

TO THE  
CORE



2024

TORONTO BLUE JAYS

OFFICIAL  
GUIDE







# 2024 PROMOTIONS & EVENTS SCHEDULE

## APRIL

MON APR 8	<b>HOME OPENER PRESENTED BY TD</b> BLUE JAYS RALLY TRIVEL GIVEAWAY PRESENTED BY TD (45,000 FANS ON ENTRANCE) BLUE JAYS MADNET SCHEDULE GIVEAWAY PRESENTED BY TD (45,000 FANS ON EXIT)
TUE APR 9	<b>LOONIE DOGS NIGHT PRESENTED BY SCHNEIDERS</b> 5:30 HOT DOG NIGHT AT THE BALLPARK
WED APR 10	<b>WORK FROM DOME</b> ELEVATE YOUR WORKDAY WITH THE ULTIMATE OFFICE VIEW AT ROGERS CENTRE
FRI APR 12	<b>JOSE BERRIOS GOLD GLOVE BOBBLEHEAD GIVEAWAY NIGHT</b> JOSE BERRIOS GOLD GLOVE BOBBLEHEAD GIVEAWAY (FIRST 15,000 FANS)
SUN APR 14	<b>JR. JAYS OPENING DAY</b> KIDS 14 AND UNDER RUN THE BASES POSTGAME
MON APR 15	<b>JACKIE ROBINSON NIGHT</b> BLUE JAYS JACKIE ROBINSON 1/2 HOT GIVEAWAY (FIRST 15,000 FANS)
TUE APR 16	<b>LOONIE DOGS NIGHT PRESENTED BY SCHNEIDERS</b> 5:30 HOT DOG NIGHT AT THE BALLPARK
WED APR 17	<b>WORK FROM DOME</b> ELEVATE YOUR WORKDAY WITH THE ULTIMATE OFFICE VIEW AT ROGERS CENTRE
FRI APR 28	<b>SPECIALTY TICKET - HELLO KITTY NIGHT</b> YOUR SPECIALTY TICKET INCLUDES A TICKET TO THE GAME AND A BLUE JAYS HELLO KITTY LIGHT-UP BOW BOBBLEHEAD
SUN APR 28	<b>JR. JAYS SUNDAYS</b> KIDS 14 AND UNDER RUN THE BASES POSTGAME
MON APR 29	<b>JANO BUNDLE GIVEAWAY NIGHT</b> DANNY JANSEN NEW BLUE REPLICIA JERSEY & REPLICIA GLASSES GIVEAWAY (FIRST 15,000 FANS)
TUE APR 30	<b>LOONIE DOGS NIGHT PRESENTED BY SCHNEIDERS</b> 5:30 HOT DOG NIGHT AT THE BALLPARK

## MAY

WED MAY 1	<b>WORK FROM DOME</b> ELEVATE YOUR WORKDAY WITH THE ULTIMATE OFFICE VIEW AT ROGERS CENTRE
FRI MAY 10	<b>CRICKET NIGHT AT THE PARK PRESENTED BY TD</b> BLUE JAYS WHITE CRICKET HAT GIVEAWAY PRESENTED BY TD (FIRST 15,000 FANS) CRICKET ACTIVITIES THROUGHOUT THE BALLPARK
SUN MAY 12	<b>JR. JAYS MOTHER'S DAY</b> KIDS 14 AND UNDER RUN THE BASES POSTGAME
FRI MAY 17	<b>COUNTRY NIGHT</b> CHRIS CASSITT (ROUND ON THE MOUND) BOBBLEHEAD GIVEAWAY (FIRST 15,000 FANS) COUNTRY NIGHT ACTIVITIES AND LIVE MUSIC THROUGHOUT THE BALLPARK
SUN MAY 19	<b>JR. JAYS SUNDAYS</b> KIDS 14 AND UNDER RUN THE BASES POSTGAME
MON MAY 20	<b>JORDAN ROMANO BLUE REPLICIA JERSEY GIVEAWAY DAY</b> JORDAN ROMANO BLUE REPLICIA JERSEY GIVEAWAY (FIRST 15,000 FANS)
TUE MAY 21	<b>LOONIE DOGS NIGHT PRESENTED BY SCHNEIDERS</b> 5:30 HOT DOG NIGHT AT THE BALLPARK
WED MAY 22	<b>YUSEI KIKUCHI BOBBLEHEAD GIVEAWAY NIGHT</b> YUSEI KIKUCHI BOBBLEHEAD GIVEAWAY (FIRST 15,000 FANS)

## CITY WEEK

CITY WEEK SPECIAL EVENTS AND ACTIVITIES AROUND THE BALLPARK

FRI MAY 31	<b>CITY WEEK</b>
SAT JUN 1	<b>CITY WEEK</b>
SUN JUN 2	<b>JR. JAYS SUNDAYS</b> KIDS 14 AND UNDER RUN THE BASES POSTGAME
MON JUN 3	<b>VLADIMIR GUERRERO JR. BOBBLEHEAD GIVEAWAY NIGHT</b> VLADIMIR GUERRERO JR. BOBBLEHEAD GIVEAWAY (FIRST 15,000 FANS)
TUE JUN 4	<b>LOONIE DOGS NIGHT PRESENTED BY SCHNEIDERS</b> 5:30 HOT DOG NIGHT AT THE BALLPARK
WED JUN 5	<b>BLUE JAYS BACKPACK GIVEAWAY NIGHT</b> BLUE JAYS BACKPACK GIVEAWAY (FIRST 15,000 FANS)

## JUNE

THU JUN 6	<b>SCHOOL DAY</b>
FRI JUN 14	<b>PRIDE NIGHT PRESENTED BY TD</b> BLUE JAYS BALDWIN ROPE COUNTRY HAT GIVEAWAY PRESENTED BY TD (FIRST 15,000 FANS) PRIDE NIGHT ACTIVITIES THROUGHOUT THE BALLPARK
SAT JUN 15	<b>PLAY BALL SATURDAY</b>
SUN JUN 16	<b>JR. JAYS FATHER'S DAY</b> FIRST OUTDOOR PROGRAM OF THE SEASON! KIDS 14 AND UNDER RUN THE BASES POSTGAME
TUE JUN 18	<b>LOONIE DOGS NIGHT PRESENTED BY SCHNEIDERS</b> 5:30 HOT DOG NIGHT AT THE BALLPARK
WED JUN 19	<b>BO BICHETTE BOBBLEHEAD GIVEAWAY NIGHT PRESENTED BY ENERCARE</b> BO BICHETTE BOBBLEHEAD GIVEAWAY PRESENTED BY ENERCARE (FIRST 15,000 FANS)
THU JUN 27	<b>SALSA NIGHT</b> BLUE JAYS CHIP & DIP BOWL GIVEAWAY (FIRST 15,000 FANS) SALSA NIGHT ACTIVITIES THROUGHOUT THE BALLPARK
SUN JUN 30	<b>JR. JAYS SUNDAYS</b> OUTDOOR PROGRAM CONTINUES! KIDS 14 AND UNDER RUN THE BASES POSTGAME

## JULY

MON JUL 1	<b>CANADA DAY</b> BLUE JAYS CANADIAN TUNE-UP HAT GIVEAWAY (FIRST 15,000 FANS) CANADIAN ACTIVITIES THROUGHOUT THE BALLPARK
TUE JUL 2	<b>LOONIE DOGS NIGHT PRESENTED BY SCHNEIDERS</b> 5:30 HOT DOG NIGHT AT THE BALLPARK
WED JUL 3	<b>KEVIN GAUSMAN BUBBLE GUM BOBBLEHEAD GIVEAWAY NIGHT</b> KEVIN GAUSMAN BUBBLE GUM BOBBLEHEAD GIVEAWAY (FIRST 15,000 FANS)
THU JUL 4	<b>CAMP DAY</b>
FRI JUL 19	<b>SPECIALTY TICKET - BLUE JAYS PICKLEFEST NIGHT</b> YOUR SPECIALTY TICKET INCLUDES A TICKET TO THE GAME AND A BLUE JAYS PICKLE TOTE BAG
SUN JUL 21	<b>JR. JAYS SUNDAYS</b> OUTDOOR PROGRAM CONTINUES! KIDS 14 AND UNDER RUN THE BASES POSTGAME
TUE JUL 23	<b>LOONIE DOGS NIGHT PRESENTED BY SCHNEIDERS</b> 5:30 HOT DOG NIGHT AT THE BALLPARK
THU JUL 25	<b>WORK FROM DOME</b> ELEVATE YOUR WORKDAY WITH THE ULTIMATE OFFICE VIEW AT ROGERS CENTRE
FRI JUL 26	<b>BLUE JAYS CARIBBEAN CARNIVAL</b> BLUE JAYS NEON HAT GIVEAWAY (FIRST 15,000 FANS) CARIBBEAN CARNIVAL ACTIVITIES THROUGHOUT THE BALLPARK
SUN JUL 28	<b>JR. JAYS SUNDAYS</b> OUTDOOR PROGRAM CONTINUES! KIDS 14 AND UNDER RUN THE BASES POSTGAME

## AUGUST

TUE AUG 6	<b>LOONIE DOGS NIGHT PRESENTED BY SCHNEIDERS</b> 5:30 HOT DOG NIGHT AT THE BALLPARK
WED AUG 7	<b>GEORGE SPRINGER REPLICIA HOCKEY JERSEY GIVEAWAY NIGHT PRESENTED BY TD</b> GEORGE SPRINGER REPLICIA HOCKEY JERSEY GIVEAWAY PRESENTED BY TD (FIRST 15,000 FANS)
FRI AUG 9	<b>HARRY POTTER™ NIGHT AT THE BALLPARK</b> BLUE JAYS HARRY POTTER™ HOUSE RAIBLAN SHIRT GIVEAWAY (FIRST 15,000 FANS) HARRY POTTER™ ACTIVITIES THROUGHOUT THE BALLPARK
SUN AUG 11	<b>JR. JAYS SUNDAYS</b> OUTDOOR PROGRAM CONTINUES! KIDS 14 AND UNDER RUN THE BASES POSTGAME
TUE AUG 20	<b>LOONIE DOGS NIGHT PRESENTED BY SCHNEIDERS</b> 5:30 HOT DOG NIGHT AT THE BALLPARK
WED AUG 21	<b>SPECIALTY TICKET - YOUTH BASEBALL NIGHT</b> YOUR SPECIALTY TICKET INCLUDES A TICKET TO THE GAME AND A PAIR OF BLUE JAYS YOUTH BATTING GLOVES
THU AUG 22	<b>SPECIALTY TICKET - HANDMADE BY ROBOTS NIGHT</b> YOUR SPECIALTY TICKET INCLUDES A TICKET TO THE GAME AND A HANDMADE BY ROBOTS ACE FRAMING
SUN AUG 25	<b>JR. JAYS SUNDAYS</b> FINAL OUTDOOR PROGRAM OF THE SEASON! KIDS 14 AND UNDER RUN THE BASES POSTGAME

## SEPTEMBER

TUE SEP 3	<b>LOONIE DOGS NIGHT PRESENTED BY SCHNEIDERS</b> 5:30 HOT DOG NIGHT AT THE BALLPARK
WED SEP 4	<b>WORK FROM DOME</b> ELEVATE YOUR WORKDAY WITH THE ULTIMATE OFFICE VIEW AT ROGERS CENTRE
<b>BACK TO SCHOOL WEEK</b> KICK-OFF THE NEW SCHOOL YEAR WITH THE BLUE JAYS	
TUE SEP 10	<b>LOONIE DOGS NIGHT PRESENTED BY SCHNEIDERS</b> 5:30 HOT DOG NIGHT AT THE BALLPARK
WED SEP 11	<b>WORK FROM DOME</b> ELEVATE YOUR WORKDAY WITH THE ULTIMATE OFFICE VIEW AT ROGERS CENTRE
FRI SEP 13	<b>SPECIALTY TICKET - UNIVERSITY &amp; COLLEGE NIGHT</b> YOUR SPECIALTY TICKET INCLUDES A TICKET TO THE GAME AND A BLUE JAYS CO-BRANDED TUMBLER
SAT SEP 14	<b>SPECIALTY TICKET - GRATEFUL DEAD DAY</b> YOUR SPECIALTY TICKET INCLUDES A TICKET TO THE GAME AND A BLUE JAYS GRATEFUL DEAD BUCKET HAT
SUN SEP 15	<b>JR. JAYS SUNDAYS</b> FINAL JR. JAYS SUNDAY OF THE SEASON! KIDS 14 AND UNDER RUN THE BASES POSTGAME
TUE SEP 24	<b>LOONIE DOGS NIGHT PRESENTED BY SCHNEIDERS</b> 5:30 HOT DOG NIGHT AT THE BALLPARK
FRI SEP 27	<b>FAN APPRECIATION WEEKEND PRESENTED BY TD</b> BLUE JAYS FAN NEEL SHIRT GIVEAWAY PRESENTED BY TD (FIRST 15,000 FANS) FAN APPRECIATION ACTIVITIES THROUGHOUT THE BALLPARK
SAT SEP 28	<b>FAN APPRECIATION WEEKEND PRESENTED BY TD</b> FAN APPRECIATION ACTIVITIES THROUGHOUT THE BALLPARK
SUN SEP 29	<b>FAN APPRECIATION WEEKEND PRESENTED BY TD</b> FAN APPRECIATION ACTIVITIES THROUGHOUT THE BALLPARK

# 2024

## OFFICIAL GUIDE

### CONTENTS

Jays Care Foundation.....	3
Toronto Blue Jays Baseball Club .....	6
<b>23 MANAGER AND COACHES BIOGRAPHIES</b>	
<b>39 PLAYER BIOGRAPHIES</b>	
2024 40-Man Roster.....	189
<b>196 2023 SEASON IN REVIEW</b>	
2023 Toronto Blue Jays Season in Review.....	196
2023 Toronto Blue Jays Final Statistics.....	204
<b>209 TORONTO BLUE JAYS HISTORY</b>	
History of the Toronto Blue Jays .....	210
Blue Jays in the Postseason .....	221
Player History.....	229
Awards .....	249
Opening Day.....	268
<b>273 TORONTO BLUE JAYS RECORDS</b>	
Season Records .....	274
Attendance Records .....	285
Individual Records.....	291
Club Records.....	316
Blue Jays Rookies.....	331
Home Runs.....	334
<b>351 OPPONENTS</b>	
Leading Opponents vs. Blue Jays .....	352
Opponents All-Time Leaders vs. Toronto .....	354
Consecutive Wins and Losses vs. AL Opponents .....	370
<b>373 PLAYER DEVELOPMENT</b>	
Player Development .....	374
Scouting .....	376
2024 Minor League Instructors .....	383
Minor League Affiliates .....	386
2024 Minor League Players.....	398
<b>401 MEDIA &amp; MISCELLANEOUS</b>	
Media Services .....	402
Broadcasting .....	404
Blue Jays Spring Training Directory.....	412
Detailed Table of Contents.....	417





# TORONTO BLUE JAYS BASEBALL CLUB

1 BLUE JAYS WAY, SUITE 3200, ROGERS CENTRE  
TORONTO, ONTARIO M5V 1J1  
(416) 341-1000

[www.bluejays.com](http://www.bluejays.com)



## THE 2024 TORONTO BLUE JAYS MEDIA GUIDE

Data for the 2024 Toronto Blue Jays Media Guide was gathered through March 1, 2024

**Produced by:** Toronto Blue Jays Communications Department:  
Andrea Goldstein, Madeleine Davidson, Shania Bremer, Adam Felton, Rodney Hiemstra, Simon Wells, Braeden Zahn

**Stats provided by:** Major League Baseball Information System, Elias Sports Bureau, Stats Perform

**Cover Design:** Toronto Blue Jays

**Photo Credits:** Alykhan Ravjiani, Buffalo Bisons

Copyright © Toronto Blue Jays, 2024. All rights reserved.







**Jays Care Foundation**, the charitable arm of the Toronto Blue Jays, uses baseball to teach life skills and create lasting social change for children and youth all across Canada. In 2023, Jays Care proudly impacted over 59,000 children and youth in every province and territory, running programs to level the playing field for Canadian kids facing barriers, including:

- Children and youth living with disabilities
- Indigenous children and youth
- Girls without access to sport
- Children and youth living at or below the poverty line



## OUR NATIONAL PROGRAMS

### CHALLENGER BASEBALL:

Challenger Baseball is Jays Care's adaptive baseball program, run in partnership with Little League Canada and Baseball Canada, specifically designed to empower children, youth, and adults living with physical and/or cognitive disabilities. The program teaches athletes living with disabilities the core life skills inherent to baseball, including teamwork, communication, determination, resiliency, inclusion, support, and courage. Challenger Baseball ensures every athlete has the opportunity to play in a fun and safe environment where they learn to become more independent, build confidence, improve their communication skills, and set and achieve their own personal goals.

### GIRLS AT BAT:

Girls At Bat is an initiative designed to help girls across the country set lofty goals and pursue them with tenacity. Jays Care Foundation has partnered with communities, schools, and non-profit organizations to help increase female participation and retention in sport, using an eight to 12 week baseball and/or softball program as the vehicle. Partners apply to implement the program and receive robust training, coaching resources, equipment, some financial support, and remote and in-person support to launch and sustain their programs.



**FIELD OF DREAMS:**

To play is to learn! Field Of Dreams is Jays Care's granting program dedicated to baseball infrastructure development that provides a safe space for children and youth to develop life skills through sport. The Field Of Dreams program provides funding to design, refurbish, and build safe spaces for children and youth across Canada. Over the past 10 years, Jays Care has invested nearly \$15 million into 163 safe spaces across 10 provinces and two territories.

**INDIGENOUS ROOKIE LEAGUE:**

Using baseball as a tool to engage children, youth, and adults in regular inter-generational play, Indigenous Rookie League enhances connections between all community members through creating safe spaces for communities to join together and play. This program increases mental health outcomes for children and youth in Indigenous communities while providing opportunities for the sharing of culture and development of life skills.

**RBI:**

RBI is a baseball for development program based in schools across the country. Through working with local schools, school boards and organizations, RBI removes any barriers that students may face to participate in baseball. Participating schools receive trained coaches, equipment and uniforms so that students are fully prepared to participate in structured league play and championship tournaments. In the spring, students participate in weekly practices and games where they learn all of the basic rules, fundamentals, and life-lessons that come from the game of baseball. In the summer, students will receive daily baseball instruction and athletic play, along with a wide range of engaging activities.







### **SUPPORT OUR #BLUEJAYSCOMMUNITY**

#### **GET YOUR 50/50 TICKETS:**

The ultimate win-win! Fans across Ontario over the age of 18 can support Jays Care and join our league-leading 50/50 jackpots at [bluejays.com/5050](http://bluejays.com/5050). Last year, the most philanthropic fans in baseball won more than \$16M in 50/50 jackpots and set an MLB-record with a \$5.9M jackpot to celebrate the team's postseason push.

#### **GET SOCIAL:**

Follow us on Instagram, X, and LinkedIn @JaysCare and like @JaysCare on Facebook to see our #BlueJaysCommunity in action across Canada!

#### **BE OUR GUEST:**

There are many opportunities to get involved with Jays Care virtual programming and events throughout the season. Visit [jayscare.com](http://jayscare.com) to learn more about our programs and fundraising events, including our annual Sportsnet Jays Care Broadcast Auction!

#### **LEARN MORE:**

For more information on Jays Care programming and events visit [www.jayscare.com](http://www.jayscare.com) or contact Joey Quintanilha at 647-407-8129 or [Joey.Quintanilha@bluejays.com](mailto:Joey.Quintanilha@bluejays.com).



# TORONTO BLUE JAYS

## BASEBALL CLUB & ROGERS CENTRE

\*For a current version, visit [bluejays.com](http://bluejays.com)

### ROGERS COMMUNICATIONS

Edward Rogers..... Chairman, Toronto Blue Jays  
 Roger Rai ..... Vice Chairman, Toronto Blue Jays  
 Anthony Staffieri ..... President & CEO,  
 Rogers Communications Inc.  
 Colette Watson..... President, Rogers Sports & Media

### EXECUTIVE OFFICE

Mark A. Shapiro..... President & CEO  
 Paul Beeston ..... President Emeritus  
 Ross Atkins ..... Executive Vice President,  
 Baseball Operations & General Manager  
 Ben Colabrese..... Executive Vice President, Finance  
 Marnie Starkman ..... Executive Vice President,  
 Business Operations  
 Gail Ricci ..... Executive Assistant to the President & CEO

### BASEBALL OPERATIONS

Tony Lacava..... Senior Vice President, Player Personnel  
 James Click..... Vice President, Baseball Strategy  
 Andrew Tinnish..... Vice President, International Scouting &  
 Baseball Operations  
 Mike Murov..... Assistant General Manager  
 Joe Sheehan ..... Assistant General Manager  
 Sanjay Choudhury ..... Director, Baseball Research  
 Jeremy Reesor ..... Director, Baseball Operations  
 Peter Saunders..... Director, Baseball Systems  
 Adam Yudelman..... Assistant Director, Baseball Research  
 Scott Blinn..... Director, Major League Clubhouse Operations  
 Kevin Malloy ..... Senior Manager, Visiting Clubhouse  
 Mustafa Hassan..... Manager, Home Clubhouse Operations  
 Rodney Hiemstra..... Manager, Team Travel  
 Anna Coppola ...Executive Assistant to the General Manager  
 Eric Slotter.....Senior Manager, Major League Video/  
 Advance Scouting  
 Gabrielle Campos..... Senior Specialist,  
 Baseball Research & Development  
 Spencer Estey ..... Senior Software Engineer,  
 Baseball Research & Development  
 Ben Jones ..... Senior Biomechanist  
 Clare Padmore .....Senior Manager, Biomechanics  
 Theron Simpson.....Senior Coordinator,  
 Major League Operations  
 Ketan Dedar .....Coordinator, Baseball Operations  
 Josh Goreham..... Lead Performance Analyst  
 Graydon Carruthers.....Senior Data Scientist  
 Dan Goldberg.....Senior Data Scientist  
 Liam Stevenson.....Senior Data Scientist  
 Sam Greene..... Senior Pitching Research Specialist  
 John Meloche..... Lead Developer, Baseball Systems  
 Antoine Laplante..... Baseball Systems Cloud Engineer  
 Antonio Garcia..... Baseball Systems Developer  
 Khalid Talakshi..... Baseball Systems Developer  
 Chris Weikel .....Amateur Scouting Research Specialist  
 Maxine Wang ..... Baseball Research Analyst  
 Peter L'Oiseau..... Baseball Research Analyst  
 Liam Ralph ..... Baseball Research Analyst  
 Emma Ritcey..... Baseball Research Analyst  
 Claire Wilson..... Baseball Research Analyst  
 Alex Eisert ..... Baseball Research Analyst  
 Anthony Lucchese..... Quality Assurance Analyst,  
 Advance Scouting  
 Luke Hoey..... Coordinator, Advance Scouting  
 John Lannan .....Major League Mental Performance Coach  
 Alex Andreopoulos ..... Bullpen Catcher  
 Luis Hurtado..... Bullpen Catcher  
 Hector Lebron ..... Cultural Development Coordinator  
 Yusuke Oshima ..... Bilingual Player Interpreter

### BASEBALL OPERATIONS - HIGH PERFORMANCE

Steve Rassel..... Director, Mental & Physical Development  
 Andrew Pipkin .....Major League Director of Health  
 and Performance  
 Jose Julian Ministral.....Head Athletic Trainer  
 Voon Chong..... Major League First Assistant Athletic Trainer  
 Drew MacDonald.....Major League Second Assistant  
 John Biggar.....Major League Physical Therapist  
 Scott Nealon .....Major League Dietitian  
 Todd Earl.....Sports Massage  
 Scott Weberg..... Head Major League Strength  
 & Conditioning Coach  
 Jeremy Trach .....Major League Assistant Strength  
 & Conditioning Coach  
 Kenji Ito ..... Performance Coach  
 Adam Ingle..... Assistant Medical Director  
 Michael Rendon..... Athletic Training Coordinator  
 Scott Peters ..... Medical Research Coordinator  
 Phil Dimino .....Rehab Coordinator  
 Alex Suerte ..... Minor League Physical Therapist  
 Jon Woodworth..... Senior Athletic Trainer  
 Aaron Spano .....Minor League Strength  
 & Conditioning Coordinator  
 Justin Batchner .....Minor League Assistant Strength  
 & Conditioning Coordinator  
 Omar Aguilar .....Latin America Strength  
 & Conditioning Coordinator  
 Taylor Haslinger.Rehab Strength & Conditioning Coordinator  
 Phil Tomassi.....Rehab Assistant Strength  
 & Conditioning Coach  
 Matt Young.....Rehab Hitting Coach  
 Rob DiBernardo..... Mental Performance Coordinator  
 Kara Terry..... Nutrition Consultant  
 Katarina Dimino .....Nutrition Coordinator  
 Dr. Sam Lima.....Employee Assistance Program Director  
 Paul Steinhauer..... Certified Mental Health Clinician  
 Dr. John Theodoropoulos..... Head Orthopedic Surgeon  
 Dr. David Lawrence ..... Head Primary Care Physician  
 Dr. Fred Brennan... Florida Internal Medicine Team Physician  
 Dr. Ted Farrar ..... Florida Internal Medicine Team Physician  
 Dr. James Fischer.. Florida Internal Medicine Team Physician  
 Dr. Peter Howard... Florida Internal Medicine Team Physician  
 Dr. Aaron Mates..... Florida Orthopedic Team Physician  
 Dr. Steven Mirabello ..... Florida Orthopedic Team Physician  
 Melissa Doldron..... Consulting Sports Massage  
 Dr. Jason Smith..... Consulting Orthopedic Surgeon  
 Dr. Inv Feferman..... Consulting Team Physician  
 Dr. Pat Graham ..... Consulting Chiropractor  
 Dr. Ron Taylor ..... Physician Emeritus





## BASEBALL OPERATIONS - PLAYER DEVELOPMENT

Joe Scalfani.....Director, Player Development  
 Charlie Wilson.....Director, Minor League Operations  
 Reed Kienle.....Assistant Director, Player Development  
 Eric Duncan.....Field Coordinator  
 John Tamargo Jr.....Short-Season Field Coordinator  
 Danny Solano.....Infield Coordinator  
 Cory Popham.....Pitching Coordinator  
 Frank Herrmann.....Pitching Initiatives  
 & Scouting Integration Coordinator  
 Ricky Meinhold.....Pitching Development Coordinator  
 Josh Paul.....Catching Coordinator  
 Craig Parry.....Hitting Coordinator  
 Sonia De La Cruz.....Education Coordinator  
 Dave Hudgens.....Minor League Offensive Game Planning  
 Michael Rivera.....Coordinator, Latin America Operations  
 Michelle Rodgers.....Minor League Operations  
 Business Manager  
 Billy Wardlow.....Minor League Equipment Coordinator  
 Alex Chambers.....Coordinator, Player Development Operations  
 Jordan Eaddy.....Coordinator, Player Development Operations  
 Edwin Encarnacion.....Special Assistant to the Organization  
 Victor Martinez.....Special Assistant to the Organization  
 Jason Bere.....Special Assistant to Player Development  
 Pat Hentgen.....Special Assistant to Player Development  
 Paul Quantrill.....Special Assistant to Player Development  
 Tim Raines.....Special Assistant to Player Development  
 Devon White.....Special Assistant to Player Development  
 Pablo Cruz.....DR Field Coordinator  
 Tyler Dobos.....Pitching Resource Analyst  
 Adrian Martin.....Rehab Assistant Pitching Coach  
 Rodrigo Vigil.....Rehab Position Coach  
 Greg Vogt.....Rehab Pitching Coach  
 Angel Gutzman.....Rehab Catcher  
 Luke Statler.....Player Development Tech Assistant & Analyst

## BASEBALL OPERATIONS - PRO SCOUTING

Ryan Mittleman.....Vice President, Pro Scouting  
 John Babocsi.....Assistant Director, Pro Scouting  
 Carson Cistulli.....Assistant Director, Player Personnel  
 Sai Butera.....Major League Scout  
 Bryan Lee.....Manager, Pro Scouting  
 Kevin Briand.....Professional Scout  
 Justin Coleman.....Professional Scout  
 Megan Evans.....Professional Scout  
 David May Jr.....Professional Scout  
 Stephen Yoo.....Professional Scout  
 Hideaki Sato.....Coordinator, Pacific Rim Operations  
 Jon Lalonde.....Manager, Player Personnel  
 Nick Manno.....Manager, Player Personnel  
 Brent Urcheck.....Manager, Player Personnel  
 Adam Guttridge.....Specialist, Player Personnel  
 Matt Anderson.....Coordinator, Player Personnel  
 Blake Bentley.....Coordinator, Player Personnel  
 Marc Lippman.....Coordinator, Player Personnel  
 Tim Rooney.....Coordinator, Player Personnel  
 Tommy Farah.....Senior Analyst, Pro Scouting

## BASEBALL OPERATIONS - AMATEUR SCOUTING

Shane Farrell.....Director, Amateur Scouting  
 Kory Lafreniere.....Assistant Director, Amateur Scouting  
 C. J. Ebarb Jr.....National Crosschecker  
 Brandon Bischoff.....Regional Crosschecker  
 Chris Curtis.....Regional Crosschecker  
 Greg Runser.....Regional Crosschecker  
 Noah St. Urbain.....Regional Crosschecker  
 Michael Youngberg.....Coordinator, Amateur Player Evaluation  
 Paul Tinnel.....Amateur Crosschecker  
 Brian Johnston.....Amateur & International Crosschecker  
 Marc Tramuta.....Special Assistant, Player Personnel  
 Chris Lionetti.....Coordinator, Amateur Scouting Projects  
 Adam Arnold.....Area Scout - Phoenix, AZ  
 Coulson Barbiche Jr.....Area Scout - Midlothian, VA  
 Tom Burns.....Area Scout - Harrisburg, PA  
 Adrian Casanova.....Area Scout - Miami, FL  
 Tony Cho.....Area Scout - Oceanside, CA

Ryan Fox.....Area Scout - Yakima, WA  
 Patrick Griffin.....Area Scout - Canada  
 Pete Holmes.....Area Scout - Boston, MA  
 Matt Huck.....Area Scout - Chicago, IL  
 Brad Jacob.....Area Scout - Dallas, TX  
 Ryan Leake.....Area Scout - Rocklin, CA  
 Nate Murrie.....Area Scout - Bowling Green, KY  
 Don Norris.....Area Scout - Hoover, AL  
 Matt O'Brien.....Area Scout - Clermont, FL  
 Wes Penick.....Area Scout - Clive, IA  
 Steve Riha.....Area Scout - Houston, TX  
 Bud Smith.....Area Scout - Lakewood, CA  
 Austin Uppshaw.....Area Scout - Kennesaw, GA  
 Joey Aversa.....Scout - Fountain Valley, CA  
 Jim Lentine.....Scout - San Clemente, CA  
 Roberto Santana.....Scout - Puerto Rico  
 Jay Lapp.....Canadian Scouting - London, ON  
 Jasmin Roy.....Canadian Scouting - Longueuil, QC  
 Rene Tosoni.....Canadian Scouting - Coquitlam, BC  
 Calvin Culver.....Development Scout, West  
 Chris Weikel.....Amateur Scouting Research Specialist  
 Spencer Witte.....Pitching Analyst  
 Jesse Levine.....Coordinator, Amateur Scouting

## BASEBALL OPERATIONS - INTERNATIONAL SCOUTING

Sandy Rosario.....Director, Latin America Operations  
 Harry Einbinder.....Assistant Director, International Scouting  
 Julio Ramirez.....Senior Coordinator, International Scouting  
 Francisco Plasencia.....Scouting Coordinator, South America  
 Tyler Baldwin.....International Scouting Coordinator  
 Aaron Acosta.....Supervisor, Mexican Scouting  
 Jose Contreras.....Supervisor, Venezuelan Scouting  
 Luis Natera.....Supervisor, Dominican Scouting  
 Lorenzo Perez.....Crosschecker, Latin America  
 Matthew McCue.....International Scouting Analyst  
 Jhoan Gomez.....International Scouting - Mao, DR  
 Jose Natera.....International Scouting  
 San Pedro de Macoris, DR  
 Luciano del Rosario.....International Scouting  
 Santo Domingo, DR  
 Emmanuel Rojo.....International Scouting  
 Santo Domingo, DR  
 Daniel Sotelo.....International Scouting - Managua, NIC  
 Alex Zapata.....International Scouting - Colon, PAN  
 Alirio Ledezma.....International Scouting - Maracaibo, VZ  
 Manuel Parra.....International Scouting - Maracaibo, VZ  
 Miguel Leal.....International Scouting - Maracay, VZ  
 Oscar Delgado.....International Scouting - Oriente, VZ  
 Franklin Briceno.....International Video Coordinator  
 Caracas, VZ  
 Boris Rothermundt.....International Scouting, Europe

## COMMUNICATIONS

Andrea Goldstein.....Vice President, Communications  
 Madeleine Davidson.....Senior Manager  
 Business Communications  
 Adam Felton.....Senior Manager, Baseball Communications  
 Simon Wells.....Manager, Baseball Information

## FACILITY MANAGEMENT

Jennifer Angiolella.....Senior Director, Facility Management  
 Tom Farrell.....Director, Field Operations  
 Sanj Perera.....Director, Project Development  
 & Construction Management  
 Heather Young.....Senior Manager, Planning & Capital Projects  
 Ailen Taitt-Kinsey.....Manager, Health & Safety  
 Hailey Chapman.....Office Services Manager  
 Ben Jamieson.....Manager, Field Operations  
 Jeff Klecs.....Manager, Field Operations  
 Emily Robertson.....Specialist, Project Management  
 Chris Binns.....Technician, Field Operations  
 Tyler Letofsky.....Specialist, Field Operations  
 Jhustice Reyes.....Technician, Field Operations  
 Rob Stiles.....Technician, Field Operations  
 Regan Ramos.....Assistant Manager, Facility Services  
 Sam Platisis.....Coordinator, Office Services  
 Graham Jackson.....Technician, Facility Services  
 Louis Leandro.....Technician, Facility Services



## FACILITY MAINTENANCE

Paul Zuschlag.....Director, Facility Maintenance  
Justin Lobert.....Manager, Facility Maintenance  
Juan Medrano.....Senior Building Operator  
Kin-Chung Pang.....Senior Building Operator  
Russell Shapland.....Senior Building Operator  
Matthew Shepherd.....HVAC Operator  
Karl Petemel.....Electrician  
Justin Turuta.....Electrician  
Michael Lynch.....Maintenance Mechanic  
Carlo Garbin.....Automotive Service Mechanic  
Mark Bettencourt.....Plumber  
Ryan Fullerton.....Maintenance Lead

## FAN EXPERIENCE & CONCESSIONS

Michelle Seniuk.....Vice President, Fan Experience & Concessions  
Karyn Gottschalk.....Director, Ballpark Experience & Operations  
Jessica Wood.....Director, Promotions  
Courtney Jolliffe.....Senior Manager, Ballpark Experience & Operations  
Michelle Kostuik.....Senior Manager, Concerts & Events  
Cristina Mastrantoni.....Senior Manager, Planning and Buying  
Dean Caracoli.....Manager, Ballpark Setup  
Karina Davidson.....Manager, Concert & Events  
Julie Fach.....Manager, Buying  
Lucas McKernan.....Manager, Giveaways & Promotions Programming  
Kelly Ste. Marie.....Manager, Promotions and Theme Day Activations  
Michelle Young.....Manager, Retail  
James Bottomley.....Assistant Manager, Retail  
Melanie Crichton.....Assistant Manager, Retail  
Carlos Galvan.....Merchandise, Buyer  
Courtney Hoover.....Merchandise Coordinator  
Mehmet Uvey.....Merchandise Planning Analyst  
Nishil Agrawal.....Coordinator, Fan Services & Concessions  
Carol Balfour.....Coordinator, Technical Production  
Kassandra Baljak.....Coordinator, Game Day Operations  
Trevor Chudleigh.....Coordinator, Giveaways & Promotions Programming  
Devyn Haugen.....Coordinator, Concerts & Events  
Sly Howard.....Coordinator, Ballpark Setup  
Zach Kavanagh.....Coordinator, Activation Team  
Amanda Lodu.....Coordinator, Game Day Staff  
Mikayla Spolsky.....Coordinator, Fan Services  
MaryAnne Sturley.....Receptionist, Fan Services

## FINANCE

Josh Hoffman.....Director, Finance  
Sharon Dykstra.....Senior Manager, Blue Jays US Payroll & Benefits  
Alex Haeussler.....Senior Manager, Finance  
Mark Murray.....Senior Manager, Finance  
Leslie Galant-Gardiner.....Manager, Finance  
Troy Mercuri.....Manager, Finance  
Garrett Mercer.....Manager, Treasury & Vault Operations  
Bryanna Buckborough.....Senior Financial Analyst  
Melissa Paterson.....Senior Financial Analyst  
Joyce Chan.....Senior Payroll Administrator  
Joy Baybayan.....Senior Payroll Analyst  
Marisa Paine.....Finance Associate  
Brittany Monague.....Coordinator, Vendor Administration  
Taylor Thompson.....Coordinator, Vendor Administration

## JAYS CARE FOUNDATION

Robert Witche.....Executive Director  
Jules Porter.....Director, Programs  
Shari Ralph-Topolie.....Director, Finance & Operations  
Susan Hallsworth.....Director, Philanthropy  
Matthew Judd.....Director, Programs  
Ben Sibley.....Director, Marketing Communications & Lotteries  
Christine Lam.....Senior Manager, Community Programs & Outreach  
Jessica Yep.....Senior Manager, Community Programs & Outreach  
Bhanesha Olek.....Senior Manager, Gender Equity Programs & Initiatives

Matthew Appleby.....Senior Manager, Corporate Partnerships & Events  
Meghan Saundercook.....Senior Manager, Inclusive Programs & Outreach  
Rodrigo Cuadra.....Senior Manager, Omni-channel Strategy & Lotteries  
Nichole Martin.....Senior Manager, Indigenous Programs  
Cam Linwood.....Senior Manager, Challenger Baseball  
Mathew Capoccia.....Manager, Philanthropy  
Kristin Harvey.....Manager, Events  
Joseph Quintanilha.....Manager, Marketing & Communications  
Jeremy Miller.....Manager, Finance  
Alysha Kavanagh.....Manager, Inclusion & Outreach  
Mike Mery.....Manager, Child Protection  
Julia Ursini.....Manager, James Bay Girls at Bat  
Alexandra Blanchard.....Manager, Monitoring & Evaluation  
Adam Shulman.....Manager, Urban Programs and Outreach  
Andy Lee.....Content Manager  
Zach Shaban.....Project Manager, Inclusive Programs  
Shamoy Marstin.....Project Manager, Urban Programs & Outreach  
Josh MacDonald.....Project Manager, Urban Programs & Outreach  
Brett Hunt.....Project Manager  
Jenna Baxter.....Program Specialist  
Caroline Butler.....Program Specialist  
Colette Ng.....Program Specialist  
Marlon Rohoman.....Program Specialist  
Rebecca Lansley.....Specialist, Indigenous Programs  
Zena Gittens.....Specialist, Monitoring & Evaluation  
Jegmal Williams.....Specialist, Programs  
Cailey Gavin.....Graphic Designer  
Jade Clemente.....Specialist, Finance & Office Admin  
Hailey Noronha.....Specialist, Corporate Partnerships  
Alexandra Kleiner.....Specialist, Events  
William Ord.....Coordinator, Partnerships & Events

## LEGAL & GOVERNMENT AFFAIRS

Matthew Shuber.....Senior Vice President, Legal Affairs and General Counsel  
Michael Alvaro.....Director, Legal Affairs and Legal Counsel  
Amir Torabi.....Director, Legal Affairs and Legal Counsel  
Suzanne Joncas.....Director, Risk Management  
Suey Lau.....Executive Assistant, Legal Affairs

## MARKETING

Christine DesJardine.....Vice President, Brand & Digital Marketing  
Sheldon Kiernan.....Director, Brand & Digital Marketing  
Sherry Oosterhuis.....Director, Creative Services & Marketing Management  
Stefanie Wright.....Director, Game Entertainment & Production  
George Skoutakis.....Content Director  
Jeff Holloway.....Senior Manager, Player Relations & Community Marketing  
Maureen Kinghorn.....Senior Marketing Manager  
Alykhan Ravjani.....Senior Manager, Social Media & Real Time Content  
T.J. Burton.....Program Manager, Amateur Baseball  
Maria Cresswell.....Marketing Department Manager & Alumni Relations  
Shaina Gibson.....Manager, Game Entertainment  
Rosalynn Thornton.....Manager, Game Entertainment  
Erinn White.....Manager, Community Marketing & Family Programs  
Ranzel Gonzales.....Manager, Brand & Digital Marketing  
Thomas Small.....Manager, Website & Direct Marketing  
John Woo.....Content Manager  
Michael Campbell.....Senior Motion Graphics Designer  
Nick Coyle.....Senior Graphics Designer  
Nathan Fong.....Motion Graphics Designer  
Ben Simpson.....Motion Graphics Designer  
Kenneth Edwards.....Content Producer/Editor  
Nico Canavo.....Social Content Specialist  
Alex Tansley.....Graphic Designer  
Adam vanLuttikhuisen.....Graphic Designer  
Mike Ferguson.....Authenticity Specialist  
Richard Lee-Sam.....Social Media Specialist  
Geoff Seto.....Program Specialist, Amateur Baseball





Heather Hansler..... Program Assistant, Amateur Baseball  
 Paloma Torres..... Supervisor, Game Day Production  
 Mitchell Martin..... Coordinator, In-Game Entertainment  
 & Production

**PARTNERSHIPS**

Mark Ditmars.....Vice President, Partnerships  
 Natalie Agro..... Director, Partnership Development  
 John Griffin..... Director, Partnership Development  
 David O'Reilly..... Director, Partnership Development  
 Mark Palmer..... Director, Partnership Development  
 Max Sisam..... Director, Partnership Development  
 Michael Lunder..... Director, Business Planning  
 Shauna Powell..... Senior Manager, Partnership Marketing  
 Matthew Dexter..... Manager, Partnership Marketing  
 Honsing Leung..... Manager, Partnership Marketing  
 Kyle Storey..... Manager, Partnership Marketing  
 Isaac Boloten..... Coordinator, Partnership Marketing  
 Dante Djan..... Coordinator, Partnership Marketing  
 Jack Lawrence..... Coordinator, Partnership Marketing  
 Amy Pilon..... Coordinator, Partnership Marketing  
 Justin Woods..... Coordinator, Partnership Marketing

**PEOPLE OPERATIONS**

Matt Phinney..... Vice President, People Operations  
 Samantha Carter..... Senior Manager, People Operations  
 Kristina Bogue.. Senior Business Partner, People Operations  
 Althea Netto..... Business Partner, People Operations  
 Melissa Masternak..... Business Partner, People Operations  
 Sahar Merchant..... Specialist, People Operations  
 Victoria Jimenez Arreola..... Talent Acquisition Specialist  
 Gabriel Negussie..... Coordinator, People Operations

**SECURITY & GAMEDAY OPERATIONS**

Mario Coutinho..... Vice President, Stadium Operations  
 & Security  
 Mark Seenarine..... Director, Security  
 Russ Cook..... Manager, Security Operations  
 Teresa Cimino..... Security Training Manager  
 Piero Aceto..... Coordinator, Office Services  
 Desmond Buchanan..... Control Room Guard  
 Suzanne DiCecca..... Security Guard  
 Oyet Lachan..... Security Guard  
 Christopher Lautenbach..... Security Guard  
 Robert Makos..... Security Guard

**STRATEGY & ANALYTICS**

Alex Wong..... Vice President, Strategy & Analytics  
 Bessam Mustafa..... Director, Fan Insights  
 Ryan Bricker..... Director, Strategy & Analytics  
 Kurtis Sterling..... Senior Manager, Strategy  
 Sarah Baumann..... Manager, Fan Insights  
 Joanna Huang..... Strategy Analyst  
 Andrew Silva..... Strategy Analyst  
 Abby Holmes..... Business Strategy Analyst

**TECHNOLOGY**

Anthony Miranda..... Vice President, Technology  
 Mike Christiansen..... Director, Technical Production  
 & Broadcast Services  
 Christina Gunn..... Senior Manager, Technical Production  
 Richard Solis..... Manager, Applications and User Support  
 Donny Catinari..... Manager, Network and Infrastructure  
 Yvan Duval..... Infrastructure Architect  
 Xavon Charles..... Senior Support Analyst  
 Victor Tran..... Senior Support Analyst  
 Tyler Garcia..... Technical Support Analyst  
 David Sardella..... Data Architect  
 Kyle Griffin..... AV Systems Support Technician  
 Nicholas Lee..... System Administrator

**TICKET SALES, SERVICE & OPERATIONS**

Eric Cowell..... Senior Director, Ticket Operations  
 John Santana.. Senior Director, Ticket Sales & Memberships  
 Devin McElroy..... Director, Premium Sales  
 Sheila Stella..... Director, Executive & Promoter Ticketing  
 Fauzia Quddus..... Senior Manager, Ticket Systems & CRM  
 Tom Zapletal .. Senior Manager, Membership & Group Sales  
 Jonathan Bagnell..... Manager, Membership Services  
 Spencer Rubinoff..... Manager, Premium Sales

Nicole Serfaty..... Manager, Premium Service  
 Christina Dodge..... Manager, Concert & Event Ticketing  
 Dimitri Tzanetas..... Manager, Group Sales  
 Ryan McMorrow..... Manager, Club Services  
 Ashley Penrice.... Manager, Service Operations & Activations  
 Richard Overend..... Manager, Ticket Systems  
 Richard Chautems..... Manager, Ticket Administration  
 Michelle Chaves..... Manager, Box Office & Ticket Support  
 Mike Kosciesza..... Assistant Manager, Membership Sales  
 Sheldon Sookdeo..... Assistant Manager, Group Sales  
 Corey Henders..... Assistant Manager, Premium Sales  
 Michael Newell .... Senior Account Manager, Premium Sales  
 Mike Skrobacky. Senior Account Manager, Premium Service  
 Callum Holdway .... Account Manager, Membership Services  
 Glenn Jackson..... Account Manager, Membership Services  
 Evan Dore-Jones..... Account Manager, Premium Sales  
 Kelvin Marfo..... Coordinator  
 Daniel Marozzo..... Coordinator, CRM  
 Lucas Brutto..... Coordinator, Ticket Operations  
 Thomas Dunne..... Account Executive, Club Service  
 Andrew Corbett..... Account Executive, Group Sales  
 Chris Kirton..... Account Executive, Group Sales  
 Owen Scurlall..... Account Executive, Group Sales  
 Jory Simon..... Account Executive, Group Sales  
 Peter Aquilina..... Account Executive, Membership Sales  
 Melissa Duda..... Account Executive, Membership Sales  
 Michael Orlando..... Account Executive, Membership Sales  
 John Whelly..... Account Executive, Membership Sales  
 Anthony Bandhu..... Account Executive, Membership Services  
 Michael Belvedere Account Executive, Membership Services  
 Noah Blackwell..... Account Executive, Membership Services  
 Frank DeBartolo ... Account Executive, Membership Services  
 Melanie Daniel..... Account Executive, Premium Sales  
 Samantha Mohammed... Account Executive, Premium Sales  
 Spencer Belton..... Account Executive, Premium Service  
 Luke Mariano..... Account Executive, Suite Services  
 Tyler Priast..... Account Executive, Suite Services

**FLORIDA OPERATIONS**

Shelby Nelson..... Vice President, Florida Operations  
 Matt Woak..... Assistant General Manager  
 Rob Durr..... Director, Facilities  
 Jason Weaving..... Senior Manager, Security  
 Holly Larsen..... Finance & Office Administration Manager  
 Gayle Gentry..... Manager, Accounting  
 Randy Morrison..... Facilities Manager, Player Development  
 Complex  
 Patrick Skunda..... Head Superintendent  
 Arturo Montero..... Groundskeeper, Landscape  
 Bobby Walker..... Clubhouse Manager, Player Development  
 Complex  
 Freddy Medina .... Clubhouse Assistant, Player Development  
 Complex  
 Justin Williams..... Supervisor, Ballpark Operations  
 Zachary Bare..... Retail Sales & Operations Specialist  
 Mary Anderson..... Florida Business Operations Specialist  
 Joe Miller..... Electrician  
 Joseph Ferrentino..... Building Operator  
 Peter Burr..... Equipment Mechanic  
 Mitch Albright..... Supervisor, Ticket Sales & Operations



## CLUB OFFICERS



### **MARK SHAPIRO** **PRESIDENT & CEO**

Mark Shapiro is one of the few Major League Baseball executives that has experience in all facets of the game – baseball, business, and league operations – over the course of a career that spans more than 30 years.

Mark was appointed President & CEO of the Toronto Blue Jays in November 2015, a role that oversees the organization's business and baseball operations and represents ownership at the league level.

Mark is responsible for the expansion of the Blue Jays' systems and capabilities in several areas, including player development, high performance, strategy, and analytics. He has championed two significant capital projects in his tenure: upgrading the team's Spring Training home in Dunedin, FL with the Player Development Complex, an industry-leading performance facility; and the renovations to Rogers Centre, transforming the stadium to a ballpark. Under Mark's leadership,

the Blue Jays have reached the postseason four times: 2016, 2020, 2022, and 2023.

Mark's baseball career began in 1992 in Cleveland, where he spent 24 seasons. He joined Cleveland as an assistant in baseball operations and quickly progressed into a senior leadership role as Director of Minor League Operations, before becoming Vice President of Baseball Operations & Assistant General Manager in 1999. Mark was named Executive Vice President & General Manager in 2002 and held that position until he was appointed Team President in 2011.

Following both the 2005 and 2007 seasons, Mark was named the Sporting News "Executive of the Year," and was the only active General Manager in MLB at that time to win the award twice. In 2005, he was also named "Executive of the Year" by Baseball America.

Beyond his extensive work in the front office, Mark has been involved in key baseball initiatives at Major League Baseball for more than a decade. He currently sits on the league's Competition Committee; On Field Committee; Long-Term Strategic Planning Committee; and Revenue Sharing Definitions Committee. In addition, he is a member of the Board of Directors for Jays Care Foundation, the charitable arm of the Toronto Blue Jays.

A Baltimore native, Mark played four years of football at Princeton University, where he earned a bachelor's degree in history. He lives in Toronto with his family.



### **ROSS ATKINS** **EXECUTIVE VICE PRESIDENT, BASEBALL OPERATIONS** **& GENERAL MANAGER**

Ross Atkins was named the seventh General Manager of the Toronto Blue Jays on December 3, 2015. Prior to that, he spent his entire professional career with the Cleveland Guardians' organization after being selected in the 38th round of the 1995 draft as a right-handed pitcher and joining Cleveland's front office in 2000 following his playing career. Ross spent 15 seasons in Player Development, most recently as Vice President of Player Personnel, overseeing all elements of Cleveland's Player Development system. He previously served as Director and then Vice President of Player Development from 2007 to 2010 and 2011 to 2014, respectively. His ascension in the Cleveland system also included three seasons (2004 to 2006) as the Director of Latin American Operations. Ross spent four years playing baseball for Wake Forest University where he received a bachelor's degree in economics and was a member of the ACC honor roll.

He now resides in Toronto with his wife, Christine, and their two daughters, Jane and Marita.

## TORONTO BLUE JAYS OWNERSHIP

On March 26, 1976, the American League granted an expansion franchise to a group consisting of Labatt Breweries, Imperial Trust Limited and The Canadian Imperial Bank of Commerce. Both Labatt Breweries and Imperial Trust each controlled 45% of the team. The C.I.B.C. had the other 10% of the club. Imperial Trust was a holding company set up by the late R. Howard Webster, who was instrumental in the granting of the franchise in 1976. The Webster family still maintained their share of the ownership until selling their 45% to Labatt in November, 1991. The ownership then consisted of John Labatt Limited, 90% and Canadian Imperial Bank of Commerce, 10%. In June of 1995 John Labatt Limited was purchased by Interbrew S.A., Belgium's leading brewer.

In September of 2000, local ownership returned to the Toronto Blue Jays as Rogers Communications Inc. purchased 80% control of the franchise. John Labatt Limited (Interbrew) maintains a 20% interest while The Canadian Imperial Bank of Commerce relinquished their stake. In January of 2004 Rogers Communications Inc. acquired the remaining 20% of the Club. Rogers Communications Inc. now owns 100% of the Toronto Blue Jays Baseball Club.

On November 29, 2004, the Toronto Blue Jays reached an agreement with Sportsco International to acquire the former SkyDome. The purchase price for the stadium, now known as Rogers Centre, was approximately \$25 million (CDN).



# BUSINESS OPERATIONS



**BEN COLABRESE**  
**EXECUTIVE VICE PRESIDENT, FINANCE**

Beginning his seventh season with the Toronto Blue Jays, Ben Colabrese is a key ownership liaison and is responsible for all club financial matters including MLB and ownership reporting, capital management, and payroll. Ben joined the Blue Jays in 2018 from the club's parent company, Rogers Communications. He has been with Rogers since 2015, previously holding the roles of VP & GM of Mobilicity (acquired by Rogers in 2015), then Senior Vice President, Finance for the X1 Syndication Program. Before his most recent tenure at Rogers Communications, Ben was the Chief Financial Officer of Pelmorex Media Inc. / The Weather Network (2013-2014) and prior to that, Vice President, Corporate Development at Rogers (2005-2013) where he was responsible for all merger and acquisition activity, completing more than 30 transactions. Ben is a member of the Board and Audit Committee Chair for Enthusiast Gaming and has been a past Board Member for Vecima Networks and Perk.com.



**MARNIE STARKMAN**  
**EXECUTIVE VICE PRESIDENT, BUSINESS OPERATIONS**

Marnie Starkman is entering her 15th season with the Toronto Blue Jays and her first leading the club's entire business operations portfolio, including fan experience, marketing, facilities, strategy and analytics, partnerships, people operations, communications, ticketing, technology, and Florida Operations. Throughout her Blue Jays tenure, she has held progressively senior roles, starting in 2009 overseeing game entertainment, before adding promotions and marketing in 2010 and 2016, and expanding to co-leader of business operations in 2019.

Since joining the Blue Jays executive team, Marnie has steered the club through a remarkable journey and transformation. She was a key leader in navigating the club through the COVID-19 pandemic, including the well-documented 2021 season where the team hosted home games in three different ballparks. Since 2022, Starkman has co-led the more than \$300 million multi-year Rogers Centre renovations, transforming the iconic 33-year-old stadium into a modern ballpark with best-in-class fan experiences and player facilities.

Beyond the Blue Jays, Marnie is a leader in Major League Baseball and throughout the sports industry. She has represented the American League on various MLB committees and is a current board member for the Baseball Assistance Team (BAT), a non-profit organization that supports members of the baseball family in need of financial or medical assistance. Starkman is a 2018 recipient of the One of 5 to Watch Award, presented annually to five Canadian sports business professionals who have achieved remarkable career success prior to their 40th birthdays.

Prior to joining the Blue Jays, Marnie worked for Maple Leafs Sports & Entertainment and Dome Productions. Born and raised in the Greater Toronto Area, Marnie holds degrees from York/Toronto Metropolitan University, the University of Toronto, and Sheridan College.



**MARIO R. COUTINHO**  
**VICE PRESIDENT, STADIUM OPERATIONS & SECURITY**

Mario Coutinho was named to his current role in October 2005. He oversees event staff, medical, and security operations, including investigations, threat/risk assessments, BCP, and emergency response planning for Blue Jays home games, concerts, and special events. Mario is one of the club's longest-tenured employees, beginning in 1982 in a part-time game day role and joining the club full-time in 1989 as Manager, Game Operations. In addition to his responsibilities at the Blue Jays, Mario has served on the planning committee for the annual Toronto Police Emergency Management Symposium since 2008; is a founding member of SAFE (South Area Facilities and Entertainment Group); serves on the Board of TAPPS (Toronto Associations of Police and Private Security); participates in a number of key industry associations, including ASIS, NCS4 (National Center for Spectator Sports Safety and Security - Advisory Board member), BOMA Toronto - SRMAC (Security Risk Management Advisory Council), IIFX (Innovation Institute for Fan Experience - Distinguished Fellow), and SMA (Stadium Managers Association Vice President); and serves on the Membership and Technology/Operations Committee, CSLA (Canadian Security Lifesaver Association - Board of Directors). Mario graduated from the University of Toronto with a Bachelor of Science degree in 1985, after completing his secondary schooling at Toronto's De La Salle College.



**CHRISTINE DESJARDINE**  
**VICE PRESIDENT, BRAND & DIGITAL MARKETING**

Christine DesJardine joined the Toronto Blue Jays in June 2021 as the Vice President of Brand & Digital Marketing where she is responsible for leading the brand and integrated marketing strategy to grow and deepen the Blue Jays fanbase. A brand marketer at heart, Christine's career began more than 20 years ago at Procter & Gamble where she held roles in consumer insights, market research, and traditional brand management, and was awarded P&Gs Brand builder of the year. During that time, she began coaching others and trained as a GROW instructor, regularly leading development sessions. In 2016, Christine joined Rogers as Brand Director at The Shopping Channel. Now known as TSC, she elevated and transformed the brand into a modern and relevant ecommerce competitor. In 2018, she brought her personal love of sports to her profession when she became the Senior Director of Marketing at Sportsnet. Christine, her partner, and their three amazing children reside in Toronto. As a family, they love to play basketball, baseball, and soccer, as well as break out into the occasional dance party. Christine graduated from the University of Guelph with a Bachelor of Commerce degree, with Honours distinction.







**MARK DITMARS**  
**VICE PRESIDENT, PARTNERSHIPS**

Mark Ditmars joined the Toronto Blue Jays in July 2011. He spent 20 years with Labatt Breweries of Canada in various sales and marketing roles, including Director of Marketing and Brand Management for Bud Light and Budweiser, where he developed marketing strategies for sports properties, including the NFL, Super Bowl, Formula 1, and NASCAR. Mark was formerly Vice President Sales for EMI Music Canada, responsible for sales revenue of many artists, including Katy Perry, Coldplay, The Beatles, and Pink Floyd, through retail channels such as Walmart and iTunes. The University of Windsor graduate is a certified amateur coach through the Ontario Baseball Association, formerly coaching in the "AAA" Mississauga Majors and Twins organizations.



**ANDREA GOLDSTEIN**  
**VICE PRESIDENT, COMMUNICATIONS**

Andrea Goldstein heads into her third season as Vice President of Communications, where she oversees external and internal strategic communications, media relations, and publicity for all areas of the organization. A former sports reporter, Andrea has 25 years of experience in the sports and media industry. Prior to joining the Blue Jays, she spent 11 years at Rogers Sports & Media leading communications and public relations for the country's most diverse portfolio of media assets. She has also led communications for TSN and Canada's Olympic Broadcast Media Consortium for the Vancouver 2010 Olympic Winter Games. Andrea has a Bachelor of Applied Arts in Journalism from Toronto Metropolitan University and an Honours Bachelor of Fine Arts in Theatre from York University. She currently resides in Toronto with her partner, Shawn, and dog, Oscar.



**ANTHONY MIRANDA**  
**VICE PRESIDENT, TECHNOLOGY**

Anthony Miranda is entering his 26th season with the Toronto Blue Jays, joining the organization in 1998 as a Systems Analyst. Currently Vice President, Technology, Anthony and his team are responsible for all information technology systems and technical production at Rogers Centre and the Blue Jays' Florida facilities. A native of Toronto, Anthony graduated from the University of Toronto with an Honours Bachelor of Science degree in Computer Science. He obtained his PMP designation in 2008 and is currently an active PMI member in good standing. Anthony and his wife, Lindsey, reside in Mississauga with their two children, Emily and Violet.



**MATT PHINNEY**  
**VICE PRESIDENT, PEOPLE OPERATIONS**

Matt Phinney is entering his third season with the club as Vice President, People Operations, responsible for building the Human Resources function across Business and Baseball Operations. He joined the club in 2022, after spending nine years at Capital One Canada, where he held a variety of leadership roles and drove organization-wide initiatives for performance management and talent management. Matt started his career in Strategy Consulting with Deloitte, supporting organization design, talent strategy, and post-merger integration for large financial institutions in Canada and the US. He holds degrees in Engineering and Business Administration from Western University, and an MBA from the University of Toronto. Matt resides in Toronto with his wife, Karen, and baseball-playing sons, Ryan and Owen.



**MICHELLE SENIUK**  
**VICE PRESIDENT, FAN EXPERIENCE & CONCESSIONS**

Michelle Seniuk is starting her 13th season with the Toronto Blue Jays and her fourth as Vice President, Fan Experience & Concessions. She joined the organization in 2012 as Manager, Promotions & Fan Activations and saw her role expand in 2017 as Senior Manager, Promotions, and again in 2019 as Director, Promotions & Events. Prior to joining the Blue Jays, Seniuk served as an Account Coordinator at a communications agency and worked as a freelancer in the sports industry. She has devoted much of her career to sports and entertainment, working the Bills Toronto Series and spending seven seasons as a CFL cheerleader. Michelle has an Ontario Graduate Certificate in Public Relations from Humber College and earned an Honours Bachelor of Fine Arts degree from Toronto Metropolitan University.





**MATTHEW SHUBER**  
**SENIOR VICE PRESIDENT, LEGAL AFFAIRS**  
**AND GENERAL COUNCIL**

Matthew Shuber joined the Toronto Blue Jays in 2003 as Director, Business Affairs, and was promoted to Vice President in 2011 and Senior Vice President in 2021. Matthew's responsibilities include the oversight and management of all legal matters affecting the organization, as well as certain relationships and business matters relating to Major League Baseball and the Blue Jays' intellectual property. Matthew provides ongoing legal, business, and strategic advice and direction on a variety of different organizational imperatives, including broadcasting, baseball operations, ticketing, merchandising, marketing, and partnerships. He played a central role in the design, development, and implementation of the Blue Jays' current logos, uniforms, and related branding elements, as well as the redevelopment of TD Ballpark and the associated Player Development Complex in Dunedin, FL. Matthew was called to the Ontario Bar in 1999. He

attended Schulich School of Business MBA program in 2003 on a Dean's Entrance Scholarship. Prior to entering the business world, he was in legal practice as criminal defence counsel at the Toronto firm of Cooper, Sandler and West. Matthew received his law degree (Juris Doctor) from Osgoode Hall Law School in 1997 and was the recipient of six separate academic awards. Matthew has been a guest lecturer for Osgoode Hall Law School's Entertainment and Sports Law course for the last several years, and has been a member of and/or special advisor to the Board of Directors of the Jewish Camp Council of Toronto. He is an avid photographer, traveller, and amateur chef, as well as an occasional musician and sportsman. Matthew is a very proud father to one remarkable son.



**ALEX WONG**  
**VICE PRESIDENT, STRATEGY & ANALYTICS**

Alex Wong is entering his sixth season with the Toronto Blue Jays. He is responsible for organizational strategy, strategic planning and projects, fan insights, and advanced analytics. Prior to joining the Blue Jays, Alex worked at GALE Partners, a creative media consultancy, as part of the strategy and data team with a focus on creating digital customer experiences through the application of data and analytics. Before GALE, he held multiple roles at Deloitte Consulting, focused on corporate strategy in financial services, sports and entertainment, public sector, and telecom. Alex holds an HBA from the Richard Ivey School of Business. The Strathroy, ON, native now resides in Toronto with his wife, Dawn, and son, Atticus.



# BASEBALL OPERATIONS

## **TONY LACAVA** **SENIOR VICE PRESIDENT, PLAYER PERSONNEL**



Tony Lacava is entering his 22nd year with the Blue Jays after joining the organization on October 15, 2002 as Assistant to the General Manager. He was named Assistant General Manager, Player Personnel in October of 2007, a role he held until 2011 when he was appointed Vice President, Baseball Operations and Assistant General Manager. Tony was then appointed to the position of Senior Vice President of Baseball Operations and Assistant General Manager in December of 2015. He also served as interim General Manager during the 2015 offseason. Following his playing career, he joined the Anaheim Angels organization as an Associate Scout in 1989. The resident of Oakmont, PA, was promoted to full-time duties as an Area Scout in 1991. He was promoted again in 1996 to the position of Regional Crosschecker, serving through 1999. Tony joined the Atlanta Braves as the National Scouting Supervisor in 2000 and was named as the Director, Player Development for the Montreal Expos in September of that

year, overseeing the club's Minor League field personnel and the farm teams. He also spent the 2002 season with Cleveland as National Crosschecker. Tony graduated from Central Catholic in 1979 where he played baseball. He then obtained an Associates Degree from Gulf Coast Community College before transferring to the University of Pittsburgh. He left Pitt after two years to sign with the Pittsburgh Pirates as a non-drafted free agent and spent two seasons in the club's Minor League system as an infielder with Bradenton and Greenwood in 1983, and Macon in 1984. Tony was born on May 21, 1961 in Pittsburgh, and is married with three children.

## **JAMES CLICK** **VICE PRESIDENT, BASEBALL STRATEGY**



James Click joined the Blue Jays as Vice President, Baseball Strategy prior to the 2023 season. In this role, he works closely with General Manager Ross Atkins and department heads on strategic planning, decision making, and evaluation. James works across both professional and amateur levels to identify best practices, develop plans, and implement strategies. James spent the 2020-2022 seasons as General Manager of the Houston Astros, claiming an AL pennant in 2021 and winning a World Series title in 2022. Prior to that, he spent 14 years with the Tampa Bay Rays, most recently as their Vice President of Baseball Operations from 2017 to 2019. James graduated from Yale University in 2000 and wrote for Baseball Prospectus for several years before joining the Rays. The native of Durham, NC, has a wife, Ace, and two sons, Sam and Nate.

## **ANDREW TINNISH** **VICE PRESIDENT, INTERNATIONAL SCOUTING AND BASEBALL OPERATIONS**



Andrew Tinnish was named to his current position in January of 2019, and oversees the club's International Scouting operations. He was elevated to the position of Assistant Scouting Director in September of 2006, a role he performed until his promotion to Director, Amateur Scouting on October 9, 2009, where he oversaw the direction of the Amateur Scouts in preparation for each season's Amateur draft. He then became an Assistant General Manager on June 21, 2012. Andrew was named an Area Scout for the Blue Jays, covering North Florida and Alabama, before being promoted to Scouting Coordinator in August of 2003. During July/August of 2002, he acted as Hitting Coach for Team Canada at the FISU World University Games in Italy. The native of Hamilton, ON, moved into a full-time position in January of 2002 as an Assistant in the Baseball Operations department after he first joined the Blue Jays in April of 2001 as an Intern

in Baseball Operations. Andrew pitched for the Quebec Capitales of the Northern League in the summer of 1999, appearing in 22 games while compiling a 3-1 record covering 38.2 innings. He also played for the Brock Badgers baseball club from 1995-1999 and was awarded the honour of Brock University Male Athlete of the Year for the 1999-2000 school year, as well as being named team MVP in the 1996, 1998, and 1999 seasons. Andrew played baseball for Niagara University (NCAA) in 1997 and graduated from Brock University with a degree in Sports Management. He grew up in Nepean, ON, where he played minor baseball for East Nepean.

## **MIKE MUROV** **ASSISTANT GENERAL MANAGER**



Mike Murov is entering his ninth season with the Blue Jays and his third as Assistant General Manager. He works closely with the Pro Scouting, Amateur Scouting, and the Major League Coaching staffs to evaluate player acquisition opportunities, collaboration between departments, and staffing strategies. Prior to joining the Blue Jays, Mike spent six years with the Boston Red Sox, most notably as the club's Assistant Director of Major League Operations. He began his career in baseball in 2008 as a Player Development intern with the Florida Marlins organization. He then worked for the Cincinnati Reds as an intern in 2009 before joining Boston's Player Development department in 2010. Mike attended Dartmouth College where he majored in government and minored in history, graduating with high honours in 2007.







**JOE SHEEHAN**  
**ASSISTANT GENERAL MANAGER**

Joe Sheehan was named Assistant General Manager on September 29, 2016. He originally started with the Blue Jays in November of 2010 as a Baseball Information Analyst. On January 2, 2015, he was promoted to Manager, Baseball Research and Development, a role he held until his appointment to Director of Analytics in December of 2015. In that role, he was responsible for creating and communicating many of the advanced analytic metrics and processes used by the Baseball Operations staff. Sheehan helped develop the team's internal scouting software, as well as other systems used across all levels of the department and was responsible for managing departmental statistical and scouting databases. He previously worked for the Pirates from 2009-2010, both as an intern and as a Baseball Operations Data Analyst, contributing analytic work to baseball operations decisions. Joe interned for San Diego Padres and Colorado Rockies in 2006 and 2008, respectively. He graduated from Oberlin College (Ohio) with a degree in

Biology and played baseball at Oberlin from 2002-2006. Originally from Winchester, MA (outside Boston), Sheehan currently resides in Toronto.



**SANJAY CHOUDHURY**  
**DIRECTOR, BASEBALL RESEARCH**

Sanjay Choudhury enters his ninth season with the Blue Jays and his third as Director, Baseball Research, having spent the prior two years as Assistant Director, Research and Development. In his current role, he is responsible for managing and conducting research projects to support decisions across Baseball Operations. Sanjay was previously employed by KIPP DC Charter Schools and Deloitte Consulting. He holds his BA and MPP from the University of Virginia, where he graduated from the Batten School of Leadership and Public Policy.



**JEREMY REESOR**  
**DIRECTOR, BASEBALL OPERATIONS**

Entering his 12th season with the Blue Jays and 11th in the Baseball Operations department, Jeremy Reesor was promoted to his current position for the 2022 campaign, coming off three seasons in which he served as Assistant Director, Baseball Operations. In his current role, he is responsible for applying the team's decision-making processes in all areas of Baseball Operations with a focus on applying analytical tools to player acquisition, transactions, and game preparation, as well as leading transaction/contract administration, project management and strategy initiatives. Jeremy joined the Blue Jays in 2013 as a Field Conversion Technician before moving to Baseball Operations as an Analytics intern for the 2014 season. He was then hired as Assistant, Baseball Research prior to the 2015 season, working closely with the Amateur Scouting staff on coordination for the draft, as well as supporting the club's analytics team. He was promoted to Coordinator, Baseball Research prior to the 2017 season and Manager, Baseball

Research prior to the 2018 season. Jeremy graduated with a BSc in Honours Biology from the University of Waterloo in 2012. Originally from Stouffville, ON, he currently resides in the Uxbridge area with his family.



**PETER SAUNDERS**  
**DIRECTOR, BASEBALL SYSTEMS**

Peter Saunders is entering his ninth season with the Blue Jays in the role of Director, Baseball Systems. He joined the Blue Jays in 2016 as Data Architect before being promoted to Assistant Director and Tech Lead prior to the 2020 season. He is responsible for building and maintaining databases and technology systems in Baseball Operations and oversees a small team of software developers. Peter is a native of Cambridge, England and graduated from the University of Cambridge with an MSc in Experimental and Theoretical Physics. He currently resides in Toronto with his partner, Emilee.





**STEVE RASSEL**  
**DIRECTOR OF MENTAL AND PHYSICAL DEVELOPMENT**

Steve Rassel enters his second season in the role of Director of Mental and Physical Development. Steve spent the previous two years as Assistant Director, High Performance, after joining the Blue Jays in 2019 as the Minor League Strength & Conditioning Coordinator. For a decade prior to that, he served at Webber International University as the Associate Athletic Director and Head Strength & Conditioning Coach, directing the training of all 22 athletic programs and 550 athletes. Before Webber, Steve's career began with the Boston Red Sox, followed by a stint with the Chicago Cubs. He was named a finalist for the 2017 and 2019 NSCA College Strength & Conditioning Coach of the Year award. He lives in Trinity, FL, with his wife, Dr. Brittany Rassel, nine-year-old son, Stevie III, and eight-year-old son, Brayden.



**ANDREW PIPKIN**  
**MAJOR LEAGUE DIRECTOR OF HEALTH AND PERFORMANCE**

Andrew Pipkin completed his undergraduate and graduate physical therapy degrees at Lebanon Valley College in Pennsylvania. He went on to complete a sports physical therapy residency at the University of Wisconsin Hospital and Clinics in 2014 and is a board-certified sports specialist. Andrew continued his career at The Ohio State University where he completed an Upper Extremity Athlete Fellowship in collaboration with the Cleveland Guardians baseball club. He joined Cleveland's medical staff in 2016 and served as both the Rehab Coordinator and Minor League Medical Coordinator through 2020. In 2021, Andrew joined the Toronto Blue Jays organization, serving as the Medical Director. In January of 2024, he was promoted to his current role of Major League Director of Health and Performance for the Toronto Blue Jays.




**ADAM INGLE**  
**ASSISTANT MEDICAL DIRECTOR**

Adam Ingle is entering his third season as Assistant Medical Director for the Blue Jays. He joined the organization in 2022 as an experienced physical therapist and leader, after spending 12 years working in the Sports Medicine program at The Ohio State University. While at OSU, Adam led a Sports Medicine Rehab Clinic and was Director of the OSU Upper Extremity Athlete Fellowship program that partnered with the Cleveland Guardians organization. The graduate of Ohio State and board certified sports clinical specialist is passionate about leading and mentoring staff, and providing optimal care for elite level baseball athletes. Adam, his wife, Jen, and two children, Olivia and Evan, now reside in Odessa, FL.




**PHILLIP DIMINO**  
**REHAB COORDINATOR**

Phillip Dimino joined the Toronto Blue Jays in 2019 to take part in the club's Professional Sports Physical Therapy Fellowship. He then transitioned into his current role as Rehab Coordinator in 2020. Phillip is a graduate of East Mississippi Community College where he played football for two years before receiving his bachelor's degree from Mississippi State University. He went on to receive his Doctor of Physical Therapy from the University of Mississippi Medical Center. Following physical therapy school, Phillip completed an APTA credentialed sports physical therapy residency with Houston Methodist in Houston, TX. During his residency, he served as an Assistant Physical Therapist with Rice University, working with all sports, and completed an internship with the Houston Astros' rehab team in West Palm Beach, FL. After the conclusion of Phillip's residency program, he spent time as a Clinic Therapist with ATI Physical Therapy in Birmingham, AL, prior to completing the Blue Jays' Fellowship in 2019.



**MICHAEL RENDON**  
**ATHLETIC TRAINING COORDINATOR**

Michael Rendon is entering his eighth season in the Toronto Blue Jays organization and his fourth as Athletic Training Coordinator. He spent the 2020 season as Assistant Athletic Training Coordinator, after serving as a Minor League Athletic Trainer in Dunedin (2019), Vancouver (2018) and the GCL (2017). A native of Du Quoin, IL, he graduated from Southern Illinois University in 2010 with Bachelor's degree in Athletic Training. Michael's previous experience includes athletic training intern with the Springfield Cardinals (2009-2010) and Minor League Athletic Trainer with the Houston Astros organization (2011-2016). Michael currently resides in Trinity, FL, with his wife Brittany, his sons, Adrian, Gideon, and Elijah, and their dog, Shana.



**SCOTT PETERS**  
**ASSISTANT DIRECTOR OF HEALTH AND PERFORMANCE, SCOUTING**

Scott Peters is entering his ninth season with the Blue Jays and his first season as Assistant Director of Health and Performance, Scouting, after prior roles as Medical Research Coordinator and Major League Assistant Physical Therapist. A native of Altona, MB, he obtained his Doctorate in Physical Therapy from Duke University in 2017 after receiving his Bachelors in Athletic Training and Corporate Fitness from Minot State University (ND) in 2013. He then completed a Masters degree in Management from Minot State in 2014 while serving as a graduate assistant strength and conditioning coach with the baseball program for the Division II University. Scott's other previous experience includes an athletic training internship with the Los Angeles Angels of Anaheim (2012) in Tempe, AZ, assistant athletic trainer for the Lowell Spinners (Boston Red Sox, 2014), and game day assistant with the Carolina Hurricanes (NHL, 2015-2016). He also recently finished a Fellowship in Orthopedic Manual Physical Therapy through the American Academy of


Manipulative Therapy.



**DR. SAM LIMA**  
**EAP DIRECTOR**

Dr. Sam Lima joined the Toronto Blue Jays Baseball Club in 2014. As Employee Assistance Program (EAP) Director, Certified Employee Assistance Professional, Licensed Clinical Mental Health Counselor-Supervisor and National Certified Counselor, he provides critical support to staff, players, and family members. Additionally, Dr. Lima maintains a vibrant private practice where he focuses on supporting adolescent, young adult and adult men, and their families, with clinical issues impeding daily functioning and performance. He brings a depth of life experiences derived from more than 30 years of service in the United States Marine Corps and the Department of Homeland Security. Dr. Lima is bilingual and bicultural, having travelled extensively throughout the world - a culturally diverse practitioner. As a life-long learner, Dr. Lima continued his professional education at Liberty University, completing a Ph.D. in Counselor Education and Supervision, where he studied the challenges of developing Dominican players in MLB. He is a

member of the International Employee Assistance Professional Association, a member of the Central Florida Chapter, and is certified to provide mental health services as crisis response support. Sam has five adult children in full flight and lives with his lovely wife, Anne.



**SCOTT NEALON**  
**MAJOR LEAGUE DIETITIAN**

Scott Nealon enters his second season as the Major League Dietitian for the Blue Jays. Prior to Toronto, Scott spent 2022 with the Las Vegas Raiders as a Nutrition Assistant. He also previously served in Strength & Conditioning roles throughout Cleveland's Minor League system: 2013-2015 in Advanced-A; 2016 and 2021 in Double-A, and 2017-2019 in Triple-A. Scott obtained his Dietetics degree from the University of Northern Colorado and also holds his Masters Degree in Exercise Science. He is a Certified Registered Dietitian (RD) from the Commission on Dietetic Registration, and a Certified Strength and Conditioning Specialist (CSCS) through the NSCA. Scott, his wife, Samantha, and their daughter, Quinn, reside near Cleveland, OH.







**JOSE JULIAN MINISTRAL**  
**HEAD ATHLETIC TRAINER**

Jose Julian Ministral begins his 12th season with the Toronto Blue Jays organization and fifth year as the Head Athletic Trainer. The Summit, NJ, native earned his undergraduate degree from Springfield College and is certified by the CATA, NATA, and NSCA. He was named to the position of Assistant Athletic Training Coordinator in 2013, a position he held until becoming the Minor League Athletic Training Coordinator in 2016. Jose began his baseball career in 1998 with the Pittsburgh Pirates organization as a GCL Intern, spending 14 years with the organization as a Minor League athletic trainer. He spent six seasons (2003-2005 and 2007-2009) as Pittsburgh's Triple-A athletic trainer, and also served as athletic trainer at Lynchburg (A) in 2002 and as the Pirates Minor League Rehab Coordinator in 2001. Jose resides in Palm Harbor, FL, during the offseason with his wife, Jenna, and children, Gillyan and Kirk.



**VOON CHONG**  
**FIRST ASSISTANT ATHLETIC TRAINER**

Voon Chong is entering his 23rd season overall with the Blue Jays organization, his seventh on the Major League staff, and his fifth as the First Assistant Athletic Trainer. He began his baseball athletic training career with the Blue Jays in Medicine Hat (Rookie-A) in 2002 and has made stops in Charleston (A) in 2003, Manchester (AA) from 2004-2009, Las Vegas (AAA) from 2010-2012, and Buffalo (AAA) from 2013-2017. Voon was voted the Eastern League Athletic Trainer of the Year in 2007 and 2008, and was selected to represent the Blue Jays in the Hawaii Winter Baseball League (Honolulu Sharks) in 2006, and the Arizona Fall League (Scottsdale Scorpions) in 2007. Prior to baseball, he represented Canada as an Athletic Trainer/Equipment Manager on the Canadian U-20 National Soccer Team at the World Youth Cup in 1997 (Malaysia) and 2001 (Argentina), the 2001 Canadian U-23 National Soccer Team at Francophone Games in Ottawa, and the Canadian Olympic National Soccer Team in the 2003 Olympic Qualifying Tournament.

Voon graduated from Simon Fraser University with a Bachelor of Applied Science in Kinesiology in 1998. He was born in Ipoh, Malaysia, and now resides in Vancouver, BC.



**JOHN BIGGAR**  
**MAJOR LEAGUE PHYSICAL THERAPIST**

John Biggar began his Major League career in Toronto with the Blue Jays in 2020, after spending two seasons as Minor League Physical Therapist with the San Diego Padres. He received a Bachelor of Science Kinesiology degree from Dalhousie University in 2005 and completed his Master of Science in Physical Therapy degree from the University of Toronto in 2008. John began his sports medicine career in Toronto and has worked with athletes and teams across multiple events, including the 2015 Toronto Pan Am Games, the 2017 Canada Summer Games and the 2017 WBSC U-18 Baseball World Cup. He holds a Sport Certificate through the Canadian Physiotherapy Association and CSCS designation through the NSCA. A native of Cobourg, ON, he currently resides in Toronto.



**DREW MACDONALD**  
**MAJOR LEAGUE SECOND ASSISTANT ATHLETIC TRAINER**

Drew MacDonald, is entering his fifth season on the Major League staff as the Second Assistant Athletic Trainer, and 14th season with the Blue Jays overall. A graduate of Sheridan College's Athletic Therapy program, Drew interned for the Blue Jays in 2008 before being hired to serve as the Bluefield Athletic Trainer in 2011. Since then, he has made professional stops in Vancouver (2012), Lansing (2013-2017), and New Hampshire (2018), prior to serving as the Assistant Medical and Athletic Training Coordinator in 2019. Drew represented the Blue Jays in the Arizona Fall League in 2015 and was appointed the Head Trainer for Team Canada at the 2023 World Baseball Classic. Originally from Teeswater, ON, he currently resides in Paris, ON, with his wife, Heidi, and his three children, Max, Brooks, and Hayes.





**DR. JOHN THEODOROPOULOS**  
**HEAD ORTHOPEDIC PHYSICIAN**

Dr. John Theodoropoulos earned his Medical Degree at Queen's University and completed his residency in Orthopaedic Surgery at McGill University. He completed a Fellowship in Sports Medicine at the University of Illinois Chicago and completed his Masters of Science in Cartilage Regeneration at the University of Toronto. Dr. Theodoropoulos is currently an Assistant Professor of the Division of Orthopaedic Surgery, Department of Surgery at the University of Toronto. He is the Director of the Doviigi Orthopaedic Sport Medicine Institute (DOSMI), a non-profit institute dedicated to the treatment, prevention and research of sport related injuries. He is also the Director of the University of Toronto Orthopaedic Sports Medicine Fellowship Program mentoring National and International Fellows annually. As a distinguished and invited speaker, presenter and lecturer, he has contributed locally, provincially and nationally at meetings and conferences on topics such as ACL reconstruction, cartilage repair and tissue engineering, and

arthroscopic shoulder repair. Dr. Theodoropoulos is the Head Orthopaedic Surgeon for the Toronto Maple Leafs and Toronto Blue Jays. He also consults for many local amateur and professional athletes and was part of the medical team at the 2010 Vancouver Olympic Hockey Tournament.



**DR. DAVID LAWRENCE**  
**HEAD PRIMARY CARE PHYSICIAN**

Dr. David Lawrence is a sports medicine physician and assistant professor at the University of Toronto. He completed his medical degree (MD), residency, and sports medicine fellowship at the University of Toronto, and completed a post-graduate Masters of Public Health (MPH) at the Dalla Lana School of Public Health (University of Toronto). Dr. Lawrence is the lead team Primary Care Physician for the Toronto Blue Jays and is the medical director of the David L. MacIntosh Sport Medicine Clinic (University of Toronto).



**TODD EARL**  
**SPORTS MASSAGE**


Todd Earl returns for his 14th season with the Toronto Blue Jays. A longtime resident of the Tampa Bay area, he spent several years with the Tampa Bay Buccaneers before joining the Blue Jays. Todd is a 2005 graduate of the Suncoast School of Massage and now resides on Vancouver Island, BC, with his spouse, Kimberly. He enjoys hiking, going to the movies, and yoga. He also has one daughter who is currently on active duty with the United States Navy.



**JOHN LANNAN**  
**MAJOR LEAGUE MENTAL PERFORMANCE COACH**

John Lannan enters his fifth season with the Blue Jays organization and his first with the Major League team. Since beginning with the organization in 2020, the Long Beach, NY, native has spent time as the Mental Performance Coach for Single-A Dunedin and Triple-A Buffalo while also supporting players rehabbing from injury at the Player Development Complex in Dunedin, FL, for the past two seasons. Originally drafted in the 11th round in 2005 by Washington, John enjoyed a 13-year professional career, pitching in 153 Major League games (148 starts) between the Nationals, Mets, and Phillies organizations. John currently lives in Tampa, FL, with his wife and two children.





**SCOTT WEBERG**  
**HEAD MAJOR LEAGUE STRENGTH & CONDITIONING COACH**

Scott Weberg is entering his 18th season in professional baseball and sixth as the Head Major League Strength and Conditioning Coach for the Blue Jays. The 2021 Strength and Conditioning Coach of the Year has spent the last 12 years with the Blue Jays, holding a variety of positions. Weberg entered professional baseball with the Chicago Cubs (2007-2011), spending time at the minor league, coordinator, and MLB levels. He was the Strength and Conditioning Coach for Team Canada at the 2017 World Baseball Classic, and was also the Strength and Conditioning Coordinator, Netherlands Region, with MLB International from 2012-2013. Scott earned his Master of Arts Degree in Health, Physical Education and Sport Sciences from Morehead State University (Morehead, KY) in 2008, and his Bachelor of Arts Degree in Health Promotion – Fitness Management from Grand View University (Des Moines, IA) in 2007 where he played three years of varsity baseball. He also attended and played baseball at Porterville College (CA) from


2003-2004. Weberg is a Certified Strength and Conditioning Specialist (CSCS) and Registered Strength and Conditioning Coach with Distinction (RSCC'D) from the National Strength and Conditioning Association (NSCA). He is also currently the Treasurer of the Professional Baseball Strength and Conditioning Coaches Society (PBSCCS). Originally from Kelowna, BC, Scott currently resides in Tarpon Springs, FL, with his wife, Amanda, and two sons, Louke and Walter.



**JEREMY TRACH**  
**MAJOR LEAGUE ASSISTANT STRENGTH & CONDITIONING COACH**

Jeremy Trach enters his 12th season with the Toronto Blue Jays organization and sixth as the Major League Assistant Strength and Conditioning Coach. In 2016 and 2017, he served as Minor League Strength and Conditioning Coordinator for the team, and in the previous four years, he worked as Minor League Strength and Conditioning Coach for the Advanced-A Dunedin Blue Jays (2015-2016) and the Short-Season Vancouver Canadians (2013-2014). In 2017, Jeremy received the Toronto Blue Jays High Performance Award for his commitment to the values of the High Performance Team. For his efforts in 2014, he was named the Northwest League Strength Coach of the year. A native of Coquitlam, BC, Jeremy has more than 10 years of experience working with youth, high school, college, and professional baseball players. He attended University in Kansas and Iowa where he received his Bachelors of Arts in Wellness and played four years of competitive college baseball. In 2011, he was named the Assistant Strength and

Conditioning Coach at Waldorf College in Iowa. In 2013, Jeremy attained his Masters in Exercise and Sports Science in Human Performance at the University of Wisconsin-La Crosse, where he worked as the Sports Performance Graduate Assistant Strength Coach. Jeremy is a Registered Strength and Conditioning Coach and a Certified Strength and Conditioning Specialist through the National Strength and Conditioning Association. A member of the Professional Baseball Strength Coaches Society, he holds his Level 1 Sports Performance Coach Certification through USA Weightlifting and is certified with the Functional Movement Screen.



**KENJI ITO**  
**PERFORMANCE COACH**

Kenji Ito is going into his third season with the Blue Jays as a Performance Coach after spending two seasons as Physical Trainer with the Mariners. Kenji has certificates in both acupuncture treatment and massage therapy from Japan.



**ALEX ANDREOPOULOS**  
**BULLPEN CATCHER**

Alekos (Alex) Andreopoulos was named to his current position in 2003. He attended Seton Hall from 1992-1995 where, as a catcher, he earned conference All-Star honours in each of his seasons. He was also named the Big East Conference Rookie of the Year and included on Baseball America's Freshman All American team in 1992. Alex was selected in the 17th round by the Milwaukee Brewers in 1995 and spent eight seasons in the minors with the Milwaukee, Cleveland, Montreal, and St. Louis organizations. He batted .288 with 37 home runs and 268 RBI in 525 career Minor and Independent League games. Alex was born and raised in Toronto and is now married with one child.



**LUIS HURTADO**  
**BULLPEN CATCHER**

Luis Hurtado is entering his third season as bullpen catcher for Toronto. He also assists in the preparation and development of the club's Major League catchers. The 35-year-old managed Low-A Dunedin in 2021, Rookie-level Bluefield in 2019, and the GCL Blue Jays for the 2017 and 2018 campaigns. Prior to that, he took on coaching roles with the DSL and GSL squads (2013-2015), as well as Triple-A Buffalo (2016). The native of Maracay, Venezuela, played seven seasons in the Blue Jays' system, reaching as high as Triple-A Las Vegas in 2011-2012, and posted a .229 batting average over 129 career contests. Luis now resides in Odessa, FL, with his wife and two sons.







**SCOTT BLINN**  
**DIRECTOR, MAJOR LEAGUE CLUBHOUSE OPERATIONS**

Scott Blinn starts his 34th season with the Toronto Blue Jays and his first as Director, Major League Clubhouse Operations. Scott joined the club in 1991 as a Visiting Clubhouse attendant. He was promoted to Assistant Manager, Visiting Clubhouse in 1997 where he served for 20 years before moving into the role of Senior Manager, Clubhouse Operations until 2023. Scott was born and raised just outside of Toronto where he lives with his wife and two children.




**KEVIN MALLOY**  
**SENIOR MANAGER, VISITING CLUBHOUSE OPERATIONS**

Kevin Malloy is entering his 43rd season with the organization. In 2018, he changed roles to assume the lead position of the visiting clubhouse, where he is responsible for hosting all visiting Major League teams, their equipment and uniforms, and visiting clubhouse staff. Kevin was named Senior Manager, Home Clubhouse Operations prior to the 2017 season and previously served as the team's Clubhouse Manager since 1996. He graduated from Seneca College in 1987 where he studied Marketing and Administration. Kevin joined the Toronto Blue Jays in 1982 when he was a seasonal assistant in the Blue Jays Clubhouse. He is married with two children and enjoys ice hockey, downhill skiing, and golf while residing in Pickering, ON.



**MUSTAFA (MOOSE) HASSAN**  
**MANAGER, HOME CLUBHOUSE OPERATIONS**

Mustafa Hassan is entering his 23rd season in the Toronto Blue Jays organization and his fifth as Manager, Home Clubhouse Operations, having spent the previous two years as Clubhouse Manager, Equipment. Prior to the 2017 season he was named Assistant Clubhouse Manager. Mustafa got his start as the Blue Jays' Ballboy from 2001-2003 before moving to team Batboy from 2004-2006. In 2007, he moved into the role of Clubhouse Assistant and served in that capacity until 2016. In 2023, "Moose" earned his first career nomination to appear at the All-Star Game in Seattle, serving as AL Clubhouse Manager. Mustafa was raised, educated, and currently resides in Toronto.



**RODNEY HIEMSTRA**  
**MANAGER, TEAM TRAVEL**


Rodney Hiemstra is entering his eighth season with the Blue Jays and his first in the role of Manager, Team Travel. Rodney joined the Blue Jays in 2017 as a Baseball Media Intern and eventually worked his way to Manager, Baseball Information for the 2023 season. He holds a degree in Wildlife Biology from the University of Guelph and earned a diploma in Sports Broadcasting from the College of Sports Media while interning with the Buffalo Bisons in 2016. Rodney now resides in Burlington, ON, with his wife and two children.






**ERIC SLOTTER**  
**SENIOR MANAGER, MAJOR LEAGUE VIDEO/ADVANCE SCOUTING**

Eric Slotter enters his 15th year with the Toronto Blue Jays organization and his eighth as a member of the Major League staff. Prior to working for the Blue Jays, Eric spent three years with the University of Florida Baseball Team while completing his undergraduate degree. Eric currently resides in Tampa, FL, with his wife Lindsey, son Everett, and labradoodle Willow.



**ANTHONY LUCCHESE**  
**QUALITY ASSURANCE ANALYST, ADVANCE SCOUTING**

Anthony Lucchese is entering his sixth season with the Blue Jays organization, his fifth in advance scouting, and first in his current position as Quality Assurance Analyst, Advance Scouting. Anthony began working for the organization in 2019 as an Affiliate Intern for Class-A Vancouver. He then assisted in advance scouting as an intern with the Blue Jays for the 2020 and 2021 seasons. Anthony attended Toronto Metropolitan University in downtown Toronto and graduated with a Bachelor of Commerce in 2018. He currently resides in Toronto.



**LUKE HOEY**  
**COORDINATOR, ADVANCE SCOUTING**

Luke Hoey is entering his second season with the Toronto Blue Jays and first with the Major League team. Hoey began working for the organization as a Technology Assistant with Double-A New Hampshire during the 2023 season. Before the Blue Jays, he attended the University of Scranton in Pennsylvania where he majored in Data Science and minored in Finance while pitching for the school's baseball team. He is originally from Southampton, NJ, but now resides in Toronto.

## NAME THE TEAM CONTEST

The Blue Jays were named in a contest conducted in June and July of 1976. Over 30,000 individual entries were received, suggesting over 4,000 names for the new American League club. From the list of names submitted, specially-appointed panels of judges selected ten names to submit to the Board of Directors. The Directors chose the name "Blue Jays" from that list and announced their decision on August 12th, at which time the team officially became the Toronto Blue Jays Baseball Club.

A total of 154 people submitted the name "Blue Jays" and a drawing was held to select a grand prize winner from those who submitted the name. Dr. William Mills of Etobicoke, Ontario, won a pair of season tickets for 1977 and an all-expenses paid trip for himself and his family to watch the Blue Jays at spring training in Dunedin, Florida. Nine runners-up also won season tickets.





## ***MANAGER AND COACHES***

---

**JOHN SCHNEIDER**



# SCHNEIDER JOHN

# 14 MANAGER

BIRTHDATE . . . . . February 14, 1980  
 OPENING DAY AGE . . . . . 44  
 BIRTHPLACE . . . . . Princeton, NJ  
 RESIDENCE . . . . . Clearwater, FL

## APPOINTED:

- Named Major League Coach by the Toronto Blue Jays on November 27, 2018.
- Promoted to Bench Coach going into the 2022 season.
- Took over as Interim Manager on July 13, 2022.
- Named Manager of the Toronto Blue Jays on October 21, 2022.

## PERSONAL:

- John P. Schneider.
- Attended Lawrence Township High School in New Jersey.
- Caught at the University of Delaware...Named Colonial Athletic Association All-Conference in 2002.
- Resides in Clearwater, FL, with his wife, Jess, and two sons, Gunner and Greyson.

## PROFESSIONAL CAREER:

- Selected by the Toronto Blue Jays in the 13th round of the 2002 First-Year Player Draft.
- Played six seasons (311 games) in Toronto's Minor League system, advancing as high as Triple-A Syracuse in 2007.

## COACHING & MANAGERIAL CAREER:

- Entering his 2nd season as Manager and his 16th campaign in a managing/coaching role with the Blue Jays organization.
- Spent 2008 as hitting coach for the Gulf Coast League Blue Jays...Then managed the squad from 2009-2010 and again in 2013.
- Managed the Vancouver Canadians for half a season in 2011 before leaving the club to attend a family matter...Managed the club again from 2014-2015 and led them to a division-leading 46-30 record and a finals appearance in 2014.
- Took the reigns as Manager of the Class-A Lansing Lugnuts for the 2016 season.
- Managed the Advanced-A Dunedin Blue Jays to 72-66 record and a Florida State League Championship in 2017 (co-champs with the Palm Beach Cardinals due to Hurricane Irma).
- Named Manager of Double-A New Hampshire in 2018 and led the Fisher Cats to an Eastern League Championship.
- Served a coaching role at the Major League level for the first time in 2019, with a focus on the development of Major League catching.
- Landed the role of Bench Coach for the 2022 campaign and eventually took the reigns as Interim Manager on July 13, 2022...Finished the final 74 games of the regular season with a 46-28 record for a .622 winning percentage, the highest ever by a Toronto skipper in his 1st season at the helm (min. 10G).
- Had the Interim tagged removed and was officially named the 14th Manager of the franchise on October 21, 2022.
- Managed the club to 89 wins and a Wild Card berth in 2023...Became the only Manager in team history to reach the playoffs in each of his first two seasons at the helm.

## PLAYING CAREER:

Year	Club & League	AVG	G	AB	R	H	2B	3B	HR	RBI	BB	SO	SB
Minor Totals		.206	311	928	107	191	49	0	24	111	171	302	3

## MANAGERS

	G	W	L	PCT	YEARS
Gaston, Cito	1764	913	851	.518	1989-1997, 2008-2010
Gibbons, John	1582	793	789	.501	2004-2008, 2013-2018
Cox, Bobby	647	355	292	.549	1982-1985
Williams, Jimmy	522	281	241	.538	1986-1989
Hartsfield, Roy	484	166	318	.343	1977-1979
Montoyo, Charlie	472	236	236	.500	2019-2022
Tosca, Carlos	382	191	191	.500	2002-2004
Fregosi, Jim	324	167	157	.515	1999-2000
Farrell, John	324	154	170	.475	2011-2012
Mattick, Bobby	268	104	164	.388	1980-1981
Schneider, John**	236	135	101	.572	2022-
Martinez, Buck	215	100	115	.465	2001-2002
Johnson, Tim	162	88	74	.543	1998
Queen, Mel	5	4	1	.800	1997

\*\* denotes active manager

John Schneider served as Interim Manager (1-1) on June 22, 2021 at MIA in the absence of Manager Charlie Montoyo (suspension) and on Sept. 23, 2021 at MIN (suspension).

DeMarlo Hale served as Interim Manager (1-1) on Aug. 4, 2015 vs. MIN in the absence of Manager John Gibbons (suspension) and on June 10 at CWS, 2013 (son's high school graduation)

Don Wakamatsu served as Interim Manager from Aug. 26-Sept. 4, 2011 (3-8) in the absence of Manager John Farrell (pneumonia) and on Sept. 26, 2011 (0-1) due to personal reasons

Brian Butterfield served as Interim Manager from July 10-11, 2009 (1-1) in the absence of Manager Cito Gaston (family funeral)

John Gibbons served as Interim Manager from May 2-3, 2003 (2-0) in the absence of Manager Carlos Tosca (daughter's graduation) and again on Sept. 5, 2003 (suspension)

Cookie Rojas served as Interim Manager from May 24-26, 2001 (1-2) in the absence of Manager Buck Martinez (family funeral)

Gene Tenace served as Interim Manager from May 27-29, 1994 (2-1) in the absence of Manager Cito Gaston (suspension)

Gene Tenace served as Interim Manager from Aug. 21-Sept. 26, 1991 (19-14) in the absence of Manager Cito Gaston (ruptured disk in lower back)

Harry Warner served as Interim Manager from May 20-29, 1978 (3-9) in the absence of Manager Roy Hartsfield (wife's illness)

\*\*\*Records are for regular season games only\*\*\*





## MANAGERIAL/COACHING CAREER

2008	Hitting Coach, Blue Jays, GCL (Blue Jays)
2009-10	Manager, Blue Jays, GCL (Blue Jays)
2011	Manager, Vancouver, North West (Blue Jays)
2013	Manager, Blue Jays, GCL (Blue Jays)
2014-15	Manager, Vancouver, North West (Blue Jays)
2016	Manager, Lansing, Midwest (Blue Jays)
2017	Manager, Dunedin, Florida State (Blue Jays)
2018	Manager, New Hampshire, Eastern League (Blue Jays)
2019-21	Major League Coach, Toronto Blue Jays
2022	Bench Coach, Toronto Blue Jays
2022	Interim Manager, Toronto Blue Jays
2023-	Manager, Toronto Blue Jays

## RECORD AS MANAGER

Year	Club & League	W-L	PCT	Finish
2009	Blue Jays (GCL)	30-28	.517	3rd
2010	Blue Jays (GCL)	31-28	.525	2nd
2011	Vancouver (Northwest)	39-37	.513	2nd
2013	Blue Jays (GCL)	28-32	.467	3rd
2014	Vancouver (Northwest)	46-30	.605	1st
2015	Vancouver (Northwest)	34-42	.447	4th
2016	Lansing (Midwest)	69-71	.493	5th
2017	Dunedin (Florida State)	72-66	.522	2nd
2018	New Hampshire (Eastern)	76-62-1	.551	2nd
2022	TORONTO (AL)	46-28	.622	2nd
2023	TORONTO (AL)	89-73	.549	3rd
<b>Minor Totals</b>		425-396	.518	
<b>MAJOR TOTALS</b>		135-101	.572	

## POSTSEASON RECORD AS MANAGER

Year	Club & League	W-L	PCT	Finish
2011	Vancouver (Northwest)	4-2	.667	Won Championship
2014	Vancouver (Northwest)	2-2	.500	Lost in Finals
2017	Dunedin (Florida State)	2-1	.667	Won Championship
2018	New Hampshire (Eastern)	6-0	1.000	Won Championship
2022	TORONTO (AL)	0-2	.000	Lost in Wild Card Round
2023	TORONTO (AL)	0-2	.000	Lost in Wild Card Round
<b>Minor Totals</b>		14-5	.737	
<b>MAJOR TOTALS</b>		0-4	.000	

## AGE WHEN MANAGERS TOOK OVER THEIR FIRST GAME

MANAGER	FIRST GAME	AGE
Bobby Mattick	April 9, 1980	64
Cito Gaston	June 20, 2008	63
Jim Fregosi	April 6, 1999	57
Mel Queen	Sept. 24, 1997	55
Charlie Montoyo	March 28, 2019	53
Buck Martinez	April 1, 2001	52
Roy Hartsfield	April 7, 1977	51
John Gibbons	April 2, 2013	50
Tim Johnson	April 1, 1998	48
Carlos Tosca	June 3, 2002	48
John Farrell	April 1, 2011	48
Cito Gaston	May 15, 1989	45
Jimmy Williams	April 8, 1986	42
John Gibbons	Aug. 8, 2004	42
John Schneider*	July 13, 2022	42
Bobby Cox	April 6, 1982	40

\*denotes active manager





# BUDZINSKI

## MARK

**53**  
FIRST BASE  
COACH

BIRTHDATE ..... August 26, 1973  
 OPENING DAY AGE ..... 50  
 BIRTHPLACE ..... Baltimore, MD  
 RESIDENCE ..... Henrico, VA

### APPOINTED:

- Named First Base Coach for the Toronto Blue Jays on November 27, 2018.

### PERSONAL:

- Mark Joseph Budzinski.
- Holds his BSBA from the University of Richmond with concentrations in Marketing and Economics.
- Became a licensed realtor for RE/MAX Action Real Estate in 2012.
- Won a silver medal as an outfielder for the United States in the 2001 Baseball World Cup.

### PROFESSIONAL CAREER:

- Selected by Cleveland in the 21st round of the 1995 draft and played seven years within their system, from 1995-2001.
- Also spent time in the Chicago (NL), Milwaukee, Cincinnati and Philadelphia organizations.
- Made his Major League debut with the Cincinnati Reds as a pinch-hitter on August 3, 2003 vs. SF, and appeared in a total of four big-league games with the club.

### COACHING & MANAGERIAL CAREER:

- Posted a 290-269 Minor League record over four seasons managing in Cleveland's system.
- Managed Single-A Lake County to a championship appearance in 2014.
- Managed Advanced-A Lynchburg to back-to-back playoff appearances, making the semi-finals in 2015 and the finals in 2016.
- Spent the 2018 season as a Major League Coach with Cleveland, where he supported the coaching staff with advance preparation, player performance, and on-field pregame work.
- Joined the Blue Jays as First Base Coach going into the 2019 season.

### PLAYING CAREER:

Year	Club & League	AVG	G	AB	R	H	2B	3B	HR	RBI	BB	SO	SB
Minor Totals		.274	1235	4450	734	1221	229	74	56	469	559	1024	150
MAJOR TOTALS		.000	4	7	0	0	0	0	0	0	0	4	0

### MANAGERIAL/COACHING CAREER

2014	Manager, Lake County, Midwest (Indians)
2015-16	Manager, Lynchburg, Carolina (Indians)
2017	Manager, Akron, Eastern (Indians)
2018	Major League Coach, Cleveland Indians
2019-	First Base Coach, Toronto Blue Jays

### RECORD AS MANAGER

Year	Club & League	W-L	PCT	Finish
2014	Lake County (Midwest)	65-74	.468	3rd (Lost in Championship)
2015	Lynchburg (Carolina)	72-68	.514	1st (Lost in Semi-Finals)
2016	Lynchburg (Carolina)	84-56	.600	1st (Lost in Championship)
2017	Akron (Eastern)	69-71	.493	3rd

**CAREER TOTALS** 290-269 .519





# FEBLES CARLOS

51  
THIRD BASE  
COACH

BIRTHDATE ..... May 24, 1976  
OPENING DAY AGE ..... 47  
BIRTHPLACE ..... El Seibo, D.R.  
RESIDENCE ..... El Seibo, D.R.

### APPOINTED:

- Named Third Base Coach for the Toronto Blue Jays on November 7, 2023.

### PERSONAL:

- Carlos Manuel Febles...Pronounced "FEB-less".
- Married to Nedelin...The couple has two children, Karla and Carlos, Jr.
- Helped Alex Cora lead the AL to a 4-3 win over the NL in MLB's 90th All-Star Game on July 9, 2019 at CLE.
- Following the 2022 season, served as Bench Coach for Tigres del Licey in the Dominican Winter League, helping the club win the league title...Also served as a coach for Toros del Este in the Dominican Winter League following the 2017 season.

### PROFESSIONAL CAREER:

- Played 10 professional seasons as a 2nd baseman in the Kansas City (1995-2003) and Boston (2004) organizations.
- Appeared in 506 Major League games for the Royals from 1998-2003...Ranks 4th in Royals history with 454 starts at 2nd base.

### COACHING & MANAGERIAL CAREER:

- Has managed 904 minor league games, all in the Red Sox organization.
- Started his coaching career as a Minor League Coach for Class-A (short) Lowell of the New York-Penn League.
- Also served as the Hitting Coach at Advanced-A Lancaster in 2008 and Advanced-A Salem from 2009-2010.
- Managed Class-A (short) Lowell in 2011, Class-A Greenville from 2012-2013, Advanced-A Salem from 2014-2015, and Double-A Portland from 2016-2017.
- Worked as Boston's Third Base Coach and Infield Instructor for the 2018-2023 seasons...Won a World Series Title in 2018.
- 2024 marks his 1st season with the Blue Jays and his 7th on a Major League staff.

### PLAYING CAREER:

Year	Club & League	AVG	G	AB	R	H	2B	3B	HR	RBI	BB	SO	SB
<b>Minor Totals</b>		.280	535	1926	403	539	120	30	32	198	269	340	173
<b>MAJORS TOTALS</b>		.250	506	1656	255	414	65	18	24	146	163	297	68

### MANAGERIAL/COACHING CAREER

2007	Minor League Coach, Lowell, New York-Penn League (Red Sox)
2008	Hitting Coach, Lancaster, California League (Red Sox)
2009-10	Hitting Coach, Salem, California League (Red Sox)
2011	Manager, Lowell, New York-Penn League (Red Sox)
2012-13	Manager, Greenville, South Atlantic League (Red Sox)
2014-15	Manager, Salem, Carolina League (Red Sox)
2016-17	Manager, Portland, Eastern League (Red Sox)
2018-23	Third Base Coach, Boston
2024-	Third Base, Toronto

### RECORD AS MANAGER

Year	Club & League	W-L	PCT	Finish
2011	Lowell (New York-Penn)	29-45	.392	4th
2012	Greenville (South Atlantic)	66-73	.475	6th
2013	Greenville (South Atlantic)	51-87	.370	7th
2014	Salem (Carolina)	68-68	.500	2nd (Lost in Semi-Finals)
2015	Salem (Carolina)	66-73	.475	4th
2016	Portland (Eastern)	55-83	.396	6th
2017	Portland (Eastern)	65-74	.468	4th
<b>CAREER TOTALS</b>		400-503	.443	





# HAGUE MATT

66  
ASSISTANT  
HITTING  
COACH

BIRTHDATE ..... August 20, 1985  
OPENING DAY AGE ..... 38  
BIRTHPLACE ..... Bellevue, WA  
RESIDENCE ..... Kent, WA

## APPOINTED:

- Named Assistant Hitting Coach for the Toronto Blue Jays on January 3, 2024.

## PERSONAL:

- Matthew Donald Hague.
- Graduated from Kentwood High School in Covington, WA, in 2004.
- Spent three years playing baseball at the University of Washington, where he hit .419 with 34 RBI as a freshman, .381 with 45 RBI as a sophomore, and .353 with 49 RBI as a junior.
- Also played one year at Oklahoma State University and hit .360 with 18 doubles, 12 home runs, and 57 RBI in 62 games.

## PROFESSIONAL CAREER:

- Drafted by the Pittsburgh Pirates in the 9th round of the 2008 First-Year Player Draft.
- Across his 11-year professional career, made stops in the Pirates, Blue Jays, Twins, Nationals, and Mariners organizations.
- Reached the Majors in three separate seasons (2012, 2014, & 2015), appearing in 33 games for the Pirates and 10 games for the Blue Jays...Combined to hit .226 with three doubles and seven RBI.

## COACHING CAREER:

- Began his post-playing career as a Pro Scouting Fellow for the Blue Jays in 2019 and spent the season developing as an evaluator with a focus on swing mechanics.
- Was hired to be the hitting coach for the Single-A Dunedin Blue Jays in 2020 before the season was cancelled.
- Spent the 2021 & 2022 seasons as the hitting coach for the Double-A New Hampshire Fishercats.
- Was the Triple-A Buffalo Bisons' hitting coach for the 2023 campaign...The team's .274 batting average was 3rd best among International League teams, while their .377 on-base percentage trailed only the Reno Aces for the highest mark among all Triple-A squads.

## PLAYING CAREER:

Year	Club & League	AVG	G	AB	R	H	2B	3B	HR	RBI	BB	SO	SB
<b>Minor Totals</b>		.298	1118	4202	571	1253	257	7	90	619	470	619	32
<b>MAJOR TOTALS</b>		.226	43	84	6	19	3	0	0	7	5	19	1

## MANAGERIAL/COACHING CAREER

2019	Pro Scouting Fellow, Toronto Blue Jays
2020	Hitting Coach, Dunedin, Florida State League (Blue Jays)
2021-22	Hitting Coach, New Hampshire, Eastern League (Blue Jays)
2023	Hitting Coach, Buffalo, International League (Blue Jays)
2024-	Assistant Hitting Coach, Toronto Blue Jays

## FIRST TO 100 HOME RUNS

In 2021, the Blue Jays became the first team in the Majors to reach 100 home runs, doing so for the 4th time in franchise history.

Year	Game	Date	Opponent
1990	75	June 28	Boston
2010	65	June 14	San Diego
2014	76	June 21	Cincinnati
2021	64	June 14	Boston







# HALE DEMARLO

10  
ASSOCIATE  
MANAGER

BIRTHDATE ..... July 16, 1961  
OPENING DAY AGE ..... 62  
BIRTHPLACE ..... Chicago, IL  
RESIDENCE ..... Wesley Chapel, FL

### APPOINTED:

- Named Associate Manager for the Toronto Blue Jays on November 13, 2023.
- Also served as Toronto's Bench Coach from 2013-2018.

### PERSONAL:

- DeMarlo Hale.
- Graduated from Chicago Vocational High School where he played baseball and basketball.
- Played collegiately for four seasons at Southern University in Baton Rouge, LA.
- Was a coach on the U.S. Team at the 1999 MLB All-Star Futures Game.
- After his retirement from playing professional baseball, spent four years instructing at Bucky Dent's Baseball School.

### PROFESSIONAL CAREER:

- Selected by the Red Sox in the 17th round of the 1983 MLB Draft out of Southern University.
- Played first base, third base, and outfield for five Minor League seasons between the Boston (1983-1986) and Oakland (1988) organizations.

### COACHING & MANAGERIAL CAREER:

- Has nine years of Minor League managerial experience, compiling a record of 635-614 (.508).
- Began his coaching career in 1992 with the Red Sox, serving as a coach on Double-A New Britain's staff.
- Named the Midwest League Manager of the Year in 1995 and chosen to manage the Double-A All-Star Game in 1997 and 1999.
- His other managerial experience came in Texas' organization with Triple-A Oklahoma (2000-2001).
- Was a 1B/OF Coach for the Texas Rangers from 2002-2005.
- Served as Third Base Coach for the Boston Red Sox from 2006-2009 before transitioning to their Bench Coach for the 2010 and 2011 seasons.
- Took on Third Base Coach duties for the Baltimore Orioles for 2012.
- Worked as John Gibbons' Bench Coach for the Blue Jays from 2013-2018.
- Spent the 2019 and 2020 seasons working in Player Development for the Atlanta Braves...Also filled in as Interim First Base Coach for the 2020 campaign.
- Served as Bench Coach for the Cleveland Guardians from 2021-2023.
- Re-joining the Blue Jays for 2024, entering his 22nd season on a Major League coaching staff.


### PLAYING CAREER:

Year	Club & League	AVG	G	AB	R	H	2B	3B	HR	RBI	BB	SO	SB
Minor Totals		.267	548	1911	286	510	77	12	28	234	172	268	79

### MANAGERIAL/COACHING CAREER

2002-05	1B/OF Coach, Texas Rangers
2006-09	Third Base Coach, Boston
2010-11	Bench Coach, Boston
2012	Third Base Coach, Baltimore
2013-18	Bench Coach, Toronto
2020	Interim First Base Coach, Atlanta
2021-23	Bench Coach, Cleveland
2024-	Associate Manager, Toronto





# HOWELL DAVID

**85**  
ASSISTANT  
PITCHING  
COACH

BIRTHDATE ..... November 11, 1997  
OPENING DAY AGE ..... 26  
BIRTHPLACE ..... Cokato, MN  
RESIDENCE ..... Dunedin, FL

## APPOINTED:

- Named Major League Pitching Strategist for the Toronto Blue Jays on March 13, 2022.
- Took on the role of Assistant Pitching Coach - Strategy heading into the 2023 season.

## PERSONAL:

- David Thomas Howell.
- Attended Dassel-Cokato High School.
- Graduated from the University of Minnesota with a degree in Management Information Systems in 2018.

## COACHING CAREER:

- Served as an Intern at Driveline Baseball in 2019.
- Spent time with Louisiana State University in Shreveport as a Graduate Assistant.
- While in Shreveport, worked with head coach Brent Lavallee (hired by Toronto in 2020, managing High-A Vancouver this season) to incorporate metrics into their baseball training program.
- Served as Toronto's Development Coach at the alternate training site in Rochester, NY, for the 2020 campaign.
- Spent the 2021 season as Complex Pitching Coach.
- Served as Major League Pitching Strategist in 2022, his 1st year with the big-league club.
- Took on Assistant Pitching Coach - Strategy for the 2023 season...Is responsible for conducting research and analysis to help further the club's understanding of pitcher success.

## COACHING CAREER:

2020	Development Coach, Toronto Blue Jays
2021	Complex Pitching Coach, Toronto Blue Jays
2022	Major League Pitching Strategist, Toronto Blue Jays
2023-	Assistant Pitching Coach - Strategy, Toronto Blue Jays

## STIEB'S NO-HITTER

### SEPTEMBER 2, 1990 AT CLEVELAND — TORONTO 3, CLEVELAND 0

Dave Stieb chalked up his first no-hitter and the first in franchise history as he blanked the Cleveland Indians on a sunny Sunday afternoon at Cleveland Stadium before a crowd of 23,640.

The game ended as Cleveland's Jerry Browne sent a fly to right field where Junior Felix put the squeeze on it.

Stieb had a season-high nine strikeouts and walked four over his 122-pitch afternoon.

There were no tough plays and only a couple of well hit balls. The closest the Tribe came to a hit was Ken Phelps pulling a liner about three feet foul to open the 8th inning.

The Blue Jays and Stieb got their offensive support from Fred McGriff who hit two solo home runs, and from Manny Lee who doubled home Kenny Williams in the 5th inning.

Stieb had previously gone 8.2 innings, three times, protecting no-hitters. He had back-to-back attempts in September 1988: on September 24 at Cleveland Stadium, Julio Franco had a bad-hop single over second baseman Manny Lee's head. In his next start, September 30 vs. Baltimore at Exhibition Stadium, Jim Traber looped a single over first baseman Fred McGriff's outstretched glove hand. Both no-hit bids were lost on 2-2 pitches. Stieb also had a perfect game for 8.2 innings on August 4, 1989 vs. the Yankees at SkyDome. Roberto Kelly doubled to left to break it up.

TORONTO	0	0	0	1	1	0	0	0	1	—	3	8	0
CLEVELAND	0	0	0	0	0	0	0	0	0	—	0	0	1

P: STIEB C: BORDERS

P: BLACK, OROSCO, OLIN C: SKINNER

W — STIEB (17-5) L — BLACK (10-9)

STIEB PITCHING LINE: 9.0 IP 0 H 0 R 0 ER 4 BB 9 SO





# KIM GIL

22  
FIELD  
COORDINATOR

BIRTHDATE . . . . . December 20, 1981  
OPENING DAY AGE . . . . . 42  
BIRTHPLACE . . . . . Philadelphia, PA  
RESIDENCE . . . . . Tampa, FL

### APPOINTED:

- Named Director, Player Development for the Toronto Blue Jays on January 23, 2016.
- Added to the team’s Major League coaching staff on February 6, 2020.
- Took on the role of Field Coordinator going into the 2022 season.

### PERSONAL:

- Gil Kim.
- Grew up in Pottsville, PA, and attended Pottsville Area High School before eventually graduating from Lawrenceville (NJ) High School.
- Played at Middlebury College (Middlebury, VT) in 2002, and Vanderbilt University (Nashville, TN) from 2003-2005.
- Currently resides in Tampa, FL, with his wife, Melissa.

### PROFESSIONAL CAREER:

- Had a three-year playing career as an infielder.
- Played for the Omron Pioneers of the Dutch Minor Leagues, the Beijing Tigers of the China Baseball League, FC Barcelona of the Spanish Baseball League, the Tiburones de la Guaira of the Venezuelan Parallel League, and played club baseball in the Greater Brisbane Baseball League in Australia.

### FRONT OFFICE & COACHING CAREER:

- Spent seven years (2009-2015) in the Texas Rangers organization, the last two years as the club’s Director, International Scouting.
- Served in several other scouting roles, including Coordinator and Assistant Director, within the Rangers organization...His focus was mainly in Mexico and the Dominican Republic.
- Joined the Blue Jays in 2016 as Director, Player Development.
- Was added to the Major League coaching staff in 2020.
- Transitioned to Field Coordinator for the 2022 campaign, responsible for coordinating daily schedules, practice designs, individual development plans, and player communication.

### FRONT OFFICE/COACHING CAREER:

2009-11	Mexico Scout, Texas Rangers
2012	Coordinator, International Scouting, Texas Rangers
2013	Assistant Director, International Scouting, Texas Rangers
2014-15	Director, International Scouting, Texas Rangers
2016-21	Director, Player Development, Toronto Blue Jays
2022-	Field Coordinator, Toronto Blue Jays





# MARTINEZ

## GUILLERMO

18  
HITTING  
COACH

BIRTHDATE ..... October 5, 1984  
 OPENING DAY AGE ..... 39  
 BIRTHPLACE ..... Managua, Nicaragua  
 RESIDENCE ..... Knoxville, TN

### APPOINTED:

- Named Hitting Coach for the Toronto Blue Jays on November 27, 2018.

### PERSONAL:

- Guillermo Enrique Martinez.
- Attended Coral Park High School in Miami, FL.
- Played shortstop for the University of South Alabama and batted .306 in his junior year (2006).
- Founded Pro Hitting Baseball, a baseball academy in Knoxville, TN.

### PROFESSIONAL CAREER:

- Was originally selected by the Chicago White Sox in the 17th round of the 2003 draft from Coral Park High School (Miami, FL) but did not sign.
- Attended the University of South Alabama.
- Was then selected by the Florida Marlins in the 15th round of the 2006 First-Year Player Draft.
- Played three seasons in the Florida Marlins system (2006-2008).
- Took part in three more campaigns of independent ball (2009-2011).

### COACHING CAREER:

- Served as Minor League hitting and infield coach for the Blue Jays in 2012 and 2013.
- Was the hitting coach for Advanced-A Myrtle Beach in the Chicago Cubs organization for four years (2014-2017).
- Spent the 2018 season as Toronto's Hitting Coordinator.
- At 34 years old, became the youngest active Hitting Coach in the Majors when he was appointed to the position by the Blue Jays on Nov. 27, 2018 (later eclipsed by LAD's Robert Van Scoyoc - 32).
- Coached his batters to a franchise-record and MLB-high 262 home runs in 2021, while also leading the Majors in slugging (.466) and OPS (.797)...The club not only led the Majors in home runs but also struck out the fewest times (1, 218), joining Cleveland in 1995 as the only teams to accomplish the feat since tracking began in 1913.
- Navigated the offense to an MLB-best .264 batting average and led the AL in on-base percentage (.329), slugging percentage (.431), and OPS (.760) in 2022...Marked the 1st time in team history to lead the AL in AVG, OBP, SLG, and OPS.
- 2024 marks his 6th season as Hitting Coach for the Blue Jays.

### PLAYING CAREER:

Year	Club & League	AVG	G	AB	R	H	2B	3B	HR	RBI	BB	SO	SB
Minor Totals		.214	147	402	32	86	11	0	1	34	32	95	4

### MANAGERIAL/COACHING CAREER

2012-13	Hitting and Infield Coach, Minor League (Blue Jays)
2014-17	Hitting Coach, Myrtle Beach, Carolina League (Cubs)
2018	Hitting Coordinator, Minor League (Blue Jays)
2019-	Hitting Coach, Toronto Blue Jays







# MATTINGLY DON

23  
BENCH  
COACH

BIRTHDATE . . . . . April 20, 1961  
OPENING DAY AGE . . . . . 62  
BIRTHPLACE . . . . . Evansville, IN  
RESIDENCE . . . . . Evansville, IN

### APPOINTED:

- Named Bench Coach for the Toronto Blue Jays on November 30, 2022.
- Added the role of Offensive Coordinator for the 2024 season.

### PERSONAL:

- Donald Arthur Mattingly.
- Married his wife, Lori, in December 2010 in Indiana...Has four sons: Taylor, Preston, Jordan and Louis Riley, who was born Nov. 29, 2014, as well as two stepsons, Isaac and Reynolds...Taylor was selected by Yankees in the 42nd round of the 2003 draft...Preston was selected by the Dodgers as a sandwich pick (31st overall) in 2006 and finished his college basketball career at Lamar University in Beaumont, Texas in 2016.
- Born and raised in Evansville, Indiana, where a street was re-named in his honour in November of 2013 as "Don Mattingly Way".
- Was one of the nation's top prospects as a high school player at Reitz Memorial High School and was drafted by the New York Yankees in the 19th round of 1979 draft.
- Created and runs Mattingly Charities, which is designed to serve underprivileged youth by supporting programs and donating equipment that promote baseball and softball participation in conjunction with other developmentally related activities... Has donated equipment to several charitable organizations from his company, Mattingly Sports...In January 2013, hosted "A Night of Entertainment with Don Mattingly," featuring George Lopez...The event raised more than \$70,000 for Mattingly Charities.
- Honoured with the Tommy Lasorda Award at the Professional Baseball Scouts Foundation's 10th annual "In the Spirit of the Game" dinner at the Hyatt Regency Century Plaza in 2013.
- Played part of Mother Ginger in a local Evansville ballet company's production of the Nutcracker in 2012 and 2013.
- Appeared in a baseball-themed episode of The Simpsons, entitled "Homer at the Bat," which originally aired in February 1992...The episode was recognized by the National Baseball Hall of Fame to pay tribute to the show's 25th anniversary on May 27, 2017 as part of Hall of Fame Classic Weekend.
- His brother, Randy Mattingly, was drafted by the Cleveland Browns in 1973 but was cut at the end of camp...Then went on to play in the CFL for three years, suiting up for the Saskatchewan Roughriders and the Hamilton Tiger-Cats.

### PROFESSIONAL CAREER:

- Played his entire 14-year Major League career from 1982-1995 with the New York Yankees.
- Amassed 2,153 hits, 222 home runs, 1,099 RBI and a .307 lifetime average in 1,785 games.
- Was a six-time American League All-Star and was voted starting first baseman on the AL squad for the 1987 Midsummer Classic in Oakland.
- Was a nine-time Rawlings Gold Glove Award winner at first base, including five consecutive awards (1985-1989) and four in a row from 1991-1994.
- Won the 1984 batting title with a .343 average
- Named American League Most Valuable Player in 1985 after batting .324 with a Major League-leading 48 doubles, a career-high 35 homers and career-best 145 RBI.
- Led the AL in 1986 with 238 hits and 53 doubles...Finished 2nd in MVP voting that season.
- In 1987, tied Dale Long's (1956) Major League record by hitting at least one home run in eight consecutive games (record later tied by Ken Griffey Jr. in 1993).
- Also set a Major League record in that 1987 season by hitting six grand slams, a record matched by Travis Hafner in 2006... His grand slams in 1987 were the only six of his career.
- His No. 23 was retired by Yankees on Aug. 31, 1997...Also had a plaque dedicated to him in Monument Park at Yankee Stadium that reads in part: "A humble man of grace and dignity, a captain who led by example, proud of the Pinstripe tradition and dedicated to the pursuit of excellence".

BIOGRAPHIES

LAST SEASON

HISTORY

RECORDS

OPPONENTS

PLAYER DEV.

MEDIA & MISC.



**COACHING & MANAGERIAL CAREER:**

- Prior to managing, served as a coach under Joe Torre from 2004-2010...Was Yankees Hitting Coach from 2004-2006, Yankees Bench Coach in 2007, and took over as the Dodgers' Hitting Coach at All-Star Break in 2008 until being named Manager...Also spent seven seasons as a special instructor during Yankees' Spring Training in Tampa from 1997-2003, and managed the Phoenix Desert Dogs in the 2010 Arizona Fall League.
- On Sept. 17, 2010, it was announced that Mattingly would replace Joe Torre at the end of the season and become the 29th Manager in Dodger franchise history (9th in Los Angeles).
- As Manager of the Los Angeles Dodgers from 2011-2015, owned winning records in each of his five seasons, including three consecutive division titles from 2013-2015, the first time in club history that the Dodgers reached the postseason in three straight seasons...Mattingly's .551 winning percentage ranked 6th in Dodgers history among managers with at least 250 games at the helm.
- Won his Major League managerial debut with a 2-1 victory over Giants on March 31, 2011.
- Finished 2nd in NL Manager of the Year voting in 2013 after guiding Dodgers from 12 games under .500 and 9.5 games out of first place in June to a division title by 11.0 games over Arizona...From June 22-Aug. 17, guided Dodgers on an historic 42-8 (.840) stretch, the franchise's best 50-game run in the Modern Era (since 1900)...According to the Elias Sports Bureau, the Dodgers' 42 wins were tied for 2nd-most by a Major League team in a 50-game span since 1900: the 1912 Giants, the 1941 Yankees, and the 1942 Cardinals also posted 42-8 records during 50-game runs, while the Cubs went 45-5 during a 50-game stretch in 1906.
- The 2014 Dodgers remained over the .500 mark all year and finished the season without a losing streak longer than three games, joining the 1988 (161 games) and 1924 clubs (154 games) as the only teams in franchise history to go the entire season without a four-game slide.
- In 2016, his 1st season with Marlins, led team to 3rd-place finish in the NL East with 79-82 record...Marked an eight-win improvement over 2015 club that went 71-91, and 79 wins were most by any Marlins team since 2010 (80).
- After the 2017 campaign, began with a 21-30 record through May, ranking 27th in the Majors and 12th in the National League, then guided the club to a 45-37 record from June 1-August 31, finishing with 8th-best record in the NL.
- Following the 2018 season, was Manager of MLB Team during seven-game Japan All-Star Series with Nippon Professional Baseball...Marked the 37th time since 1908 that Major Leaguers have toured Japan for exhibition games.
- In 2019, became the longest-tenured Manager in Club history.
- Named BBWAA Manager of the Year in 2020 after leading the Marlins to a 31-29 record and the playoffs for the first time since 2003...Handled a roster that made team 174 roster moves throughout the season and finished 57-105 the season before...Passed Jack McKeon with a club record of 282 wins as a manager on Aug. 6 with a victory over Baltimore...Started the season tied with Fredi Gonzalez at 276 and quickly passed him with an Opening Day victory in Philadelphia.
- Led the Marlins to a 67-95 finish in 2021 and a 69-93 record in 2022...Advanced his club records for wins as a Manager to 443 and games managed to 1,030.
- Joined the Blue Jays as Bench Coach for the 2023 campaign...Added Offensive Coordinator to his duties heading into 2024.

**PLAYING CAREER:**

Year Club & League	AVG	G	AB	R	H	2B	3B	HR	RBI	BB	SO	SB
<b>Minor Totals</b>	.332	500	1842	288	612	112	16	37	346	232	132	17
<b>MAJORS TOTALS</b>	.307	1785	7003	1007	2153	442	20	222	1099	588	444	14

**MANAGERIAL/COACHING CAREER**

2004-06	Hitting Coach, New York (AL)
2007	Bench Coach, New York (AL)
2008-10	Hitting Coach, Los Angeles (NL)
2011-15	Manager, Los Angeles (NL)
2016-22	Manager, Miami
2023-	Bench Coach, Toronto

**RECORD AS MANAGER**

Year	Club & League	W-L	PCT	Finish
2011	Los Angeles (NL)	82-79	.509	3rd
2012	Los Angeles (NL)	86-76	.531	2nd
2013	Los Angeles (NL)	92-70	.568	1st
2014	Los Angeles (NL)	94-68	.580	1st
2015	Los Angeles (NL)	92-70	.568	1st
2016	Miami (NL)	79-82	.491	3rd
2017	Miami (NL)	77-85	.475	2nd
2018	Miami (NL)	63-98	.391	5th
2019	Miami (NL)	57-105	.352	5th
2020	Miami (NL)	31-29	.517	2nd
2021	Miami (NL)	67-95	.414	4th
2022	Miami (NL)	69-93	.426	4th
<b>CAREER TOTALS</b>		889-950	.483	





# MENSE HUNTER

59  
ASSISTANT  
HITTING  
COACH

BIRTHDATE ..... August 30, 1984  
OPENING DAY AGE ..... 39  
BIRTHPLACE ..... Liberty, MO  
RESIDENCE ..... Randolph, NJ

### APPOINTED:

- Named Assistant Hitting Coach for the Toronto Blue Jays on March 13, 2022.

### PERSONAL:

- David Hunter Mense.
- Achieved his Master's in Sports Psychology from the University of Missouri in 2016.
- Currently resides in Randolph, NJ, with his wife, Nici, and son, Mason.

### PROFESSIONAL CAREER:

- Played outfield at the University of Missouri.
- Selected by the Florida Marlins in the 17th round of the 2006 First-Year Player Draft.
- Played Minor League ball from 2006-2010, all within the Marlins' system, reaching Triple-A in his final season...Named a Mid-Season All-Star while with the Jamestown Jammers in 2006.
- Joined indy ball to play for Kansas City in 2010 (Northern League) and 2012 (American Association).
- Following his playing career, returned to the University of Missouri to finish his degree and begin his coaching career.

### COACHING CAREER:

- Spent six seasons as Assistant Coach at the University of Missouri.
- Joined the San Diego Padres in 2017 as the Hitting Coach for Class-A (short) Tri-City
- Took on the role of Hitting Coach for Double-A New Hampshire for the 2018 season.
- Served as Minor League Hitting Coordinator for the Toronto Blue Jays for the 2019-2022 seasons.
- Joined the Major League squad as Assistant Hitting Coach with a focus on swing mechanics and drill design entering the 2022 campaign.

### PLAYING CAREER:

Year	Club & League	AVG	G	AB	R	H	2B	3B	HR	RBI	BB	SO	SB
Minor Totals		.254	349	1223	143	311	61	7	19	124	98	229	13

### MANAGERIAL/COACHING CAREER

2017	Hitting Coach, Tri-City, Northwest League (Padres)
2018	Hitting Coach, New Hampshire, Eastern League (Blue Jays)
2019-22	Minor League Hitting Coordinator, Toronto Blue Jays
2022-	Assistant Hitting Coach, Toronto Blue Jays





# WALKER

## PETE

41  
PITCHING  
COACH

BIRTHDATE . . . . . April 8, 1969  
OPENING DAY AGE . . . . . 54  
BIRTHPLACE . . . . . Beverly, MA  
RESIDENCE . . . . . Quaker Hill, CT

### APPOINTED:

- Named Bulpen Coach for the Toronto Blue Jays on November 7, 2011.
- Named Pitching Coach for the Toronto Blue Jays on November 26, 2012.

### PERSONAL:

- Peter Brian Walker.
- Earned letters in baseball and basketball at East Lyme (CT) High School...Graduated in 1987.
- Went to the University of Connecticut from 1988-1990 and helped the Huskies capture the Big East Championship in 1990.

### PROFESSIONAL CAREER:

- Selected in the 7th round by the New York Mets in 1990.
- Played eight seasons in the Major Leagues, the last four with the Toronto Blue Jays.
- Made all 31 of his big-league starts and played 124 of his 144 MLB games as a Blue Jay, posting a career 20-14 record with a 4.48 ERA.
- During his best season (2002), made 20 starts with Toronto while going 10-5 record with a 4.33 ERA.

### COACHING CAREER:

- Began his coaching career with the Blue Jays' organization in 2009, working with the clubs' rehabbing pitchers.
- Named Pitching Coach for Double-A New Hampshire in 2011 and led the squad to an Eastern League Championship.
- Made his debut at the Major League level in 2012 as the Blue Jays' Bulpen Coach.
- Named Pitching Coach in 2013 and saw the team ERA improve to 4.00 in 2014 from 4.21 in 2013, including an improvement in starters ERA from 4.81 to 3.96.
- Led Toronto to a league-leading 3.78 team ERA in 2016...In fact, Toronto starters posted the best marks in ERA (3.64), opponents' average (.236), OPS (.688), WHIP (1.22), H/9 (8.03), HR/9 (1.08) and quality starts (100)...The 100 quality starts were a franchise high (previous: 93 in 1998) and the sub-4.00 starters ERA was the only one in the AL.
- Coached a then club-record 14 different starters in 2017 to a 4.57 ERA...Had 14 different starters again in 2018...Then used 21 different starters in 2019, the 2nd most in MLB history at the time (1915 Philadelphia Athletics - 24), and needed a team-record 39 pitchers to navigate the season.
- Got his club to a collective 4.60 ERA in 2020, its best since 2017 (4.42), without pitching a single game in Toronto.
- Kept Toronto's staff at a 3.91 ERA in 2021, 5th best in the AL...The 3.79 starters' ERA ranked 3rd in the AL and was 6th best in team history...The starting rotation's 3.57 ERA after the All-Star Break was the best in the AL (3rd in MLB).
- Coached his starters in 2022 to finish 3rd in the AL in BB/9 (2.29), 4th in HR/9 (1.10), and 6th in SO/9 (8.50) while finishing 4th with 73 quality starts, their most since a club-record 100 quality starts in 2016.
- Got the club to a team ERA of 3.78 in 2023, 2nd best in the AL and 4th in MLB...The pitching staff recorded a franchise-record 1,528 strikeouts, 2nd most in MLB for the year.
- Returns for a 12th season as Pitching Coach.

### PLAYING CAREER:

Year	Club & League	W-L	ERA	G	GS	CG	ShO	SV	IP	H	R	ER	BB	SO
Minor Totals		67-65	3.77	399	115	6	0	44	1004.0	982	500	421	385	745
<b>TORONTO TOTALS</b>		19-14	4.32	124	31	0	0	4	308.2	320	160	148	121	179
<b>MAJOR TOTALS</b>		20-14	4.48	144	31	0	0	4	339.1	362	181	169	133	191

### MANAGERIAL/COACHING CAREER

2009-10	Rehab Pitching Coach (Blue Jays)
2011	Pitching Coach, New Hampshire, Eastern League (Blue Jays)
2012	Bulpen Coach, Toronto Blue Jays
2013-	Pitching Coach, Toronto Blue Jays







# WARE JEFF

21  
ASSISTANT  
PITCHING  
COACH

BIRTHDATE ..... November 11, 1970  
OPENING DAY AGE ..... 53  
BIRTHPLACE ..... Norfolk, VA  
RESIDENCE ..... Palm Harbor, FL

### APPOINTED:

- Named Assistant Pitching Coach - Bullpen for the Toronto Blue Jays on January 31, 2023.

### PERSONAL:

- Jeffrey Allan Ware.
- Graduated from First Colonial High School in Virginia Beach, VA.
- Attended Old Dominion University where he went 11-4 with a 3.67 ERA (52 ERA/103.0 IP) in his junior season.

### PROFESSIONAL CAREER:

- Selected in the 1st round (35th overall) of the 1991 First-Year Player Draft by the Toronto Blue Jays.
- Played in Toronto's system until 1996, making his way to the Majors for 18 games between the 1995 and 1996 seasons.
- Pitched in Triple-A for Milwaukee in 1997 and then played indy ball for five seasons.

### COACHING CAREER:

- Began his coaching career as Pitching Coach for the North Shore Spirit in the Can-Am League.
- Spent seven seasons in the Yankees organization, including three as Pitching Coach for the Tampa Yankees (2011-2013)...
- Landed at Staten Island (2007) and Charleston (2008-2010) as well.
- Joined the Blue Jays organization in 2014 as Pitching Coach for Class-A (short) Vancouver.
- Spent the 2015 and 2016 seasons coaching with Class-A Lansing.
- Served as the organization's Pitching Coordinator from 2017-2019.
- Returned to a Pitching Coach role with Triple-A Buffalo from 2020-2022...Also took on Interim Manager of the Bisons midway through the 2022 season.
- Joined the Major League coaching staff as Assistant Pitching Coach - Bullpen for the 2023 campaign.

### PLAYING CAREER:

Year	Club & League	W-L	ERA	G	GS	CG	ShO	SV	IP	H	R	ER	BB	SO
<b>Minor Totals</b>		20-25	4.94	76	72	2	2	0	372.0	386	239	204	204	284
<b>MAJOR TOTALS</b>		3-6	7.47	18	9	0	0	0	59.0	63	49	8	52	29

### MANAGERIAL/COACHING CAREER

2007	Pitching Coach, Staten Island, New York-Penn (Yankees)
2008-10	Pitching Coach, Charleston, South Atlantic (Yankees)
2011-13	Pitching Coach, Tampa, Florida State (Yankees)
2014	Pitching Coach, Vancouver, Northwest (Blue Jays)
2015-16	Pitching Coach, Lansing, Midwest (Blue Jays)
2017-19	Pitching Coordinator, Toronto Blue Jays
2020-22	Pitching Coach, Buffalo, International (Blue Jays)
2022	Interim Manager, Buffalo, International (Blue Jays)
2023-	Assistant Pitching Coach - Bullpen, Toronto Blue Jays

BIOGRAPHIES

LAST SEASON

HISTORY

RECORDS

OPPONENTS

PLAYER DEV.

MEDIA & MISC.







# ***2024 TORONTO BLUE JAYS***

---

***KEVIN GAUSMAN***



# BARGER ADDISON

# 47

INFIELDER

BIRTHDATE ..... November 12, 1999  
 OPENING DAY AGE ..... 23  
 BIRTHPLACE ..... Bellevue, WA  
 RESIDENCE ..... Tampa, FL  
 INSTAGRAM ..... @addisonbarger

BATS/THROWS ..... L/R  
 HEIGHT/WEIGHT ..... 6-0/215  
 CONTRACT STATUS ..... signed thru 2024  
 M.L. SERVICE ..... 0.000  
 OPTIONS USED ..... 1of 3

## PERSONAL:

- Addison Barger.
- Born in Bellevue, WA, before moving to Florida with his family at the age of six...Was a huge fan of **Ichiro Suzuki** growing up.
- Naturally a right-handed hitter, but took up switch-hitting when he was 10 to be more like the left-handed hitting Suzuki...Dropped the right-handed hitting when he was 16.
- Named to the 2018 Florida Region All High School Senior 1st Team alongside former Blue Jays prospect **Gunnar Hoglund**.
- Committed to the University of Florida before being selected by the Blue Jays in the 6th round of the 2018 draft.
- Listed by Baseball America as Toronto's 5th-ranked prospect entering the 2023 & 2024 seasons...Ranked as the 6th-highest prospect entering the 2024 season according to MLB.com.

## LAST SEASON:

- Spent the majority of the 2023 campaign with Triple-A Buffalo while making a few rehab appearances for the FCL and Dunedin squads...Combined to hit .246 (88-for-357) over 94 games with 25 doubles, nine home runs, and 47 RBI (.745 OPS).
- Spent time defensively for Buffalo in right field (33G), at third base (20G), shortstop (20G), and second base (2G).
- On the minor league injured list from April 30-June 19 with a right elbow injury.
- In his final 68 games of the season after returning from the injured list, posted a .782 OPS with the Bisons while hitting 21 doubles, eight home runs, and 40 RBI.

*Bold – career high; Red – league high*

Year	Club and League	AVG	G	AB	R	H	2B	3B	HR	RBI	BB	IBB	SO	SB	CS	OBP	SLG	OPS	SH	SF	HB	FP
2018	Blue Jays (GULF)	.194	49	180	28	35	10	2	3	18	25	1	38	0	0	.318	.322	.640	0	1	8	
2019	Bluefield (APPY)	.283	13	53	13	15	2	0	2	8	5	0	13	0	2	.345	.434	.779	0	0	0	
2021	Dunedin (LASE)	.249	91	325	53	81	21	2	18	80	36	0	123	7	0	.334	.492	.827	0	5	8	
	Vancouver (HAW)	.158	5	19	1	3	1	0	0	2	0	0	6	0	0	.158	.211	.368	0	0	0	
2022	Vancouver (NORW)	.300	69	260	46	78	21	2	14	53	25	2	76	7	2	.366	.558	.924	0	3	4	
	New Hampshire (EL)	.313	47	176	26	55	11	0	9	29	18	1	50	2	2	.384	.528	.912	0	1	3	
	Buffalo (IL)	.355	8	31	8	11	1	0	3	9	5	0	5	0	1	.444	.677	1.122	0	0	0	
2023	Blue Jays (FCL)	.000	3	6	0	0	0	0	0	0	2	0	1	0	0	.250	.000	.250	0	0	0	
	Dunedin (FL)	.273	3	11	3	3	0	0	0	1	3	0	3	0	0	.429	.273	.702	0	0	0	
	Buffalo (IL)	.250	88	340	53	85	25	0	9	46	52	1	86	5	3	.353	.403	.756	0	2	3	
<b>Minor Totals</b>		.261	376	1401	231	366	92	6	58	246	171	5	401	21	10	.350	.460	.810	0	12	26	

## TRANSACTIONS

- Selected by the Toronto Blue Jays in the 6th round of the 2018 First-Year Player Draft

## PROFESSIONAL CAREER:

### MINORS:

- Made his professional debut in 2018 as an 18-year-old with the Gulf Coast Blue Jays, batting .194 (35-for-180) over 49 games with 10 doubles, two triples, three homers, and 18 RBI.
- Spent the majority of the 2019 season on the restricted list, appearing in just 13 games with Rookie-level Bluefield while going 15-for-53 (.283) with four extra-base hits and eight RBI.
- Did not play in 2020 due to the cancelled Minor League season...Trained at home on his backyard baseball diamond with several other minor leaguers.
- Split the 2021 campaign between Single-A Dunedin and High-A Vancouver, hitting .244 (84-for-344) with 22 doubles, two triples, 18 home runs, and 82 RBI...Named the FSL Player of the Week on two occasions while with Dunedin (May 25-30; Aug. 31-Sept. 5)...Was also named an FSL Post-Season All-Star.
- Split his 2022 season between High-A Vancouver, Double-A New Hampshire, and Triple-A Buffalo...Combined to hit .308 (144-for-467) with 33 doubles, two triples, 26 home runs, and 91 RBI (.555 SLG, .933 OPS).
- Named the NWL Player of the Week (May 30-June 5) with Vancouver, going 8-for-21 (.381) with two doubles, two homers, and six RBI for a 1.220 OPS...Recorded a hit in all six games.
- Added to the 40-man roster after the 2022 season to protect him from the Rule 5 Draft.





# BASH ANDREW

63  
PITCHER

NON-ROSTER

BIRTHDATE ..... August 1, 1996  
 OPENING DAY AGE ..... 27  
 BIRTHPLACE ..... Rancho Mirage, CA  
 RESIDENCE ..... Palm Desert, CA  
 INSTAGRAM ..... @andrew\_bash8

BATS/THROWS ..... R/R  
 HEIGHT/WEIGHT ..... 6-0/200  
 CONTRACT STATUS ..... signed thru 2024  
 M.L. SERVICE ..... 0.000  
 OPTIONS USED ..... 0 of 3

## PERSONAL:

- Andrew James Bash.
- Graduated from Palm Desert High School in Palm Desert, CA in 2015...Named two-time All-CIF SS Division III first-teamer and DVL Offensive MVP, while also being named to the All-League First-Team on three separate occasions...Led his team to the Desert Valley League title and the CIF Southern Section Division III Championship game in 2014.
- Spent four years at California Baptist University, where after redshirting his freshman year, played in three seasons while making 42 combined appearances (38 starts), going 20-10 with a 2.68 ERA (67 ER/224.2 IP), 58 walks, and 196 strikeouts...Was a two-way player for the Lancers, batting .320 (162-for-507) with 24 doubles, a pair of triples, 30 home runs, and 107 RBI across 158 combined contests (.955 OPS)...In 2018, earned three All-American nods with first-team honours in ABCA, D2CCA, and NCBWA, along with second-team honours from the NCBWA, while being named PacWest and West Region Player of the Year from the NCBWA and D2CCA...During his junior season in 2019, was named 2nd Team All-WAC as a pitcher.
- Enjoys off-roading, quad-riding, golf, and boating in his spare time.

## LAST SEASON:

- Made his first career appearance at MLB Spring Training in 2023, striking out the only hitter he faced on March 28 at PHI (**Ricardo Rosario**).
- Split the season between New Hampshire and Buffalo, recording career-highs in appearances (36), starts (11), ERA (2.52), walks (47), and strikeouts (80) across 89.1 combined innings pitched.

*Bold – career high; Red – league high*

Year	Club & League	W-L	ERA	G	GS	CG	SHO	SV	IP	H	R	ER	HR	HB	BB	IBB	SO	WP	BK	AVG
2019	AZ Angels (AZ)	1-1	2.81	14	0	0	0	2	16.0	13	7	5	1	1	5	0	18	2	0	.213
2021	Dunedin (LASE)	4-1	6.75	6	2	0	0	0	28.0	39	22	21	2	0	11	0	26	1	2	.333
	Vancouver (HAW)	3-0	5.16	9	2	0	0	1	22.2	17	14	13	4	2	9	0	20	2	0	.210
	New Hampshire (AANE)	1-0	0.00	1	0	0	0	0	5.0	3	0	0	0	1	1	0	4	0	0	.188
2022	New Hampshire (EL)	10-4	3.81	27	2	0	0	1	75.2	62	34	32	1	10	27	0	59	7	0	.225
	Buffalo (IL)	0-2	5.85	7	3	0	0	0	20.0	18	14	13	3	5	10	0	13	0	0	.254
2023	New Hampshire (EL)	1-0	2.88	23	2	0	0	0	40.2	37	14	13	2	2	24	0	42	2	0	.239
	Buffalo (IL)	4-1	2.22	13	9	0	0	0	48.2	30	14	12	6	2	23	0	38	1	0	.183
<b>Minor Totals</b>		24-9	3.82	100	20	0	0	4	256.2	219	119	109	19	23	110	0	220	15	2	.233

## TRANSACTIONS

- Selected by the Los Angeles Angels in the 30th round of the 2019 First-Year Player Draft.
- Signed by the Toronto Blue Jays on June 20, 2021.

## PROFESSIONAL CAREER:

### MINORS:

- Started his professional career with the Arizona League Angels in 2019, appearing in 14 games with a 2.81 ERA (5 ER/16.0 IP), five walks, and 18 strikeouts.
- Released by the Angels on May 29, 2020...Signed to a minor league contract by the Blue Jays on June 20, 2021.
- Began the 2021 season with Single-A Dunedin, making six appearances (two starts) and posting a 6.75 ERA (21 ER/28.0 IP) with 11 walks and 26 punchouts...Promoted to High-A Vancouver, where he appeared in nine contests (two starts) for the Canadians, going 3-0 with a 5.16 ERA (13 ER/22.2 IP), nine walks, and 20 strikeouts...Made one appearance with Double-A New Hampshire to end the campaign, pitching five scoreless innings while allowing three hits and a walk with four strikeouts...Appeared in five games (4 starts) with the Missoula PaddleHeads of the Pioneer Independent League, going 2-0 with a 1.80 ERA (5 ER/25.0 IP), five walks, and 27 strikeouts.
- Remained at Double-A New Hampshire to begin the 2022 campaign, before being promoted to Triple-A Buffalo...In 34 combined appearances (five starts), collected career highs in wins (10) and innings pitched (95.2), posting a 4.23 ERA (45 ER/95.2 IP) with 37 walks and 72 strikeouts.

BIOGRAPHIES

LAST SEASON

HISTORY

RECORDS

OPPONENTS

PLAYER DEV.

MEDIA & MISC.







# BASSITT

## CHRIS

40  
PITCHER

BIRTHDATE ..... February 22, 1989  
 OPENING DAY AGE ..... 35  
 BIRTHPLACE ..... Toledo, OH  
 RESIDENCE ..... Washington, NC  
 INSTAGRAM ..... @cbass419

BATS/THROWS ..... R/R  
 HEIGHT/WEIGHT ..... 6-5/220  
 CONTRACT STATUS ..... signed thru 2025  
 M.L. SERVICE ..... 7.130  
 OPTIONS USED ..... 3 of 3

### PERSONAL:

- Christopher Michael Bassitt...Nicknamed "C Bass" in Oakland.
- He and his wife, Jessica, have a daughter named Landry and a son named Colson.
- Loves to fish and owns a boat...Is a big Ohio State Buckeyes fan.
- Graduated in 2007 from Genoa Area High School in Ohio, where he earned all-league honours in baseball and basketball... Helped lead the baseball team to consecutive league titles during his junior and senior seasons.
- Attended the University of Akron and earned All-Mid American Conference honours in 2011.
- Took part in the Toronto portion of the 2023 Blue Jays Winter Tour.
- Along with Jessica, created the Bassitts Pitch In program in support of Jays Care Foundation...The Bassitt family donates \$10,000 (USD) for each game the Blue Jays win when Chris pitches...Proceeds from Bassitts Pitch In support Jays Care's RBI Summer Edition – a free sport-for-development program designed to enhance the mental and physical health of kids in under-resourced communities across Toronto.
- Has finished eight of his nine career Major League seasons with a sub-4.00 ERA, including each of the last six campaigns, one of only seven starters to do so (**Gerrit Cole**, **Jacob deGrom**, **Clayton Kershaw**, **Max Scherzer**, **Zack Wheeler**, and **Brandon Woodruff**).

### LAST SEASON:

- Set career highs in wins (16), starts (33), innings pitched (200.0), strikeouts (186), and quality starts (21).
- Among AL pitchers, finished T-1st in starts, 2nd in quality starts, 2nd in innings pitched, 9th in AVG (.235), 9th in ERA (3.60), 10th in WHIP (1.18), and T-10th in strikeouts.
- Pitched at least 6.0 scoreless innings on nine occasions, matching **Roger Clemens** (1997) for the most in a single season in franchise history.
- Earned his 1st win as a Blue Jay on April 7 at LAA, allowing 3R/2ER on two hits and five walks to go with five strikeouts over 6.0 frames.
- Threw a [complete game](#) shutout on May 12 vs. ATL, the 2nd CG SO of his career (also: May 27, 2021 vs. LAA), and the first nine-inning complete game shutout by a Blue Jay since **Mark Buehrle** on June 3, 2015 at WAS...Limited the Angels to two hits and two walks while striking out eight batters on 103 pitches.
- Tossed 7.0 shutout innings on May 17 vs. NYY, giving up three hits, a walk, and a hit batter with seven strikeouts...Became just the 4th non-opener in Blue Jays history to throw three consecutive scoreless starts in a single season, joining **Roger Clemens** (1998), **Al Leiter** (1995), and **Dave Stieb** (1988).
- Had his career-best scoreless innings streak ended at 28.0 during his 6.1 frames of work on May 22 at TB...Marked the 2nd-longest single-season streak in franchise history (**Roger Clemens** - 33.0 from Aug. 15-Sept. 5, 1998), and the 3rd-longest overall (**Dave Stieb** - 34.0 IP from Sept. 13, 1988-April 5, 1989).
- Earned his 6th win of the year on June 2 at NYM, throwing 7.2 frames of shutout ball with three hits, no walks, and eight strikeouts...Returned home immediately after his start for the birth of his son, Colson, and was placed on the Paternity List from June 3-5.
- Won his 8th game of the year on June 29 vs. SF, tossing 6.0 shutout innings with three hits, three walks, and a career-high [12 strikeouts](#)...Tied a franchise record with nine strikeouts through the first 4.0 innings.
- Improved to 10-5 on July 20 vs. SD, throwing 6.0 shutout innings with four hits, a walk, and five strikeouts...Was his 4th time reaching double-digit victories.
- Earned his 14th win of the campaign on Sept. 5 at OAK, tossing 8.0 innings of one-run ball (7H, 0BB, 7K)...Became the first Blue Jay with back-to-back starts of at least 8.0 innings since **Aaron Sanchez** (2G from June 29-July 4, 2016)...Was his 4th start of 8.0+ frames in 2023.
- Won his 16th game of the season on Sept. 28 vs. NYY...Tossed 7.2 shutout innings, scattering five hits and a walk with a career-high-tying 12 strikeouts...Struck out **Aaron Judge** with his [final pitch](#) of the night, reaching 200.0 innings pitched in a season for the 1st time in his career...Became the first Blue Jay to reach the mark since **Marcus Stroman** threw 201.0 innings in 2017.



**Bold – career high; Red – league high**

Year	Club & League	W-L	ERA	G	GS	CG	SHO	SV	IP	H	R	ER	HR	HB	BB	IBB	SO	WP	BK	AVG
2011	Bristol (APPY)	0-0	1.08	6	0	0	0	0	8.1	9	1	1	0	0	2	0	11	0	0	.273
	Kannapolis (SALL)	3-1	1.82	16	0	0	0	1	24.2	18	6	5	1	2	6	0	29	4	0	.202
	Winston-Salem (CARL)	0-0	5.40	1	0	0	0	0	1.2	2	1	1	0	1	0	0	1	0	0	.286
2012	Winston-Salem (CARL)	5-4	3.66	38	10	0	0	4	91.0	73	45	37	6	4	54	1	73	3	0	.216
2013	Winston-Salem (CARL)	7-2	3.46	18	18	0	0	0	101.1	90	50	39	9	5	42	0	101	7	0	.231
	Birmingham (SOUL)	4-2	2.27	8	8	0	0	0	47.2	35	16	12	2	4	17	0	37	1	0	.213
2014	White Sox (ARIZ)	0-0	4.15	3	2	0	0	0	8.2	9	4	4	0	1	3	0	13	1	0	.257
	Birmingham (SOUL)	3-1	1.56	6	6	0	0	0	34.2	26	10	6	2	2	14	0	36	0	0	.206
	CHICAGO (AL)	1-1	3.94	6	5	0	0	0	29.2	34	13	13	0	3	13	1	21	0	0	.286
2015	Nashville (PCL)	2-7	3.65	13	10	1	0	0	69.0	59	30	28	1	3	19	0	70	3	1	.230
	OAKLAND (AL)	1-8	3.56	18	13	0	0	0	86.0	78	36	34	5	9	30	0	64	5	0	.244
2016	OAKLAND (AL)	0-2	6.11	5	5	0	0	0	28.0	35	20	19	5	0	14	0	23	2	0	.294
2017	Stockton (CALL)	0-1	2.77	7	7	0	0	0	13.0	9	4	4	0	0	4	0	14	0	0	.191
	Nashville (PCL)	4-2	6.21	17	2	0	0	0	37.2	41	26	26	3	4	16	0	31	0	0	.283
2018	Nashville (PCL)	5-5	4.30	18	14	0	0	0	81.2	86	42	39	6	8	25	0	83	3	0	.271
	OAKLAND (AL)	2-3	3.02	11	7	0	0	0	47.2	40	21	16	4	4	19	0	41	2	0	.221
2019	Stockton (CALL)	0-0	0.00	1	1	0	0	0	3.0	0	0	0	0	0	0	0	7	0	0	.000
	Las Vegas (PCL)	0-0	4.50	2	2	0	0	0	8.0	8	6	4	2	1	2	0	9	1	0	.242
	OAKLAND (AL)	10-5	3.81	28	25	0	0	0	144.0	125	66	61	21	13	47	0	141	3	0	.229
2020	OAKLAND (AL)	5-2	2.29	11	11	0	0	0	63.0	56	18	16	6	2	17	0	55	2	0	.233
2021	OAKLAND (AL)	12-4	3.15	27	27	<b>1</b>	<b>1</b>	0	157.1	127	55	55	15	11	39	1	159	5	1	.218
2022	NEW YORK (NL)	15-9	3.42	30	30	0	0	0	181.2	159	71	69	19	13	49	0	167	5	1	.234
2023	TORONTO (AL)	16-8	3.60	<b>33</b>	<b>33</b>	<b>1</b>	<b>1</b>	0	<b>200.0</b>	176	88	80	<b>28</b>	<b>12</b>	<b>59</b>	2	<b>186</b>	4	3	.235
<b>Minor Totals</b>		33-25	3.50	154	80	1	0	5	530.1	465	241	206	32	35	204	1	515	23	1	.234
<b>MAJOR TOTALS</b>		62-42	3.49	169	156	2	2	0	937.1	830	388	363	103	67	287	4	857	28	5	.235

**ALL-STAR GAME RECORD**

Year	Club and Opp.	W-L	ERA	G	GS	CG	ShO	SV	IP	H	R	ER	HR	HB	BB	IBB	SO	WP	BK	AVG
2021	AL at COL	0-0	0.00	1	0	0	0	0	1.0	1	1	0	0	0	2	0	1	0	0	.250

**WILD CARD RECORD**

Year	Club and Opp.	W-L	ERA	G	GS	CG	ShO	SV	IP	H	R	ER	HR	HB	BB	IBB	SO	WP	BK	AVG
2020	OAK vs. CWS	1-0	1.29	1	1	0	0	0	7.0	6	1	1	0	0	1	0	5	1	0	.222
2022	NYM vs. SD	0-1	6.75	1	1	0	0	0	4.0	3	3	3	0	0	3	0	2	0	0	.200
<b>TOTALS</b>		1-1	3.27	2	2	0	0	0	11.0	9	4	4	0	0	4	0	7	1	0	.214

**DIVISION SERIES RECORD**

Year	Club and Opp.	W-L	ERA	G	GS	CG	ShO	SV	IP	H	R	ER	HR	HB	BB	IBB	SO	WP	BK	AVG
2020	OAK vs. HOU	0-0	6.75	1	1	0	0	0	4.0	9	3	3	2	0	0	0	4	0	0	.450

**TRANSACTIONS**

- Selected by the Chicago White Sox in the 16th round of the 2011 First-Year Player Draft
- Traded to the Oakland Athletics along with INF Marcus Semien, C Josh Phegley, and 1B Rangel Ravelo in exchange for RHP Jeff Samardzija and RHP Michael Ynoa on Dec. 9, 2014
- On injured list (right elbow ligament tear) from April 29-Oct. 7, 2016
- On injured list (right elbow surgery) from April 1-July 25, 2017
- On injured list (lower leg contusion) from March 26-April 15, 2019
- On injured list (facial lacerations, fractured cheekbone) from Aug. 18-Sept. 23, 2021
- Traded to the New York Mets in exchange for RHP Adam Oller and RHP J.T. Ginn on March 12, 2022
- Signed by the Toronto Blue Jays on December 16, 2022

**GAME HIGHS**

<b>ML Debut</b>	Aug. 30, 2014 vs. DET	<b>ER Allowed</b>	9 – April 2, 2023 at STL
<b>Innings Pitched:</b>		<b>HR Allowed</b>	4 – April 2, 2023 at STL
<b>Starter</b>	9.0 – 2x, last: May 12, 2023 vs. ATL	<b>Low Hit CG</b>	2 – 2x, last: May 12, 2023 vs. ATL
<b>Reliever</b>	4.1 – April 25, 2015 vs. HOU	<b>Last Win</b>	Sept. 28, 2023 vs. NYY
<b>Walks:</b>		<b>Last Save</b>	None
<b>Starter</b>	6 – May 21, 2019 at CLE	<b>Last CG</b>	May 12, 2023 vs. ATL
<b>Reliever</b>	3 – April 25, 2015 vs. HOU	<b>Last ShO</b>	May 12, 2023 vs. ATL
<b>Strikeouts:</b>		<b>Last Start</b>	Sept. 28, 2023 vs. NYY
<b>Starter</b>	12 – 2x, last: Sept. 28 vs. NYY	<b>Last Relief App.</b>	Sept. 29, 2019 at SEA
<b>Reliever</b>	5 – 2x, last: Sept. 22, 2019 vs. TEX	<b>Longest Win Streak</b>	10G – April 12-July 11, 2021
<b>Hits Allowed</b>	11 – June 13, 2023 at BAL	<b>Longest Losing Streak</b>	9G – Aug. 21, 2015-June 22, 2018
		<b>Scoreless Innings Streak</b>	28.0 – April 30-May 22, 2023

BIOGRAPHIES  
LAST SEASON  
HISTORY  
RECORDS  
OPPONENTS  
PLAYER DEV.  
MEDIA & MISC.



## MILESTONES

Category	Date	Opponent	Notes
<b>Start</b>	1 Aug. 30, 2014	Detroit	L - 6.1 IP, 7H, 5ER, 4BB, 4K
	100 May 14, 2022	Seattle	ND - 5.2 IP, 5H, 1ER, 3BB, 8K
<b>Win</b>	1 Sept. 22, 2014	at Detroit	as a starter - 7.2 IP, 6H, 0ER, 1BB, 3K
<b>ShO (2)</b>	1 May 27, 2021	Los Angeles (AL)	9.0 IP, 2H, 1BB, 9K
	2 May 12, 2023	Atlanta	9.0 IP, 2H, 2BB, 8K
<b>10+ Strikeout Games (7)</b>			
	1 Aug. 9, 2015	Houston	10 strikeouts
	2 Sept. 7, 2019	Detroit	11 strikeouts
	3 May 11, 2021	at Boston	10 strikeouts
	4 July 23, 2022	San Diego	11 strikeouts
	5 Sept. 7, 2022	at Pittsburgh	10 strikeouts
	6 June 29, 2023	San Francisco	12 strikeouts
	7 Sept. 28, 2023	New York (AL)	12 strikeouts

## PROFESSIONAL CAREER:

## MINORS:

- In 2011, made his professional debut with Rookie-level Bristol...Also made appearances for Single-A Kannapolis and High-A Winston-Salem...Kept a 1.82 ERA (7 ER/34.2 IP) across 23 combined games.
- Spent the entirety of the 2012 season with Winston-Salem, going 5-4 with a 3.66 ERA (37 ER/91.0 IP).
- In 2013, ranked among White Sox organizational leaders in strikeouts (1st), ERA (4th), wins (T-5th) and innings (7th)...Recorded a sub-3.00 ERA in April (2.10), June (2.97), and August (1.76)...Struck out a season-high 10 batters in 6.0 innings pitched on June 29, 2013 at FRE...Earned a promotion to Double-A Birmingham the next month...Helped guide the Barons to the Southern League Championship.

## 2014:

- Began the season on the disabled list at Double-A Birmingham with a broken right finger.
- On Aug. 30, was called up to make his **MLB debut** in the second game of a doubleheader against Detroit...Tossed 6.1 innings, giving up five runs on seven hits with four walks and four strikeouts.
- Picked up his 1st career win Sept. 22 at DET with 7.2 scoreless innings (6H, BB, 3K).
- Pitched for Glendale in the AFL following the season and was named to the AFL Top Prospects Team after going 1-1 with a 0.69 ERA in six relief appearances...Struck out 22 and walked just three in 13.0 innings.

## 2015:

- Went 1-8 despite a 3.56 ERA in 18 games (13 starts) over four stints with the A's...Surrendered just five home runs in 86.0 innings for an average of 0.52 home runs per nine innings, 3rd-best in the AL among pitchers with at least 80 innings.
- Combined with two A's pitchers on a seven-hit shutout on Aug. 4 vs. BAL for his 1st win as an Athletic...It was part of a career-high 18.1-inning scoreless streak.
- Did not pitch from Aug. 27 to Sept. 23 due to a strained right shoulder.

## 2016:

- Was on the A's Opening Day roster and went 0-2 with a 6.11 ERA in five starts before going on the disabled list on April 29 with an elbow injury.
- Had Tommy John surgery on May 6 and missed the remainder of the season...His surgery included an ulnar collateral ligament reconstruction with an ipsilateral palmaris longus graft.

## 2017:

- Began the season on Oakland's disabled list as he recovered from his 2016 Tommy John surgery...Spent the entire season in the minors...Went 4-3 with a 5.33 ERA (30 ER/50.2 IP) over 24 combined games (nine starts) between Single-A Stockton and Triple-A Nashville.
- Began his rehab assignment with Stockton April 29 before being shut down on May 24...Resumed pitching June 28.

## 2018:

- Had seven stints with Oakland in his return to the majors following Tommy John surgery in 2016...In his 3rd call up on June 9 he started in Kansas City, allowing a run on three hits in a season-high 7.0 innings...It was his first appearance since April 28, 2016.
- Went 2-0 with a 2.59 ERA his final eight games, including four starts.

## 2019:

- Began his season with 25 starts and concluded the year with three relief appearances...Was 10-5 with a 3.95 ERA (61 ER/139.0 IP) in his starting assignments...Did not allow a run in 5.0 innings in relief.
- Tossed a career-high 116 pitches in an 8-4 win on Aug. 17 vs. HOU.
- Struck out a career-high 11 hitters without walking any over 6.0 innings in a 10-2 win on Sept. 7 vs. DET.

## 2020:

- His career-best 2.29 ERA ranked 6th in the majors...Finished 8th in the AL Cy Young balloting.
- Earned AL Pitcher of the Month for September, his 1st monthly award...Pitched to a 0.34 ERA that month, allowing one run over 26.2 innings in four starts...Was the lowest September ERA in the Majors since **Greg Maddux** had a 0.29 ERA for Atlanta in 1995.
- Finished the regular season with a 13.2-inning scoreless streak...Allowed one or no runs in seven of his 11 starts.
- Started and won Game 2 of the AL Wild Card Series over Chicago...Pitched scoreless ball through 7.0 innings before exiting the game after yielding a leadoff single in the 8th (runner later scored).
- Started Game 1 of the ALDS against Houston at Dodger Stadium...The nine hits he gave up were his most in a start since he allowed nine and 10 hits in back-to-back starts in April of 2016 (two highest totals of his career).
- Had right elbow surgery Nov. 13 in Cincinnati at the Beacon Orthopedic clinic.



**2021:**

- Received two 5th-place votes in AL Cy Young balloting, finishing 10th in the vote...Earned his 1st All-Star honours.
- Missed about a month with facial lacerations and a fractured cheekbone after being struck by a line drive on Aug. 17 at CWS...Returned on Sept. 23 and made his final two starts (6.1 IP, 1 ER).
- Had then career highs in wins (12), strikeouts (159), games started (27), and innings pitched (157.1)...His opponents batting average (.218) was a career-best as was his .278 opponent OBP.
- Led the AL in wins (12) and innings pitched (151.0) at the time of his injury and finished tied for 11th and 18th respectively.
- Tossed the 1st [complete game](#) and shutout of his career on May 27 vs. LAA (9.0 IP, 2H, BB, 9K).
- Led the AL (min. 150.0 IP) in winning percentage (.750), ranked 2nd in opponents' OPS (.626), 3rd in ERA (3.15), 3rd in slugging percentage (.348), 4th in opponents' batting average (.218) and 5th in on-base percentage (.278)...Per ESPN Stats, he had the 5th-lowest batting average allowed (.185) on four-seamers in 2021 among starting pitchers.
- Went 10-2 with a 3.28 ERA in 17 starts before the All-Star Break, earning his 1st career All-Star Game selection...Finished the first half on a 10-game winning streak.
- Tossed 7.0 innings or more in 11 of his 27 starts...Allowed six hits or fewer 24 times and two runs or fewer 19 times, tied for the 5th-most in the Majors.

**2022:**

- In his lone season with the Mets, established career highs in wins (15), starts (30), quality starts (19), innings pitched (181.2), and strikeouts (167).
- Crafted a 6-6 record with a 2.95 ERA (33 ER/100.2 IP), 96 strikeouts, and 25 walks at home...Of those 16 starts, went 6.0 innings or longer in 13 contests, with two of his three 8.0-inning outings coming at Citi Field...His 2.95 home ERA ranked 6th in the Majors among starters (min. 100.0 innings)...His 2.68 career ERA at home is the fourth-best home ERA among active pitchers (min. 55 starts) behind **Jacob deGrom** (2.12), **Clayton Kershaw** (2.22), and **Walker Buehler** (2.62).
- Had 23 starts of at least 6.0 innings, his most in a single season in his career.
- His three starts of 8.0 innings were the most he had thrown in his career...Prior to 2022, had thrown at least 8.0 innings only three times (9.0 IP on May 27, 2021 vs. LAA; 8.0 IP on May 16, 2019 at DET; 8.0 IP on Aug. 15, 2015 at BAL).
- Made his Mets debut on April 9 at WAS, tossing 6.0 scoreless frames with three hits, a walk, and [eight strikeouts](#)...Became the 2nd Mets pitcher to debut with a line of at least 6.0 scoreless innings with eight or more punchouts, joining **Colin McHugh** (Aug. 23, 2012 vs. COL).
- Earned four wins through his first six starts of the season, tied for the 6th-most among starters through their first six games as a Met.
- Recorded 19 quality starts, the most in his career and a team-high among Mets starters...From June 14-July 23, recorded six straight quality starts, one shy of a career high seven straight accomplished in 2015.
- Did not walk a batter from June 25-July 8 (13.1 innings) which is tied for the longest streak in his career.
- Tied a career-high with [11 strikeouts](#) on July 23 vs. SD (also: Sept. 7, 2019 vs. DET).
- Did not allowed a home run through eight starts from July 29-Aug. 7, the longest such streak of his career through a single season and the 3rd-longest active streak in the Majors among starters at the time...The last Met to go eight starts in a single season without allowing a homer was **Tom Glavine** (July 31-September 8, 2007).
- Won four straight games for the 1st time in his career from Aug. 3-19, surrendering just two runs over that span.
- Went 8-3 with a 2.94 ERA (26 ER/79.2 IP) after the All-Star Break...His eight wins were tied for the 3rd-most in the Majors and the most in his career in the back half of a season.

**Statcast Data**

	2023	Career
<b>Strikeout %:</b>	22.5	22.1
<b>Walk %:</b>	7.1	7.3
<b>Hard Hit %:</b>	35.3	33.5
<b>Fastest Pitch:</b>	97.7 MPH	June 30, 2015 vs. COL





# BERRÍOS

## JOSÉ

# 17

PITCHER

BIRTHDATE ..... May 27, 1994  
 OPENING DAY AGE ..... 29  
 BIRTHPLACE ..... Bayamón, Puerto Rico  
 RESIDENCE ..... Bayamón, Puerto Rico  
 INSTAGRAM ..... @jolamakina

BATS/THROWS ..... R/R  
 HEIGHT/WEIGHT ..... 6-0/210  
 CONTRACT STATUS ..... signed thru 2028  
 M.L. SERVICE ..... 7.044  
 OPTIONS USED ..... 2 of 3

### PERSONAL:

- José Orlando Berríos...Pronounced beh-REE-ohs.
- Husband to Jannieliz and father to Valentina, Sebastian, and Diego José.
- Favourite player growing up was **Iván Rodríguez**...If he wasn't a baseball player, he would be a teacher.
- Was a 2012 graduate of Papa Juan XXIII High School, one of two players from that high school to be drafted, joining **C Rene Rivera** in 2001...Named 2011 Underclass High Honorable Mention and 2012 Rawlings Second-team All-American.
- Played for Puerto Rico in the 2013, 2017, and 2023 World Baseball Classics.
- Brother-in-law of Tigers infielder **Javier Báez** as their wives are sisters...Was in Báez's wedding party in the winter of 2019.
- Over the winter of 2018-2019, donated gym equipment and \$20,000 to Casa los Forjadores de Esperanza to improve their facilities...The facility is an orphanage in his hometown of Bayamón, Puerto Rico.
- Through his foundation, La Makina Foundation, co-hosted "La Gente de Barrio Home Run Derby and Celebrity Softball Game" in Bayamón on December 9, 2023 along with Blue Jays teammate, **Vladimir Guerrero Jr.** and his VG27 Foundation...Proceeds from the event supported community initiatives in both Puerto Rico and the Dominican Republic.

### LAST SEASON:

- Ranked 9th among AL pitchers in innings pitched (189.2), 10th in ERA (3.65), and 12th in strikeouts (184).
- Has made exactly 32 starts in each of the last five full seasons.
- Won his 1st career Gold Glove Award...Recorded a career-high 26 assists while keeping a .953 fielding percentage.
- Worked 7.0 shutout frames on April 25 vs. CWS, scattering four singles and a walk to go with nine strikeouts...Completed 7.0 innings in consecutive starts for the 13th time in his career (last: 3G from June 4-15, 2022).
- Pitched 5.2 frames of shutout ball on May 28 at MIN (4H, 5BB, 5K)...Became the winningest pitcher in Target Field history, earning his 33rd career victory to break a tie with **Kyle Gibson**, who later matched Berríos with his 33rd win on July 9.
- Improved to 7-4 on the year on June 14 at BAL, taking a no-hitter into the 7th inning before allowing a leadoff single to **Adley Rutschman**...Marked the longest no-hit bid by a Blue Jay since **Ross Stripling** also tossed 6.0 hitless innings on Aug. 17, 2022 vs. BAL...Finished the game with a season-high 7.2 innings of shutout ball (3H, BB, HBP, 5K)...Improved to a perfect 10-0 lifetime against the O's (13 starts), joining **Jon Lester** (14-0) and **Red Barber** (12-0) as the only pitchers in MLB history to win each of his first 10 career decisions against Orioles/Browns franchise.
- Took a no-decision on July 6 at CWS(1), throwing 7.0 scoreless innings with a hit, a walk, and six strikeouts...Gave up just one hit over 7.0 frames for the 2nd time in his career, also doing so exactly two years prior against the same team as a member of the Twins (July 6, 2021 vs. CWS).
- Picked up his 10th win of the year on Sept. 10 vs. KC, throwing 7.0 innings of two-run ball (5H, 2BB, 7K)...Reached double-digit wins for the 6th time in his career...Since 2017, has recorded double-digit wins in six seasons, one of only four pitchers to do so, along with **Gerrit Cole**, **Kyle Gibson**, and **Max Scherzer**.
- The Bayamón, Puerto Rico, native pitched on Roberto Clemente Day for the 1st time in his career on Sept. 15 vs. BOS, tossing 7.0 shutout frames (5H, OBB, 8K)...Was his 6th scoreless start of the year, and his 5th career start with 7.0+ IP, no runs, and no walks (last: July 31, 2019 at MIA).
- Gave up four runs over 6.0 innings in his final start of the season, Sept. 27 vs. NYY...Struck out a season-high 10 batters, his 1st game with double-digit punchouts since July 12, 2022 vs. PHI (13K).
- Made his 3rd career postseason start (4th appearance) in Game 2 of the ALWC on Oct. 4 at MIN...Gave up one run over 3.0+ frames (3H, BB, 5K).

**Bold - career high; Red - league high**

Year	Club & League	W-L	ERA	G	GS	CG	SHO	SV	IP	H	R	ER	HR	HB	BB	IBB	SO	WP	BK	AVG
2012	Elizabethton (APP)	2-0	1.29	3	3	0	0	0	14.0	8	2	2	1	1	1	0	22	1	0	.163
	Twins (GCL)	1-0	1.08	8	1	0	4	4	16.2	7	2	2	0	0	3	0	27	0	0	.121
2013	Cedar Rapids (MID)	7-7	3.99	19	19	0	0	0	103.2	105	58	46	6	9	40	0	100	13	1	.262
2014	Fort Myers (FSL)	9-3	1.96	16	16	1	1	0	96.1	78	29	21	4	4	23	0	109	5	3	.218
	New Britain (EAS)	3-4	3.54	8	8	1	0	0	40.2	33	17	16	2	2	12	0	28	1	1	.226
	Rochester (INT)	0-1	18.00	1	1	0	0	0	3.0	7	6	6	0	0	3	0	3	0	0	.438
2015	Chattanooga (SOU)	8-3	3.08	15	15	1	1	0	90.2	77	32	31	6	5	24	0	92	0	0	.232
	Rochester (INT)	6-2	2.62	12	12	0	0	0	75.2	59	24	22	6	6	14	0	83	4	1	.212
2016	Rochester (INT)	10-5	2.51	17	17	1	0	0	111.1	74	39	31	8	3	36	0	125	3	0	.191
	MINNESOTA (AL)	3-7	8.02	14	14	0	0	0	58.1	74	56	52	12	5	35	0	49	1	0	.310
2017	Rochester (INT)	3-0	1.13	6	6	0	0	0	39.2	24	8	5	2	0	8	0	39	0	0	.169
	MINNESOTA (AL)	14-8	3.89	26	25	0	0	0	145.2	131	71	63	15	13	48	0	139	7	1	.239
2018	MINNESOTA (AL)	12-11	3.84	<b>32</b>	<b>32</b>	<b>2</b>	<b>1</b>	0	192.1	159	83	82	25	13	<b>61</b>	1	202	2	0	.222
2019	MINNESOTA (AL)	<b>14-8</b>	3.68	<b>32</b>	<b>32</b>	<b>1</b>	<b>0</b>	0	<b>200.1</b>	194	94	82	26	9	<b>51</b>	0	195	8	1	.251
2020	MINNESOTA (AL)	5-4	4.00	12	12	0	0	0	63.0	57	28	28	8	3	26	0	68	5	0	.238
2021	MINNESOTA (AL)	7-5	3.48	20	20	1	0	0	121.9	95	53	47	14	8	32	0	126	3	0	.213
	TORONTO (AL)	5-4	3.58	12	12	0	0	0	70.1	64	30	28	8	7	13	0	78	0	0	.238
	2 TEAMS	12-9	<b>3.52</b>	<b>32</b>	<b>32</b>	<b>1</b>	<b>0</b>	0	192.0	159	83	75	22	15	45	0	<b>204</b>	3	0	.223
2022	TORONTO (AL)	12-7	5.23	<b>32</b>	<b>32</b>	<b>0</b>	<b>0</b>	0	172.0	199	103	100	<b>29</b>	11	45	0	149	3	0	.288
2023	TORONTO (AL)	11-12	3.65	<b>32</b>	<b>32</b>	<b>0</b>	<b>0</b>	0	189.2	173	82	77	25	9	52	3	184	4	1	.241
	Minor Totals	49-25	2.77	105	98	4	2	4	591.2	472	217	182	35	30	164	0	628	27	6	.218
	MAJOR TOTALS	83-66	4.15	212	211	4	1	0	1213.1	1146	600	559	162	78	363	4	1190	33	3	.247





**ALL-STAR GAME RECORD**

Year	Club and Opp.	W-L	ERA	G	GS	CG	ShO	SV	IP	H	R	ER	HR	HB	BB	IBB	SO	WP	BK	AVG
2018	AL at WAS	0-0	0.00	1	0	0	0	0	1.0	0	0	0	0	0	1	0	0	0	0	.000
2019	AL at CLE	0-0	0.00	1	0	0	0	0	1.0	1	0	0	0	0	0	0	2	0	0	.250
<b>TOTALS</b>		0-0	0.00	2	0	0	0	0	2.0	1	0	0	0	0	1	0	2	0	0	.143

**WILD CARD RECORD**

Year	Club and Opp.	W-L	ERA	G	GS	CG	ShO	SV	IP	H	R	ER	HR	HB	BB	IBB	SO	WP	BK	AVG
2017	MIN vs. NYY	0-1	9.00	1	0	0	0	0	3.0	5	3	3	1	0	0	0	4	0	0	.357
2020	MIN vs. HOU	0-0	1.80	1	1	0	0	0	5.0	2	1	1	0	0	2	0	4	0	0	.118
2023	TOR vs. MIN	0-1	3.00	1	1	0	0	0	3.0	3	1	1	0	0	1	0	5	0	0	.273
<b>TOTALS</b>		0-2	4.09	3	2	0	0	0	11.0	10	5	5	1	0	3	0	13	0	0	.238

**DIVISION SERIES RECORD**

Year	Club and Opp.	W-L	ERA	G	GS	CG	ShO	SV	IP	H	R	ER	HR	HB	BB	IBB	SO	WP	BK	AVG
2019	MIN vs. NYY	0-0	2.25	1	1	0	0	0	4.0	4	3	1	0	0	3	0	6	0	0	.250

**WORLD BASEBALL CLASSIC RECORD**

Year	Country	W-L	ERA	G	GS	CG	ShO	SV	IP	H	R	ER	HR	HB	BB	IBB	SO	WP	BK	AVG
2013	Puerto Rico	0-1	18.00	2	0	0	0	0	2.0	5	4	4	0	1	1	1	1	0	0	.500
2017	Puerto Rico	1-0	8.10	2	1	0	0	0	6.2	3	6	6	2	1	2	0	10	0	0	.130
2023	Puerto Rico	0-1	45.00	1	1	0	0	0	1.0	5	6	5	1	0	2	0	1	0	0	.556
<b>TOTALS</b>		1-2	13.97	5	2	0	0	0	9.2	13	16	15	3	2	5	1	12	0	0	.310

**TRANSACTIONS**

- Selected by the Minnesota Twins in the 1st round (32nd overall) of the 2012 First-Year Player Draft
- Traded to the Toronto Blue Jays in exchange for INF Austin Martin and RHP Simeon Woods Richardson on July 30, 2021

**GAME HIGHS**

<b>ML Debut</b>	April 27, 2016 vs. CLE	<b>ER Allowed</b>	9 – Aug. 6, 2019 vs. ATL
<b>Innings Pitched:</b>		<b>HR Allowed</b>	3 – 8x, last: June 30, 2023 vs. BOS
<b>Starter</b>	9.0 – 2x, last: June 7, 2018 vs. CWS	<b>Low Hit CG</b>	3 – April 1, 2018 at BAL
<b>Reliever</b>	1.1 – Sept. 29, 2017 vs. DET	<b>Last Win</b>	Sept. 15, 2023 vs. BOS
<b>Walks:</b>		<b>Last Save</b>	None
<b>Starter</b>	6 – Aug. 9, 2018 at CLE	<b>Last CG</b>	July 19, 2021 at CWS
<b>Reliever</b>	0 – Sept. 29, 2017 vs. DET	<b>Last ShO</b>	April 1, 2018 at BAL
<b>Strikeouts:</b>		<b>Last Start</b>	Sept. 27, 2023 vs. NYY
<b>Starter</b>	13 – 2x, last: July 12, 2022 vs. PHI	<b>Last Relief App.</b>	Sept. 29, 2017 vs. DET
<b>Reliever</b>	1 – Sept. 29, 2017 vs. DET	<b>Longest Win Streak</b>	5G – April 14-May 7, 2019
<b>Hits Allowed</b>	12 – May 13, 2019 vs. LAA	<b>Longest Losing Streak</b>	4G – Aug. 25-Sept. 16, 2016
		<b>Scoreless Innings Streak</b>	17.0 – July 24-Aug. 7, 2021

**MILESTONES**

Category	Date	Opponent	Notes
<b>Start</b>	1 April 27, 2016	Cleveland	L - 4.0 IP, 6H, 5ER, 0HR, 2BB, 5K
	100 Sept. 10, 2019	Washington	W - 7.0 IP, 2H, 0ER, 0HR, BB, 4K
	200 July 24, 2023	at Los Angeles (NL)	ND - 5.0 IP, 5H, 2ER, HR, 4BB, 3K
<b>Win</b>	1 May 2, 2016	at Houston	5.1 IP, 3H, 2ER, 5BB, 8K
<b>ShO (1)</b>	1 April 1, 2018	at Baltimore	9.0 IP, 3H, 1BB, 6K
<b>10+ Strikeout Games (16)</b>	16 Sept. 27, 2023	New York (AL)	10 strikeouts

**PROFESSIONAL CAREER:****MINORS:**

- In 2012, named Twins Minor League Pitcher of the Month for August, going 3-0, 0.90 ERA (2 ER/20.0 IP) with 29 strikeouts and nine hits allowed in four starts.
- Ranked 6th-best prospect in Twins organization by Baseball America entering 2013 season.
- Named a 2013 Midwest League Mid-Season All-Star...Named 90th best prospect in baseball by MLB.com and 75th best by BaseballProspectus.com entering 2014.
- In 2014, was named Florida State League Mid- and Post-season All-Star...Started for the World Team in the SiriusXM Futures Game July 13 at Target Field, pitching 1.0 perfect inning...Combined to go 12-8, 2.76 ERA (43 ER/140.0 IP) with 140 strikeouts and 38 walks in 25 starts between all three stops...Recipient of the Jim Rantz Award as Twins Minor League Pitcher of the Year.
- In 2015, named Southern League Midseason All-Star while pitching for Chattanooga...Started for the World Team in the SiriusXM Futures Game for the second straight season, July 12 at Great American Ball Park, pitching 1.0 shutout inning with one walk allowed...Led all of Minor League Baseball in strikeouts and tied for 9th in wins...Named Triple-A All-Star and Minor League All-Star by Baseball America...Recipient of the Jim Rantz Award as Twins Minor League Pitcher of the Year for the second straight season, becoming the 1st back-to-back winner of the award.



**2016:**

- Made his **MLB debut** in a start April 27 vs. CLE, allowing five runs on six hits in 4.0 innings pitched and was dealt the loss... At 21 years, 336 days, he became the youngest Twins pitcher to debut as a starter since **Pat Mahomes** (21 years, 247 days) on April 12, 1992 against TEX.
- Earned his 1st Major League win May 2 at HOU, allowing two runs on three hits in 5.1 innings pitched, with five walks and eight strikeouts.
- Made 14 starts for the Twins throughout the season, going 3-7 with an 8.02 ERA.

**2017:**

- Became the 3rd Twins pitcher in last 30 years to pitch into the 8th and win each of first two starts (**Brad Radke** in 2001 and **Andrew Albers** in 2013).
- Won six of his first seven decisions from May 13-June 21...According to Elias, became the 2nd Twins pitcher since 1980 to win at least six of his first seven appearances in one season (**Brad Radke** in 2001)...Became the 1st pitcher in franchise history (1901-present) to win six games that early in the calendar year after not pitching in the majors in April.
- Went 9-1 with a 2.41 ERA (18 ER/67.1 IP) in 11 home games (10 starts) and 5-7, 5.17 ERA (45 ER/78.1 IP) in 15 road starts...Held right-handed hitters to a .222 batting average and left-handers to a .260 average.
- Pitched in relief in AL Wild Card Game October 3 at NYY, allowing three runs on five hits in 3.0 innings pitched and was dealt the loss.

**2018:**

- Reached 200 strikeouts for the season, the 21st time in club history for a pitcher to do so (8th different pitcher), and the first Twin to reach 200 strikeouts since **Francisco Liriano** in 2010 (201)...Finished with 202 strikeouts, the most for a Twin since **Johan Santana** had 235 in 2007.
- Led the Twins in wins (12), complete games (2), and strikeouts (202)...Tied for 1st in starts (32) and ranked 2nd in innings pitched (192.1).
- Given Joseph W. Haynes Award for Twins Pitcher of the Year, voted on by the Twin Cities Chapter of the BBWAA...Also awarded the Carl R. Pohlad Community Service Award.
- Made his season debut on April 1 at BAL, pitching his 1st career complete game shutout, allowing three hits with one walk and six strikeouts.
- Went 9-7 with a 3.68 ERA (52 ER/127.1 IP) in 20 starts pre-All-Star Break and was selected to his 1st All-Star Game where he pitched 1.0 hitless inning with a walk.

**2019:**

- Was the Opening Day starter on March 28 vs. CLE, pitching 7.2 scoreless innings with two hits allowed, one walk, and 10 strikeouts...Set a club record for strikeouts by an Opening Day starter, surpassing the previous high of eight done by **Brad Radke** (1996), **Bert Blyleven** (1975), and **Dean Chance** (1968).
- Named to the American League All-Star team for the 2nd straight season...Tossed 1.0 frame with one hit and two strikeouts.
- Set the Twins club record for most strikeouts (559) through first 100 career games, surpassing **Bert Blyleven**, who struck out 553 through 100.
- Made 1st career postseason start (2nd appearance) in Game 1 of the ALDS at NYY on Oct. 4, allowing three runs (one earned) on four hits with three walks and six strikeouts in 4.0 innings.

**2020:**

- Named the Twins' Opening Day starter for 2nd straight year and the 2nd time in his career.
- Went 4-1 with a 2.57 ERA (8 ER/28.0 IP) in Interleague Play...The four wins were tied for the most in the majors, and the most by a Twin since **Phil Hughes** had four in 2014.
- Led the club in games started (12), while ranking 2nd in innings pitched (63.0), quality starts (4), and pitching WAR (1.1).
- Started Game 2 in AL Wild Card Sept. 30 vs. HOU, allowing one run on two hits in 5.0 innings pitched with two walks and four strikeouts as the Twins lost, 3-1.

**2021:**

- His 3.52 ERA was 5th best in the AL while his 192.0 innings pitched ranked 2nd.
- Set a career high with 204 strikeouts, good for 5th in the AL.
- His overall opponents' average of .223 ranked 4th in the AL...Kept right-handed hitters to .193 (71-for-368), 9th in the AL.
- His five defensive runs saved were tied for the 3rd most among all pitchers (**Dallas Keuchel** - 12, **Max Fried** - 6)...His three pickoffs were tied for tops in the AL and tied for 8th most in MLB.
- Went 5-4 with a 3.58 ERA in his 12 starts for the Blue Jays.
- Made his season debut and earned the win on April 3 at MIL with 6.0 hitless innings...Struck out **12 batters** without issuing a walk...The 12 strikeouts matched **Camilo Pascual** (April 14, 1961) for most K's by a Twins starting pitcher in his season debut.
- Fanned **Seth Brown** for his **700th career strikeout** in the 5th inning on May 15 vs. OAK...Became the 15th Twin to reach 700 strikeouts and the 28th Twin to reach 700.0 innings pitched.
- Picked up the win on June 12 vs. HOU with 7.0 innings and two runs allowed...Was his 32nd career victory at Target Field, tied with former Twin **Kyle Gibson** for most in the ballpark's history.
- Took a no-decision on July 11 vs. DET, working 7.0 innings and allowing four runs on three hits (4BB, 8K) in a game the Twins ultimately won in extra innings, 12-9...Worked at least 7.0 innings in back-to-back starts for the first time since Sept. 10-16, 2019.
- Shouldered his 4th loss of the season on July 19 at CWS in the 2nd game of a doubleheader, despite recording his 4th career complete game in a 5-3 Twins loss...Tossed 6.0 innings, allowing five runs on four hits (3 HR) with a walk and eight strikeouts...Gave him three straight starts of at least eight punchouts in the same season for the 3rd time in his career (last: Sept. 14-28, 2018).
- Made his last start for the Twins on July 24 vs. LAA, throwing 7.0 innings with two unearned runs on three hits with four strikeouts and no walks...Was his 2nd ER-free start of 2021 (April 3 at MIL).
- Acquired by Toronto from Minnesota on July 30 in exchange for **Austin Martin** and **Simeon Woods Richardson**.
- Won his Blue Jays debut on Aug. 1 vs. KC, throwing 6.0 scoreless innings with five hits, a walk, three hit batters, and **seven strikeouts**...Became the 13th player all-time to throw 6.0+ scoreless innings in his Blue Jays debut.
- Took a no-decision in Game 2 of a doubleheader on Aug. 7 vs. BOS...Threw 6.0 innings of one-run ball with five hits, no walks, and six strikeouts...Over his last three starts, held a 0.47 ERA (1 ER/19.0 IP) with 13H, 1BB, and 17K.
- Picked up his 2nd win as a Blue Jay on Aug. 29 at DET, giving up an unearned run and six hits over 7.0 frames with no walks and 11 strikeouts...Became the 3rd player in franchise history to go 7.0+ IP with 0ER, 0BB, and 11+ K's in a start, joining **Rogers Clemens** (2x) and **Chris Carpenter**.



- Bested his former mates on Sept. 19 in his 1st meeting with the Twins since being traded to the Blue Jays on July 30...Gave up three runs on four hits over 6.2 innings with a walk and six strikeouts.
- Named 2021 Pitcher of the Year for the Twins, going 7-5 in 20 starts with a 3.48 ERA...Accepted the award at a ceremony while in Minneapolis.
- Took the no-decision on Sept. 29 vs. NYY, giving up three runs on four hits over 6.0 innings with no walks and seven strikeouts...Marked his 7th straight quality start, and his 9th in 12 outings with Toronto.

## 2022:

- Played his 1st full season as a Blue Jay...The team went 23-9 in his 32 starts.
- Made his 3rd career Opening Day start on April 8 vs. TEX...Lasted 0.1 innings while surrendering four runs on three hits with a pair of walks and a hit batter, marking the shortest outing of his career.
- Earned his 1st win and 1st quality start of the year on April 20 at BOS, tossing 6.0 innings of one-run ball.
- Picked up his 2nd win of the year on April 30 vs. HOU...Tossed 5.2 innings of one-run ball, giving up seven hits and a pair of walks with five strikeouts...The Blue Jays had won each of his first five starts of the season.
- Landed his 3rd win of the year on May 17 vs. SEA...Pitched into the 8th inning for the 2nd time, finishing with 7.0+ scoreless frames (6H, 2BB, 4K)...Was his 1st scoreless outing of the season and his 3rd quality start.
- Earned his 4th win on June 4 vs. MIN, tossing 7.0 innings of two-run ball with the only damage coming off a two-run homer from the 3rd batter of the game...Gave up just three hits on the day with a pair of walks and a career-high [13 strikeouts](#) (12K, 2x)...The 13 punchouts were the most by a Blue Jay hurler since **Robbie Ray's** 13 K's on Sept. 15, 2021 vs. TB.
- Improved to 5-2 on June 10 at DET, throwing a season-high 8.0 innings of one-run ball.
- Picked up his 7th win of the year on July 12 vs. PHI...Surrendered three runs on six hits over 6.0 innings with no walks while tying a career high with [13 strikeouts](#), also doing so earlier in the season (June 4 vs. MIN)...Became the 3rd pitcher in franchise history to strike out at least 13 batters without walking any, joining **Roger Clemens** (4x) and **Robbie Ray** (2x)...
- Induced a season-high 20 swing-and-misses, one off his career high set on June 17, 2019 vs. BOS.
- In six July starts, went 3-0 with a 3.00 ERA (12 ER/36.0 IP), seven walks, and 42 strikeouts.
- The Blue Jays won each of his 13 home starts from Sept. 19, 2021-July 31, 2022, passing **Roy Halladay** (12G from May 31, 2007-April 6, 2008) for the longest streak in franchise history.
- Reached 1,000 career innings after [striking out Taylor Walls](#) to end the 2nd inning on Sept. 12 vs. TB...Became the 6th pitcher born in Puerto Rico to reach the milestone before the age of 29.
- Took the loss on Sept. 27 vs. NYY but fanned **Aaron Hicks** in the 4th inning for his [1,000th career punchout](#)...Became the 5th Puerto Rican-born player to reach 1,000 strikeouts and the fastest to reach the milestone, doing so in 179 games (2nd: **Javier Vázquez** - 182 games).
- Earned his 12th win on Oct. 3 at BAL with 6.0 innings of one-run ball...Equalled his 2021 totals with 32 starts, 12 wins, and 17 quality starts.

### Statcast Data

	2023	Career
Strikeout %:	23.5	23.2
Walk %:	6.6	7.1
Hard Hit %:	35.8	35.9
Fastest Pitch:	<a href="#">97.9 MPH</a>	Sept. 14, 2017 vs. TOR

### MOST STRIKEOUTS IN FIRST START FOR BLUE JAYS

PLAYER	OPPONENT	IP	H	R	ER	BB	SO	WL
José Núñez	07/09/1987 vs. KC	8.0	6	1	1	0	11	W
Steven Matz	04/05/2021 at TEX	6.1	2	1	1	1	9	W
Roger Clemens	04/02/1997 vs. CWS	9.0	6	1	1	1	9	W
Anthony Kay	09/07/2019 at TB	5.2	4	2	2	3	8	ND
Trent Thornton	03/31/2019 vs. NYY	5.0	2	0	0	0	8	ND
Sean Douglass	07/26/2004 vs. NYY	5.0	5	4	4	4	8	ND
Lance Painter	05/10/2000 vs. BAL	5.0	2	1	1	1	8	W
Mike Flanagan	09/05/1987 vs. SEA	7.2	4	0	0	1	8	W
José Berríos	08/01/2021 vs. KC	6.0	5	0	0	1	7	W
Alek Manoah	05/27/2021 at NYY	6.0	2	0	0	2	7	W
Jaime García	04/02/2018 vs. CWS	6.0	4	1	1	2	7	ND
Matt Boyd	06/27/2015 vs. TEX	6.2	9	4	4	0	7	L
Marc Rzepczynski	07/07/2009 at TB	6.0	2	1	1	4	7	ND
Cory Lidle	04/01/2003 vs. NYY	6.0	7	5	5	0	7	L
Omar Daal	09/13/1997 at SEA	7.0	6	3	3	1	7	ND
Jack Morris	04/06/1992 at DET	9.0	5	2	2	3	7	W
Todd Stottlemyre	04/10/1988 at MIN	4.1	3	4	4	3	7	L
Dave Lemanczyk	04/09/1977 vs. CWS	9.0	8	3	3	5	7	L





NON-ROSTER

# BERROA STEWART

81

OUTFIELDER

BIRTHDATE ..... June 5, 1999  
 OPENING DAY AGE ..... 24  
 BIRTHPLACE ..... Santo Domingo, DR  
 RESIDENCE ..... Santo Domingo, DR  
 INSTAGRAM ..... @stewardberroa

BATS/THROWS ..... S/R  
 HEIGHT/WEIGHT ..... 5-10/195  
 CONTRACT STATUS ..... signed thru 2024  
 M.L. SERVICE ..... 0.000  
 OPTIONS USED ..... 0 of 3

## PERSONAL:

- Steward Berroa.
- Grew up enjoying watching **Derek Jeter** and **Jose Reyes**.
- Signed with the Blue Jays as a 17-year old international free agent in 2016.
- Across his six professional seasons, has appeared defensively at all three outfield positions as well as second base.

## LAST SEASON:

- Began the season with Double-A New Hampshire, playing 103 games for the FisherCats before earning a promotion to Triple-A Buffalo in August (22G)...Combined to hit .257 (95-for-369) with 24 doubles, two triples, seven home runs, and 43 RBI...His .758 OPS on the year was the highest of his career (.757 in 2021).
- Stole 47 bases on the season, trailing only **Cam Eden** (53) for the most among Blue Jays farmhands...Has swiped at least 47 bags in each of his last three seasons, racking up an organization-high 152 steals over that span (2nd: Eden - 119).

### Bold – career high; Red – league high

Year	Club and League	AVG	G	AB	R	H	2B	3B	HR	RBI	BB	IBB	SO	SB	CS	OBP	SLG	OPS	SH	SF	HBP
2017	Blue Jays (DOSL)	.261	54	188	37	49	3	7	1	22	25	0	49	20	12	.352	.367	.719	2	3	3
2018	Blue Jays (GULF)	.282	39	142	30	40	9	1	0	11	23	0	36	17	6	.386	.359	.745	1	0	1
2019	Bluefield (APPY)	.236	50	161	25	38	7	1	2	13	28	0	54	14	5	.349	.329	.678	0	0	0
2021	Dunedin (LASE)	.245	82	278	60	68	12	5	7	37	50	0	76	55	9	.361	.399	.760	3	1	1
	New Hampshire (AANE)	.300	3	10	2	3	1	0	0	3	0	0	2	3	0	.273	.400	.673	0	1	0
2022	Vancouver (NORW)	.219	60	215	46	47	11	6	6	22	33	1	67	40	7	.331	.409	.740	1	2	4
	New Hampshire (EL)	.182	21	55	6	10	0	1	1	5	5	0	17	7	0	.250	.273	.523	0	0	0
2023	New Hampshire (EL)	.272	103	324	64	88	21	2	7	35	57	0	106	43	10	.380	.414	.794	9	4	2
	Buffalo (IL)	.156	22	45	8	7	3	0	0	8	7	0	13	4	0	.283	.222	.505	1	0	1
	<b>Minor Totals</b>	.247	434	1418	278	350	67	23	24	156	228	1	420	203	49	.354	.377	.731	17	11	12

## TRANSACTIONS

- Signed by the Toronto Blue Jays as an international free agent on July 4, 2016

## PROFESSIONAL CAREER:

### MINORS:

- Made his professional debut in 2017, appearing in 54 games for the DSL Blue Jays while hitting .261 (49-for-188) with 11 extra-base hits and 22 RBI (.352 OBP).
- Spent the 2018 season with the Rookie-level Blue Jays, going 40-for-142 (.282) over 39 contests.
- In 2019, appeared in 50 games for Rookie-level Bluefield, hitting .236 (38-for-161) with 10 extra-base hits and 13 RBI.
- Did not play in 2020 due to the cancelled Minor League season.
- Spent the majority of the 2021 campaign with Single-A Dunedin (82G) before playing a trio of contests with Double-A New Hampshire...Combined to hit .247 (71-for-288) with 13 doubles, five triples, seven homers, and 40 RBI...His 58 steals ranked 3rd among all Minor League hitters, trailing only **Jayce Easley** (70) and **Eddy Diaz** (59)...Named a Dunedin postseason all-star.
- In 2022, played 60 games for High-A Vancouver before receiving a midseason call up to New Hampshire for 21 contests... Combined to hit .211 (57-for-270) with 11 doubles, seven triples, seven homers, 27 RBI, and 47 stolen bases.

## SEASONS IN WHICH TORONTO WAS THE 1ST TEAM TO SCORE 500 RUNS

YEAR	DATE	GAME #
2003	June 28	81
1986	July 20	94
2015	July 21	95
2012	July 28	100





# BICHETTE BO

11  
INFIELDER

BIRTHDATE ..... March 5, 1998  
 OPENING DAY AGE ..... 26  
 BIRTHPLACE ..... Orlando, FL  
 RESIDENCE ..... St. Petersburg, FL  
 INSTAGRAM ..... N/A

BATS/THROWS ..... R/R  
 HEIGHT/WEIGHT ..... 6-0/190  
 CONTRACT STATUS ..... signed thru 2025  
 M.L. SERVICE ..... 4.063  
 OPTIONS USED ..... 0 of 3

## PERSONAL:

- Bo Joseph Bichette.
- Son of four-time All-Star **Dante Bichette** who played for California, Milwaukee, Colorado, Cincinnati, and Boston over 14 Major League seasons (1988-2001).
- Played on a Florida Travel Baseball team with former Blue Jays teammates **Forrest Wall** and **Sean Reid-Foley** in 2013.
- Attended Lakewood High School in St. Petersburg, FL.
- Heading into 2018, was ranked as the 8th overall MLB prospect by Baseball America, 14th by MLB, and 19th by Baseball Prospectus.
- Ranked as Toronto's 2nd-best prospect and the 8th overall prospect by Baseball America going into 2019...Ranked 11th overall by MLB and 12th overall by Baseball Prospectus.
- Named Toronto's nominee for the Roberto Clemente Award in 2021 and 2022.
- In February of 2023, built a community partnership to help underserved youth in St. Petersburg known as "St. Pete PAL x Wildwood Baseball Powered by Bo Bichette."

## LAST SEASON:

- Named to his 2nd career All-Star team (also: 2021)...Went 0-for-1 with a sacrifice fly.
- Finished 3rd in the AL in AVG and 4th in hits (175), despite missing 25 games over two stints on the injured list.
- Was T-4th in the AL in multi-hit games (52), T-3rd in three-hit games (15), and T-1st in four-hit games (6).
- His 77 opposite-field hits were 11 more than any other MLB batter (2nd: **Luis Arraez** - 66).
- Went 4-for-6 in the season opener on March 30 at STL, including a double and an RBI...Along with **George Springer** (5H), became the 14th set of teammates since 1901 to have 4+ hits each on Opening Day.
- Hit his 1st **homer** of the year as he led off the 9th inning on April 3 at KC...Ended a club-record 35 homerless innings drought to begin a season.
- Recorded his 500th career hit with an RBI double in the 2nd inning on April 14 vs. TB, becoming the fastest player in franchise history to reach the mark, doing so in 407 career games (2nd: **Vernon Wells/Shannon Stewart** - 432G)...Went 5-for-5 with two doubles for his 2nd career five-hit game (also: Aug. 12, 2020 vs. MIA).
- On April 15 vs. TB, became the 2nd fastest player in club history to reach **250 career RBI**, doing so in 408 games (1st: **Vladimir Guerrero Jr.** - 403G).
- Went a perfect 5-for-5 with his team-leading 7th home run on May 1 at BOS...Was his 2nd five-hit game of the year and the 3rd of his career...Became the only player in Blue Jays history with multiple five-hit games in a single season.
- Drilled his 14th home run on June 7 vs. HOU...Homered in consecutive games for the 4th time of the year (10th career).
- Had a career-high tying 13-game hitting streak from June 13-28, going 19-for-54 (.352) with nine doubles and five RBI for an .882 OPS.
- His **122 hits before the All-Star break** set a team record, surpassing **Vernon Wells'** 121 knocks in 2003.
- Placed on the injured list with right knee patellar tendonitis from Aug. 1-18...Appeared in two rehab games for Triple-A Buffalo, going 4-for-5 (.800) with a homer and three RBI...At the time of his injury, led the AL in hits, AVG, and was 3rd in total bases.
- Went 2-for-5 with his 2nd triple and 18th homer of the campaign on Aug. 20 at CIN.
- Returned to the IL with a right quad strain from Aug. 28-Sept. 7.
- Reached the **20-homer mark** for the 3rd straight season on Sept. 24 at TB.
- Went 4-for-5 with a double and an RBI on Sept. 29 vs. TB...His **six games with 4+ hits** matched **Shannon Stewart** (2000) for most in the single season in team history.
- Notched his 30th double of 2023 on Sept. 30 vs. TB...Became the 4th player in club history with 30 doubles and 20 homers in three straight seasons, joining **Carlos Delgado** (1997-2003), **Vernon Wells** (2002-2006), and **Joe Carter** (1991-1993).
- Went 4-for-8 with Toronto's only run scored in the AL Wild Card Series in Minnesota...Recorded his 1st and 2nd career postseason multi-hit games.

**Bold - career high; Red - league high**

Year	Club and League	AVG	G	AB	R	H	2B	3B	HR	RBI	BB	IBB	SO	SB	CS	OBP	SLG	OPS	SH	SF	HBP
2016	GCL Blue Jays (GCL)	.427	22	82	21	35	9	2	4	36	6	0	17	3	0	.451	.732	1.183	0	3	0
2017	Lansing (MID)	.384	70	284	60	109	32	3	10	51	28	0	55	12	3	.448	.623	1.071	0	0	5
	Dunedin (FSL)	.323	40	164	28	53	9	1	4	23	14	2	26	10	4	.379	.463	.842	0	2	2
2018	New Hampshire (EAS)	.286	131	539	95	154	43	7	11	74	48	1	101	32	11	.343	.453	.796	1	5	2
2019	Dunedin (FSL)	.545	4	11	4	6	2	0	0	1	5	0	3	1	0	.688	.727	1.415	0	0	0
	Buffalo (INT)	.275	56	222	34	61	16	2	8	32	19	0	48	15	5	.333	.473	.806	1	1	1
	TORONTO (AL)	<b>.311</b>	46	196	32	61	18	0	11	21	14	0	50	4	4	.358	.571	.929	0	1	1
2020	TORONTO (AL)	.301	29	123	18	37	9	1	5	23	5	1	27	4	1	.328	.512	.840	0	0	0
2021	TORONTO (AL)	.298	<b>159</b>	640	<b>121</b>	<b>191</b>	30	1	<b>29</b>	<b>102</b>	40	0	137	<b>25</b>	1	.343	.484	.828	0	<b>4</b>	<b>6</b>
2022	TORONTO (AL)	.290	<b>159</b>	<b>652</b>	91	<b>189</b>	<b>43</b>	1	24	93	41	0	<b>155</b>	13	<b>8</b>	.333	.469	.802	0	2	2
2023	TORONTO (AL)	.306	135	571	69	175	30	<b>3</b>	20	73	27	0	115	5	3	.339	.475	.814	0	1	2
	Buffalo (IL)	.800	2	5	2	4	0	0	1	3	0	0	0	0	0	.667	1.400	2.067	0	1	0
	<b>Minor Totals</b>	.323	325	1307	244	422	111	15	38	220	120	3	250	73	23	.381	.518	.899	2	12	10
	<b>MAJOR TOTALS</b>	.299	528	2182	331	653	130	6	89	312	127	1	484	51	17	.340	.487	.827	0	8	11





**ALL-STAR GAME RECORD**

Year	League and City	AVG	G	AB	R	H	2B	3B	HR	RBI	BB	IBB	SO	SB	CS	OBP	SLG	OPS	SH	SF	HBP
2021	AL at COL	.000	1	1	0	0	0	0	0	0	0	0	1	0	0	.000	.000	.000	0	0	0
2023	AL at SEA	.000	1	1	0	0	0	0	0	1	0	0	0	0	0	.000	.000	.000	0	1	0
<b>TOTALS</b>		.000	2	2	0	0	0	0	0	1	0	0	1	0	0	.000	.000	.000	0	1	0

**WILD CARD RECORD**

Year	Club and Opp.	AVG	G	AB	R	H	2B	3B	HR	RBI	BB	IBB	SO	SB	CS	OBP	SLG	OPS	SH	SF	HBP
2020	TOR vs. TB	.000	2	6	0	0	0	0	0	1	1	0	1	0	0	.125	.000	.125	0	1	0
2022	TOR vs. SEA	.250	2	8	1	2	1	0	0	0	1	0	1	1	0	.333	.375	.708	0	0	0
2023	TOR vs. MIN	.500	2	8	1	4	0	0	0	0	0	0	2	0	0	.500	.500	1.000	0	0	0
<b>TOTALS</b>		.273	6	22	2	6	1	0	0	1	2	0	4	1	0	.320	.318	.638	0	1	0

**HOME RUN BREAKDOWN**

Total	H	A	ONE GAME											
			2	3	4	GS	LO	XN	IP	PH	RHP	LHP		
89	38	51	7	1	0	2	3	1	0	0	0	0	67	22

**TRANSACTIONS**

- Selected by the Toronto Blue Jays in the 2nd round of the 2016 First-Year Player Draft
- On injured list (right knee sprain) from August 16-September 12, 2020

**GAME HIGHS**

<b>ML Debut</b>	July 29, 2019 at KC	<b>Stolen Bases</b>	2 – 2x, last: May 6, 2021 at OAK
<b>Runs</b>	5 – June 13, 2021 at BOS	<b>Last ML Home Run</b>	Sept. 24, 2023 at TB
<b>Hits</b>	5 – 3x, last: May 1, 2023 at BOS	<b>Longest Hitting Streak</b>	13G – 2x, last: June 13-28, 2023
<b>Home Runs</b>	3 – Sept. 5, 2022 at BAL (2)	<b>Longest On-Base Streak</b>	21G – June 19-July 18, 2021
<b>RBI</b>	5 – 3x, last: Sept. 5, 2022 at BAL (2)	<b>Longest Hitless Streak</b>	21AB – July 20-24, 2023

**MILESTONES**

Category	Date	Opponent	Pitcher	Notes
<b>Hit</b>	1 July 29, 2019	at Kansas City	Keller	Single
	500 April 14, 2023	Tampa Bay	Rasmussen	Groundrule Double
<b>Home Run</b>	1 July 31, 2019	at Kansas City	Junis	1R
<b>Multi-HR Game (7)</b>	7 Aug. 9, 2022	at Baltimore	Bradish, Baker	1R, 3R
<b>3-HR Game</b>	1 Sept. 5, 2022 (2)	at Baltimore	Vespi, Zimmermann (2)	3R, 1R, 1R
<b>Grand Slam HR</b>	1 April 25, 2022	Boston	Danish	8th inning
	2 June 22, 2022	at Chicago (AL)	Giolito	4th inning
<b>Leadoff HR</b>	1 Aug. 20, 2019	at Los Angeles (NL)	Kershaw	—
	2 Sept. 5, 2019	at Tampa Bay	Pruitt	—
	3 Sept. 9, 2021	at New York (AL)	Cortes Jr.	—
<b>Walk-off HR</b>	1 Sept. 13, 2019	New York (AL)	Lyons	1R, 12th inning
	2 April 14, 2021	New York (AL)	Green	1R, 9th inning
<b>Extra-Inning HR</b>	1 Sept. 13, 2019	New York (AL)	Lyons	1R, 12th inning
<b>RBI</b>	1 July 31, 2019	at Kansas City	Junis	HR, 1R
<b>Stolen Base</b>	1 Aug. 6, 2019	at Tampa Bay	Roe	3rd base, part of DS
			C-d'Arnaud	

**PROFESSIONAL CAREER:****MINORS:**

- Began his pro career in 2016 with 22 games for the GCL Blue Jays...Batted .427 with a 1.183 OPS while driving in 36 runs en route to a Post-Season All-Star selection.
- Started the 2017 season with Class-A Lansing and slashed .384/.448/.623 over 70 contests...Was a Futures Game Selection and a Mid-Season All-Star.
- Jumped up to Advanced-A Dunedin in July of 2017 and played 40 games there to round out his season...Hit .323 (53-for-164) while with Dunedin, including 14 extra-base hits and 23 RBI.
- His honours at the end of 2017 included MiLB.com Organizational All-Star, Post-Season All-Star, MiLB.com Fans' Choice for Breakout Prospect, MiLB.com Staff Choice for Best Offensive Player, Baseball America Minor League All-Star, Baseball America Low Class-A All-Star, Midwest League MVP, and Midwest League Prospect of the Year.
- Played his entire 2018 campaign for Double-A New Hampshire...Slashed .286/.343/.453 with 61 extra-base hits and 32 steals over 131 games...Named an Eastern League Mid-Season All-Star and was a Futures Game Selection...Started at shortstop and went 1-for-3 to help the U.S. Futures to a 10-6 victory.
- Ranked 1st in the Eastern League in hits (154), 1st in doubles (43), 1st in runs (95), 1st in total bases (244), T-1st in triples (7), 2nd in steals (32), T-5th in RBI (74) and 10th in batting average (.286)...Batted .346 (9-for-26) in six playoff games, including a double, two RBI and three stolen bases as the Fisher Cats claimed the Eastern League Championship.
- At the end of the season, was named an Eastern League Post-Season All-Star and an MiLB.com Organizational All-Star.



**2019:**

- Became the 1st player in team history to start his career with a hitting streak of 11 games, ahead of **Jesse Barfield** (8G in 1981) and **Ryan Goins** (8G in 2013)...Was also the 3rd longest by a player 21 years old or younger to begin a career, behind **Rocco Baldelli** (13G in 2013) and **Eddie Murphy** (12G in 1912)...Hit .408 (20-for-49) with nine doubles and four homers over that 11-game stretch.
- Went 16-for-42 (.381) when leading off the 1st inning (5-2B, 2HR, 3BB)...His .381 AVG in such at-bats led the Majors (min. 40 PA) and was the 7th highest by a rookie dating back to 1974 (when leadoff stats were first recorded)...His 1.065 OPS leading off for his team was 3rd highest that season and 3rd highest by a rookie all-time (*courtesy STATS*).
- The 17-game on-base streak to start his career was the longest in team history (**Aaron Hill** - 9G in 2005) and tied for the 2nd longest all-time to begin a career by a player 21 or younger (**Rocco Baldelli** - 24G in 2003; **Bill Russell** - 17G in 1969).
- His 29 extra-base in his first 43 games tied **Ryan Braun** (2007) for the 2nd most ever in a player's first 43 career games, trailing only **Joe DiMaggio** (31 in 1936).
- Had his contract selected from Triple-A Buffalo on July 29 and made his **MLB debut** that night at KC...**Singled** in his 1st at-bat, becoming the 33rd player in team history to pick up a hit in his 1st career AB.
- Hit his **1st home run** off of **Jakob Junis** on July 31 at KC, doing so at 21 years and 148 days old to become the youngest player in team history to homer from the leadoff spot...Also doubled and singled for his 1st **three-hit game**...Tied a team record with six hits in his first three career games (5th time).
- Connected for his **2nd home run** on Aug. 4 at BAL, batting ahead of **Cavan Biggio**, forming the 1st set of rookie back-to-back home runs in team history.
- On Aug. 5 at TB, **homered** again, doing so in back-to-back games for the 1st time in his career...Became the 2nd Blue Jay all-time to hit three home runs in his first eight career games, joining **Carlos Delgado** (1993).
- Singled and doubled on Aug. 6 at TB, becoming the 1st player in MLB history to record 10 extra-base hits in his first nine games (7-2B, 3-HR), surpassing **Alvin Davis** (9 in 1984), **Trevor Story** (9 in 2016) and **Pete Alonso** (9 in 2019).
- Recorded his **4th home run** on Aug. 8 vs. NYY...Became the 8th Blue Jay to homer in his Rogers Centre debut.
- Had a **double** in nine straight games from July 31-Aug. 8, surpassing **Derrek Lee** (8G in 2000) and **Yadier Molina** (8G in 2016) for the longest in Major League history.
- His nine-game extra-base hit streak from July 31-Aug. 8 (9-2B, 4-HR) was the longest by a rookie since **Ted Williams** in 1939 (4th rookie all-time to do so).
- Singled twice and doubled twice on Aug. 12 vs. TEX for his 1st career **four-hit game**...Gave him 15 extra-base hits, the most in a player's first 15 career games in MLB history.
- At 21 years and 168 days old on Aug. 20 at LAD, established himself nationally in Los Angeles with two home runs off of **Clayton Kershaw**...Became the youngest Blue Jay all-time to hit a **leadoff home run**...In the 6th inning, hit his **2nd homer** off of **Kershaw** (6th player to ever do so) for his 1st career multi-HR game.
- Finished a triple shy of the cycle on Aug. 24 at SEA and joined **Carlos Delgado** as the only Blue Jays to record eight home runs in their first 25 career games.
- Registered 39 hits in August, the most by a Toronto rookie in any calendar month (**Alex Rios**, **Reed Johnson**, **Steve Stiggs** - 34), and the most by any Blue Jays batter since **Melky Cabrera** had 40 in April of 2014.
- Recorded his 2nd **multi-HR** game on Sept. 5 at TB...Became the 4th Blue Jays rookie to hit two leadoff home runs in a season, joining **Rick Bosetti** (1978), **Reed Johnson** (2003) and **Devon Travis** (2015)...Hit 10 homers in his first 34 MLB games, the most by any Blue Jay (**Carlos Delgado** - 8; **Brett Lawrie** - 8)...His **leadoff home run** came on the 13th pitch, the first leadoff homer in a plate appearance of at least 13 pitches since **Dave Martinez** hit the 15th pitch out for the Expos on June 23, 1989 at CHC...Marked the first Toronto homer on the 13th pitch or more since **Dave Berg** (13) on July 8, 2004 vs. SEA.
- Hit his 1st career **walk-off home run** in the 12th inning off **Tyler Lyons** on Sept. 13 vs. NYY, which was also his 1st career extra-inning home run...At 21 years, 192 days old, became the youngest Blue Jay ever to hit a walk-off homer, ahead of **Wille Canate** (21.219 on July 18, 1993 vs. KC), and the youngest to hit an extra-inning blast, ahead of **Brett Lawrie** (21.230 on Sept. 5, 2001 vs. NYY)...Also singled, doubled and drew a walk as part of a 3-for-5 night.
- Was **hit by a pitch** on Sept. 19 vs. BAL by **Gabriel Ynoa** and missed the remainder of the season due to concussion symptoms.

**2020:**

- Doubled **twice** on July 30 at WAS, becoming the 6th player in MLB history with 20+ doubles in his first 50 career games.
- Hit his **1st home run** of 2020 on Aug. 6 at ATL...Was his 12th career homer, reaching the dozen homer mark the fastest in team history (53 games).
- Hit Toronto's **1st home run** at Sahlen Field in Buffalo, NY, on Aug. 11 vs. MIA...Homered in back-to-back games for the 1st time in 2020.
- Set a career high with **five hits** as he homered and singled four times on Aug. 12 vs. MIA...At 22 years old, became the youngest player in team history with a five-hit game, ahead of **Roy Howell** (23 in 1977), and the youngest to homer in three straight games...Also swiped two bases, becoming the only shortstop in the modern era with five hits, a home run and two stolen bases in the same game...The previous MLB player to accomplish such a feat was **Andrew McCutchen** on May 14, 2010 at CHC (5H, 1HR, 2SB).
- Belted a **three-run homer** on Aug. 14 vs. TB, becoming the youngest player in team history to homer in four consecutive games...Became just the 3rd player ever to record 38+ XBH in his first 59 games (**Joe DiMaggio** - 46; **Cody Bellinger** - 38).
- Went seven consecutive games with an extra-base hit and an RBI from Aug. 6-14, the longest streak by a shortstop since 1920 - when RBI became an official stat.
- Placed on the injured list with a right knee sprain from Aug. 16-Sept. 11...Among AL hitters at the time of his injury, ranked 2nd in AVG (.361), 4th in OPS (1.063), and 5th in SLG (.672).
- Strung together a 10-game hitting streak around his IL stint from Aug. 5-Sept. 12 (17-for-40, 2-2B, 5 HR, 11 RBI), one shy of his career best (11G from July 29-Aug. 8, 2019).
- Recorded his **1st career triple** on Sept. 20 at PHI...Also doubled giving him 42 career extra-base hits, tied for 5th most in MLB history by a player in his first 69 MLB games, behind **Joe DiMaggio** (50), **Ted Williams** (44), **José Abreu** (43) and **Bob Meusel** (43).
- Made his postseason debut in Game 1 of the ALWC on Sept. 29 at TB...Drove in Toronto's lone run with a **sac fly** in the 8th inning...Became the 2nd youngest player in franchise history to pick up a playoff RBI (**Junior Felix** - 22 in Game 3 and Game 4 of the 1989 ALCS vs. OAK).



**2021:**

- Tied for 1st in MLB (Trea Turner) with 58 multi-hit games while finishing 2nd with 191 hits, T-9th with 310 total bases, 15th with a .298 AVG, and T-15th with 102 RBI...His 25 stolen bases were tied for 9th most (1 CS).
- His 121 runs scored were the 2nd most in MLB, trailing only his teammate, **Vladimir Guerrero Jr.** (123).
- Led AL batters with 191 hits.
- Named an All-Star for the 1st time in his career, a reserve at shortstop...Went 0-for-1 while playing 4.0 innings at short.
- Became the only player in MLB history with 30+ HR, 200+ H, 20+ SB, 40+ 2B, 100+ RBI, 100+ R, and a .300 AVG in his first 162 career games.
- Doubled on April 4 at NYY for his [100th career hit](#) in what was his 78th game, setting the franchise record for fewest games to reach 100 career hits (2nd: **Alex Rios** - 85 games).
- Hit his first two home runs of the season on April 6 at TEX, his [3rd career multi-homer game](#)...Gave him a franchise-best 18 homers in his first 80 career games (2nd: **Fred McGriff** - 16)...His 47 XBH tied for 6th most in MLB history by a player in his first 80 games (9th with 187 total bases).
- Recorded a career-high [five RBI](#) on April 10 vs. LAA, tied for the most in a single game by a Blue Jays shortstop (last: **Troy Tulowitzki** - Aug. 10, 2016 vs. TB).
- [Homered twice](#) on April 14 vs. NYY, including his [2nd career walk-off](#) home run in the bottom of the 9th (also: Sept. 13, 2019 vs. NYY)...Was his 2nd multi-homer game of the season and 4th of his career.
- Dropped his [7th home run](#) on April 30 vs. ATL, tied for the most by a Blue Jays shortstop in the month of April (also: **Alex Gonzalez** in 2010)...Homered in consecutive games for the 3rd time in his career.
- Followed a **Marcus Semien** leadoff home run with his [9th longball](#) on May 16 vs. PHI...Marked the 5th time in team history that the first two batters of a game homered (last: **Curtis Granderson** & **Lourdes Gurriel Jr.** on July 27, 2018 at CWS).
- Swatted a [home run in both games](#) of the doubleheader on May 27 at NYY, the 12th player in Blue Jays history to do so.
- Set a career high with his [12th homer](#) of the year on June 12 at BOS, eclipsing the 11 bombs he hit in 2019...The blast travelled 468 feet, the farthest hit ball of his career.
- Went 4-for-5 with a walk and five runs scored on June 13 at BOS, becoming the 3rd player in franchise history with a four-hit, five-run game (**Orlando Hudson** - May 13, 2004 vs. BOS; **Josh Donaldson** - May 26, 2015 vs. CWS)...Cranked his [13th longball](#), homering in consecutive games for the 3rd time in 2021 (5th career)...Was his 1st four-hit game of the season.
- Became the fastest player in franchise history to [30 career home runs](#) with a blast on June 15 vs. NYY, doing so in his 140th game (2nd: **Lourdes Gurriel Jr.** - 143 games).
- Had a career-long 21 game on-base streak from June 19-July 18 (1)...Went 30-for-86 (.349) with four doubles, two home runs, and 17 RBI over that span.
- Crushed his [20th longball](#) on Aug. 5 vs. CLE, his 10th go-ahead shot of the season...At 23 years of age, became the youngest shortstop in team history to reach the 20-homer mark in a season (2nd: **Tony Batista** - 25 years old in 1999).
- Went 2-for-5 on Aug. 28 at DET with an RBI and his 20th stolen base of the year...Joined **Paul Molitor** (20-for-20 in 1994) as the only Blue Jays ever with 20 straight successful stolen base attempts to start a season.
- Led off the night on Sept. 9 at NYY with his [22nd homer](#), his 1st leadoff bomb of the year (3rd career).
- Hit his [27th](#) and [28th](#) bombs on Sept. 29 vs. NYY, the most in a season by a Toronto shortstop (**Tony Batista** - 26 HR in 1999)...Reached 100 RBI for the 1st time in his career...Was his 3rd multi-homer game of the year and the 5th of his career.
- Went 2-for-3 on Sept. 30 vs. NYY with his 25th stolen base of the year...Became the 3rd player in team history with 25+ SB, 25+ HR, and 100+ RBI in a season, joining **Jose Canseco** (1998) and **Shawn Green** (1998).

**2022:**

- His 189 hits were the most among AL batters...Became the 1st player in franchise history to lead the AL in hits in multiple seasons (191 in 2021)...Also ranked T-2nd in doubles (43), T-3rd in total bases (306), T-6th in extra-base hits (68), and T-8th in RBI (93).
- Set personal bests with 43 doubles and 41 walks.
- Broke a 2-2 tie in the 8th inning on April 25 vs. BOS with his 1st career [grand slam](#), the 1st slam by a Blue Jay in 2022.
- Connected for his 2nd career [grand slam](#) on June 22 at CWS, also doing so earlier in the season on April 25 vs. BOS.
- Strung together a career-high [13-game hitting streak](#) from June 27-July 8, going 15-for-54 (.278) with six extra-base hits and six RBI (.742 OPS).
- Plated a run with a sac fly in the 6th inning on July 30 vs. DET, marking the 200th RBI of his career...Became the 6th-fastest shortstop to reach 200 RBI in the post-war era, doing so in 334 games.
- Crushed his 16th and 17th homers on Aug. 9 at BAL, his 2nd multi-HR game of the season (7th career)...Had driven in eight runs in his last four games.
- Set a career high with his 31st double of the year on Aug. 26 vs. LAA (30 in 2021).
- Crushed a trio of [home runs](#) for his 1st career three-homer game on Sept. 5...Went 6-for-10 with three homers and seven RBI between the two games of the doubleheader, becoming the 1st shortstop in AL history with 6+ hits and 3+ home runs in a single day.
- Went 4-for-5 with his 22nd home run on Sept. 6 at BAL, his 4th longball in the last two games and 5th in the last six contests...Marked his 5th career game with at least four hits (last: Sept. 5, 2021 vs. OAK)...Became the 13th player (17th time) in franchise history to notch 3+ hits in three straight games.
- Notched his 1st triple of the year to go with his 23rd home run on Sept. 9 at TEX, finishing the game 2-for-4 with three RBI...Marked his 5th home run in the last four games.
- Reached base in all 10 games of a road trip from Sept. 2-11, going 22-for-44 (.500) with six doubles, one triple, six home runs, and 18 RBI (1.175 SLG)...His 18 RBI were the most ever by a shortstop on a single road trip of no more than 10 games, surpassing Montreal's **Hubie Brooks** (15 RBI in 1987).
- Named AL Player of the Week for Sept. 5-11, his 1st career nod...Batted .500 (16-for-32) across seven contests with four doubles, a triple, five home runs, and 13 RBI (1.156 SLG).
- Recorded his 42nd [double](#) of the campaign on Sept. 22 at TB, the most ever by a Blue Jays shortstop, surpassing **Tony Fernández** (41 in 1988).
- Went 48-for-119 (.403) with 11 doubles, one triple, seven home runs, and 27 RBI over 28 games in Sept. (.689 SLG, 1.134 OPS)...Led all MLB hitters in Sept. in hits, extra-base hits, RBI, and total bases...His 48 knocks were the most ever by a Blue Jay in any calendar month (**Tony Fernández** - 47 in June 1986; **Lloyd Moseby** - 47 in Aug. 1983).
- Picked up his 1st career postseason hit with a [single](#) in the bottom of the 3rd during Game 1 of the ALWC vs. SEA on Oct. 7.

**Career-Highs - Statcast**

	Speed/Distance	Date
<b>Hardest Hit Ball:</b>	<a href="#">115.5 MPH</a>	April 17, 2021 at KC
<b>Farthest Hit Ball:</b>	<a href="#">468 feet</a>	June 12, 2021 at BOS
<b>Top Sprint Speed:</b>	<a href="#">30.1 ft/s</a>	Aug. 27, 2019 vs. ATL





# BIGGIO CAVAN



INFIELDER

BIRTHDATE ..... April 11, 1995  
 OPENING DAY AGE ..... 28  
 BIRTHPLACE ..... Houston, TX  
 RESIDENCE ..... Houston, TX  
 INSTAGRAM ..... @cb\_2\_3

BATS/THROWS ..... L/R  
 HEIGHT/WEIGHT ..... 6-2/200  
 CONTRACT STATUS ..... signed thru 2024  
 M.L. SERVICE ..... 4.129  
 OPTIONS USED ..... 0 of 3

## PERSONAL:

- Cavan Thomas Biggio.
- Son of seven-time All-Star, five-time Silver Slugger, four-time Gold Glove Award winner and Hall of Famer **Craig Biggio**, who played his entire 20-year career with the Houston Astros.
- Attended St. Thomas High School in Houston, TX, and was selected by the Phillies in the 29th round of the 2013 draft but did not sign.
- Went on to play for the University of Notre Dame...Batted .246 in his freshman year, .258 as a sophomore, and .311 in his junior year.
- Ranked by Baseball America as Toronto's 9th-best prospect heading into the 2019 season (10th by MLB).
- Participated in the 2020 Blue Jays Winter Tour in Calgary, AB.

## LAST SEASON:

- Played in a career-high 111 games, taking the field at first base (20G), second base (49G), third base (13G), right field (27G), and also shortstop for the 1st time in his career...Spent 3.0 innings in left field during the playoffs.
- Smacked his **1st home run** of the year on April 6 at KC, a solo shot in the 4th inning.
- Delivered a pinch-hit, solo **home run** in the 8th inning on May 24 at TB...Was his 3rd HR of the season and his 1st career blast as a pinch-hitter.
- Hit a game-winning three-run **home run** in the 8th inning on June 11 vs. MIN, his 5th jack of the year.
- Crushed his 2nd pinch-hit home run in the 8th inning on June 13 at BAL...Became the 14th player in team history with multiple pinch-hit homers in a season.
- Belted a three-run blast in the 8th on June 25 vs. OAK...Marked his **7th jack of the year** in his 49th game, eclipsing his home run total from 2022 (6) in 48 fewer games.
- On Sept. 11 vs. TEX, went 1-for-2 with his 9th home run, two RBI, and a walk...Of his home runs, six were in the 8th or 9th inning.
- Went 23-for-80 (.288) with five doubles, one home run, 14 RBI, and 16 walks in his last 24 games (.796 OPS)...Recorded nine of his 20 multi-hit efforts for the year during that span.

*Bold – career high; Red – league high*

Year	Club and League	AVG	G	AB	R	H	2B	3B	HR	RBI	BB	IBB	SO	SB	CS	OBP	SLG	OPS	SH	SF	HBP
2016	Vancouver (NWL)	.282	53	202	24	57	11	3	0	21	29	0	28	9	3	.382	.366	.748	0	2	5
	Lansing (MID)	.222	9	36	3	8	1	0	0	5	4	0	7	2	0	.310	.250	.560	0	1	1
2017	Dunedin (FSL)	.233	127	463	75	108	17	5	11	60	74	3	140	11	7	.342	.363	.705	6	7	6
2018	New Hampshire (EAS)	.252	132	449	80	113	23	5	26	99	100	4	148	20	8	.388	.499	.887	1	8	5
2019	Buffalo (INT)	.312	43	138	23	43	8	1	6	27	34	0	28	5	1	.448	.514	.962	0	1	1
	TORONTO (AL)	.234	100	<b>354</b>	<b>66</b>	<b>83</b>	17	<b>2</b>	<b>16</b>	<b>48</b>	<b>71</b>	0	<b>123</b>	<b>14</b>	0	.364	.429	.793	0	2	2
2020	TORONTO (AL)	.250	59	220	41	55	16	0	8	28	41	0	61	6	0	.375	.432	.807	0	0	3
2021	Buffalo (AAA)	.182	22	77	15	14	2	0	3	11	11	0	26	0	0	.289	.325	.614	0	1	1
	TORONTO (AL)	.224	79	250	27	56	10	1	7	27	37	2	78	3	1	.322	.356	.678	<b>1</b>	<b>4</b>	<b>1</b>
2022	Buffalo (IL)	.276	10	29	9	8	3	0	0	3	10	1	6	2	0	.462	.379	.841	0	0	0
	TORONTO (AL)	.202	97	257	43	52	<b>18</b>	1	6	24	38	0	85	2	0	.318	.350	.668	<b>1</b>	<b>1</b>	<b>6</b>
2023	TORONTO (AL)	.235	<b>111</b>	289	54	68	12	0	9	40	40	0	88	5	2	.340	.370	.710	0	2	<b>7</b>
	<b>Minor Totals</b>	.252	396	1394	229	351	65	14	46	226	262	8	383	49	19	.373	.418	.791	7	20	19
	<b>MAJOR TOTALS</b>	.229	446	1370	231	314	73	4	46	167	227	2	435	30	3	.345	.389	.734	2	9	19

## WILD CARD RECORD

Year	Club and Opp.	AVG	G	AB	R	H	2B	3B	HR	RBI	BB	IBB	SO	SB	CS	OBP	SLG	OPS	SH	SF	HBP
2020	TOR vs. TB	.125	2	8	0	1	1	0	0	0	0	0	6	0	0	.125	.250	.375	0	0	0
2023	TOR vs. MIN	.125	2	8	0	1	0	0	0	0	0	0	3	0	0	.125	.125	.250	0	0	0
	<b>TOTALS</b>	.125	4	16	0	2	1	0	0	0	0	0	9	0	0	.125	.188	.313	0	0	0

## HOME RUN BREAKDOWN

Total	ONE GAME											
	H	A	2	3	4	GS	LO	XN	IP	PH	RHP	LHP
46	20	26	2	0	0	1	1	0	0	2	41	5

## TRANSACTIONS

- Selected by the Toronto Blue Jays in the 5th round of the 2016 First-Year Player Draft
- On injured list (cervical spine ligament sprain) from May 22-June 10, 2021
- On injured list (mid-back tightness) from Aug. 3-Sept. 27, 2021

BIOGRAPHIES

LAST SEASON

HISTORY

RECORDS

OPPONENTS

PLAYER DEV.

MEDIA & MISC.



## GAME HIGHS

<b>ML Debut</b>	May 24, 2019 vs. SD	<b>Stolen Bases</b>	2 – Sept. 17, 2019 at BAL
<b>Runs</b>	3 – 6x, last: April 5, 2021 at TEX	<b>Last ML Home Run</b>	Sept. 11, 2023 vs. TEX
<b>Hits</b>	4 – Sept. 17, 2019 at BAL	<b>Longest Hitting Streak</b>	7G – Sept. 17-23, 2019
<b>Home Runs</b>	2 – 2x, last: June 17, 2019 vs. LAA	<b>Longest On-Base Streak</b>	32G – Aug. 23, 2019-July 26, 2020
<b>RBI</b>	4 – 3x, last: Sept. 17, 2019 at BAL	<b>Longest Hitless Streak</b>	17AB – 2x, last: Sept. 10-16, 2022

## MILESTONES

Category	Date	Opponent	Pitcher	Notes
<b>Hit</b>	1 May 26, 2019	San Diego	Erlin	Single
<b>Home Run</b>	1 May 26, 2019	San Diego	Wisler	1R
<b>Multi-HR Game</b>	1 June 13, 2019	at Baltimore	Ynoa, Lucas	1R, 1R
	2 June 17, 2019	Los Angeles (AL)	García, Peña	1R, 2R
<b>Grand Slam HR</b>	1 June 29, 2019	Kansas City	Bailey	5th inning
<b>Leadoff HR</b>	1 Aug. 7, 2020	at Boston	Weber	—
<b>Pinch-hit HR</b>	1 May 24, 2023	at Tampa Bay	Adam	1R, 8th inning
	2 June 13, 2023	at Baltimore	Voth	1R, 8th inning
<b>RBI</b>	1 May 26, 2019	San Diego	Wisler	1R, HR
<b>Stolen Base</b>	1 June 1, 2019	at Colorado	Gray	2nd base
			C-Wolters	

## PROFESSIONAL CAREER:

## MINORS:

- Kicked off his pro career in 2016 with the Class-A (short) Vancouver Canadians...Hit .282 with 14 extra-base hits and 21 RBI there...Was named a Mid-Season All-Star...Promoted to Class-A Lansing for nine games to round out his campaign...Batted .222 with a double and four RBI for the Lugnuts.
- Played his entire 2017 season for Advanced-A Dunedin...Led the Florida State League with 75 runs and 74 walks while ranking T-8th in RBI (60)...Named a Florida State League Mid-Season All-Star.
- Spent all of 2018 with Double-A New Hampshire...Led the Eastern League in home runs (26), walks (100), slugging percentage (.499) and OPS (.887)...Ranked 2nd in RBI (99), 3rd in OBP (.388), 4th in total bases (244), T-8th in triples (5) and T-10th in stolen bases (20)...Named a Mid-Season All-Star for the third straight year...In the playoffs, went 6-for-20 (.300) with a double, a home run, six walks (.462 OBP) and nine RBI across six games to help the Fisher Cats to an Eastern League Championship...At season's end, claimed Eastern League Most Valuable Player and Eastern League Rookie of the Year...Was also named an MLB.com Organizational All-Star and a Post-Season All-Star.
- Played for the Surprise Saguaros in the Arizona Fall League and was named one of the 2018 Rising Stars as he slashed .262/.400/.415 with four doubles, two homers, and 10 RBI over 19 games.

## 2019:

- Finished 5th in AL Rookie of the Year voting.
- Ended the season on a [29-game](#) on-base streak, the longest by a Blue Jay in 2019 and the longest ever by a Toronto rookie (**Russ Adams** - 27G in 2005)...Had seven doubles, two triples, six home runs, 17 RBI, and 25BB/34K for a .446 OBP over that stretch...Marked the longest on-base streak by a Blue Jay since **Jose Bautista's** 33-game stretch in 2016.
- His walk rate of 6.06 PA/BB was 4th highest in MLB (min. 4.00PA).
- Posted a .364 on-base percentage, the highest among AL rookies and the 3rd highest ever by a Toronto rookie (**Eric Hinske** - .365 in 2002; **John Olerud** - .364 in 1990).
- Recorded 71 walks through his first 100 career games, the most ever by a Blue Jay.
- Became the 5th player in MLB history with at least 16 home runs, 71 walks, and 14 stolen bases in a rookie campaign (last: **Scott Rolen** in 1997).
- Did not ground into any double plays in 68 opportunities, the 2nd most without doing so among all MLB hitters.
- Had his contract selected from Triple-A Buffalo on May 24 and made his **MLB debut** that night vs. SD (0-for-3, 2K)...Along with **Vladimir Guerrero Jr.**, became the 1st sons of baseball Hall of Famers to play on the same team.
- Collected his **1st MLB hit** on May 26 vs. SD as he singled in the 2nd inning...Then hit his **1st career home run** in the 4th, a solo blast into the 4th deck off of **Matt Wisler**...Added a single in the 5th inning, becoming the 10th player in Blue Jays history to record a three-hit game within his first three MLB contests (last: **Rowdy Tellez** - Sept. 6, 2018 vs. CLE).
- On June 13 at BAL, became the 5th player in Blue Jays history to have a **multi-HR game** within his first 15 career contests, joining **Doug Ault**, **Carlos Delgado**, **J.P. Arencibia** (2x), and **Vladimir Guerrero Jr.**
- Recorded his **2nd multi-HR game** on June 17 vs. LAA, joining **J.P. Arencibia** (Aug. 7, 2010 vs. TB and April 1, 2011 vs. MIN) as the only batters in team history with two multi-HR games within their first 19 career games.
- Notched his **1st career grand slam** on June 29 vs. KC...Was the 3rd go-ahead grand slam by a Blue Jays rookie all-time (**Glenallen Hill** - Sept. 1, 1989 vs. MIN; **Brett Lawrie** - Aug. 10, 2011 vs. OAK)...Set a career high with his four-RBI day.
- Reached 50 hits and 50 walks in 74 games, the fastest in team history (**Fred McGriff** - 92G in 1986-1987).
- On Aug. 4 at BAL, followed **Bo Bichette's** home run with his **9th blast** of the season...Marked the 1st time in franchise history that two rookies hit consecutive homers.
- Hit the **10th home run** of his career and his 1st off of a left-handed pitcher (**Ryan Yarbrough**) on Aug. 6 at TB.
- On Sept. 17 at BAL, joined **Kelly Gruber** (April 16, 1989 vs. KC) and **Jeff Frye** (Aug. 17, 2001 vs. TEX) as the only Blue Jays to **hit for the cycle**...Was his 1st career four-hit game and his 1st three-XB game...He and his dad, **Craig** (2002), became the 2nd father-son duo to ever record cycles, joining **Gary** and **Darley Ward**...Also stole two bases in a game for the 1st time...Donated his batting gloves from the game to the National Baseball Hall of Fame.
- Became the 9th Toronto rookie to ever reach the **15-HR mark** when he accomplished the feat on Sept. 19 at BAL.
- Became the 1st player in team history to **bunt for a double** when he beat the shift, pushing a ball over the head of a charging third baseman (**Joey Wendle**) on Sept. 27 vs. TB.
- Played in each of the Bisons' 43 games before his callup, batting .312 (43-for-138) with 15 extra-base hits, 27 RBI, and a 34BB/28K ratio.





**2020:**

- Tied for 3rd in the Majors with 265 plate appearances and finished T-4th in runs scored (41) as he played in all but one of Toronto's 60 games.
- Drew 41 walks, tied for 2nd most in the AL...His walk rate of 6.46 PA/BB ranked 4th.
- His .390 OBP when batting 1st was the 2nd highest in the AL (**DJ LeMahieu** - .423)...His .375 OBP for the season ranked 9th among AL batters.
- Registered a 15.6 chase percentage, the lowest among all qualified hitters (2nd: **Mike Trout** - 16.4%)...His 63.8% pitches taken marked the 4th highest rate in MLB.
- Led the team with 16 doubles, tied for 3rd most in the AL and tied for 6th most in the Majors.
- Played second base (37G), third base (10G), left field (1G), center field (3G), and right field (11G).
- Went 6-for-6 swiping bases to reach 20-for-20 in stolen base attempts for his career, the most successful consecutive attempts to begin a career in club history (**Shannon Stewart** - 10), and tied for 6th most in MLB history.
- Hit a **three-run homer** on Opening Night, July 24 at TB...Was Toronto's first Opening Day home run since **Kevin Pillar** on March 28, 2018 vs. NYY.
- Put together a 32-game on-base streak from Aug. 23, 2019-July 26, 2020...Recorded seven doubles, two triples, eight homers, 23 RBI, and 26BB/43K for a .444 OBP and a 1.036 OPS over the stretch...Was the longest active streak in the Majors, the 10th longest in team history, and the longest by a Blue Jay since **Jose Bautista's** 33-game streak in 2016.
- Hit his **1st career leadoff** home run on Aug. 7 at BOS.
- On Aug. 17 at BAL, went 3-for-5 with three RBI and his **6th homer** in a 7-2 Blue Jays win...He and **Randal Grichuk** became the 7th duo since 1920 (when RBI became a stat) to bat in the top two spots of the order and drive in all 7+ runs for a team.
- Drove in a run in the 10th inning on Aug. 21 at TB with a leadoff double for his 1st career **extra-inning hit** and RBI...Finished 3-for-3 with a walk to reach base four times.
- Recorded a 22-game on-base streak from Aug. 7-30, the longest active streak in MLB at the time and tied for 2nd longest in the AL in 2020 (**Alex Bregman** - 25; **José Abreu** - 22)...Went 26-for-81 (.321) with seven doubles, four homers, 14 RBI and 18 walks for a .461 OBP and 1.016 OPS during that span.
- On Sept. 12 vs. NYM, reached the **100-walk** milestone in what was his 145th career game, the fastest in team history (**Fred McGriff** - 182G)...Became the 9th player in MLB history to reach 100 career walks in 145 or fewer games.
- Scored his **100th career run** on Sept. 21 vs. NYY...Reached 100 runs the fastest in team history (154 games), ahead of **Eric Hinske** (159 games)...Became the 5th AL player all-time to reach 100 runs and 100 walks in his first 154 games...Became the 2nd player ever with 100 runs, 100 walks and 20 stolen bases in such a span, joining **Jim Gilliam** (150 games with Brooklyn in 1953).
- Made his postseason debut in Game 1 of the ALWC on Sept. 29 at TB...**Doubled** in the 8th inning for his 1st career playoff hit...Became the 9th Blue Jay all-time to pick up an extra-base hit in his 1st postseason game.

**2021:**

- Followed up a **Marcus Semien** blast with his **1st home run** of the season on April 5 at TEX, forming Toronto's 1st pair of back-to-back homers of 2021.
- Had his 20-for-20 career streak of stolen bases snapped on May 7 at HOU...Were the most successful attempts to begin a career in club history (**Shannon Stewart** - 10), and tied for 6th most in MLB history.
- Hit his **3rd homer** of the year on May 8 at HOU...Was the 1st of his career at Minute Maid Park where his father, **Craig Biggio**, hit 79 home runs (T-3rd all-time).
- Landed on the injured list with a cervical spine ligament sprain from May 22-June 10.
- Launched his **5th longball** on June 13 at BOS, homering in back-to-back games for the 2nd time in his career (also: Aug. 30-31, 2019).
- Placed on IL for the second time in 2021 with mid-back tightness from Aug. 3-Sept. 27.
- Went **3-for-4** with an RBI on Oct. 1 vs. BAL, his 1st game since Aug. 3.
- Played 22 total rehab games with Triple-A Buffalo, batting .182 (14-for-77) with two doubles, three homers, and 11 RBI.


**2022:**

- Played 13 games in April to start the year before being placed on the COVID-related IL from April 25-May 16.
- Batted .294 (25-for-85) with 13 extra-base hits and 12 RBI for a .940 OPS in his first 29 games back in the Majors from the COVID-related IL from May 27-July 3.
- Went 2-for-4 with his 1st **home run** of the year on June 20 at CWS...Snapped a career-long streak of 39 homerless games.
- Crushed a solo shot on Aug. 8 at BAL for his 3rd jack of the season...Marked his 9th career home run vs. the O's, his most against any team.
- Tucked his 4th homer into the 2nd deck on Aug. 31 vs. CHC, his 1st **home run** at Rogers Centre since July 19, 2021 vs. BOS.
- Connected for his 6th home run of the year on Sept. 5 at BAL (2), the 3rd dinger in his last five games.
- Notched his career-best 18th **double** of the campaign on Sept. 10 at TEX (17 in 2019).

**Career-Highs - Statcast**

	Speed/Distance	Date
<b>Hardest Hit Ball:</b>	<a href="#">109.8 MPH</a>	May 4, 2023 at BOS
<b>Farthest Hit Ball:</b>	<a href="#">429 feet</a>	July 27, 2019 vs. TB
<b>Top Sprint Speed:</b>	29.8 ft/s	Sept. 13, 2019 vs. NYY





NON-ROSTER

# BRITTON

## ZACH

# 74

CATCHER

BIRTHDATE ..... September 9, 1998  
 OPENING DAY AGE ..... 25  
 BIRTHPLACE ..... Batesville, IN  
 RESIDENCE ..... Batesville, IN  
 INSTAGRAM ..... @ztbizz

BATS/THROWS ..... L/R  
 HEIGHT/WEIGHT ..... 6-1/200  
 CONTRACT STATUS ..... signed thru 2024  
 M.L. SERVICE ..... 0.000  
 OPTIONS USED ..... 0 of 3

### PERSONAL:

- Zachary Tyler Britton.
- Spent three seasons at the University of Louisville from 2018-2020...Batted .322 in his junior year with 12 extra-base hits and 12 RBI for a .988 OPS over 17 games.
- Named a Rawlings Preseason All American in 2017 with the Central All Region 1st Team.
- Ranked the 4th-best high school prospect in the state of Indiana in 2017, and the top catcher.

### LAST SEASON:

- Made his second trip to Spring Training, playing in 16 games and going 6-for-27 (.222) with a double, a triple, two homers, and five RBI.
- Spent the season at Double-A New Hampshire...Limited to only 17 games played due to injuries, batting .218 (12-for-55) with a pair of doubles, a homer, four RBI, and 20 walks with a .736 OPS.
- Defensively, played two games behind home plate, five games in left field, four games in right field, and seven games as the team's designated hitter.

*Bold – career high; Red – league high*

Year	Club and League	AVG	G	AB	R	H	2B	3B	HR	RBI	BB	IBB	SO	SB	CS	OBP	SLG	OPS	SH	SF	HBP
2021	Dunedin (LASE)	.225	79	267	50	60	18	0	7	35	48	0	102	5	1	.372	.371	.743	0	2	16
2022	Vancouver (NORW)	.239	57	188	34	45	15	1	7	25	41	0	70	10	2	.390	.441	.831	0	1	6
	New Hampshire (EL)	.234	19	64	14	15	5	0	3	8	12	0	17	0	0	.355	.453	.808	0	0	0
2023	New Hampshire (EL)	.218	17	55	10	12	2	0	1	4	20	1	16	3	0	.427	.309	.736	0	0	0
<b>Minor Totals</b>		.230	172	574	108	132	40	1	18	72	121	1	205	18	3	.382	.397	.779	0	3	22

### TRANSACTIONS

- Selected by the Toronto Blue Jays in the 5th round of the 2020 First-Year Player Draft

### PROFESSIONAL CAREER:

#### MINORS:

- Spent his first professional season in 2021 with Single-A Dunedin...Batted .225 (60-for-267) over 79 games with 18 doubles, seven home runs, and 35 RBI with 48 walks (.372 OBP, .743 OPS).
- Caught 44 games for the Dunedin Blue Jays, committing two errors over 347.2 innings (.995 fielding %)...Also started eight games in the outfield and 27 as the DH.
- Named an MiLB.com organizational All-Star.
- Began the 2022 campaign with High-A Vancouver before earning a call-up to Double-A New Hampshire in July.
- Played 76 games between the Canadians and Fisher Cats, hitting .238 (60-for-252) with 20 doubles, a triple, 10 home runs, and 33 RBI while drawing 53 walks (.381 OBP, .826 OPS).
- Caught 37 games while appearing in 19 contests in left field and 18 as the designated hitter...Committed just one error in 308.0 innings behind the plate for a .997 fielding percentage.
- Played 14 games for the Salt River Rafters in the Arizona Fall League...Batted .404 (19-for-47) with three doubles, a triple, a homer, and 13 RBI with seven walks for a .482 OBP and a 1.057 OPS...Was named to the AFL Rising Stars team.

### YOUNGEST POSITION PLAYERS TO APPEAR ON OPENING DAY FOR TORONTO

PLAYER	DATE	OPPONENT	AGE
Ted Wilborn	04/05/1979	KC	20 years, 110 days
Alex Gonzalez	04/04/1994	CWS	20 years, 361 days
Travis Snider	04/06/2009	DET	21 years, 63 days
Sil Campusano	04/04/1988	KC	21 years, 95 days
Vladimir Guerrero Jr.	07/24/2020	TB	21 years, 130 days
Lloyd Moseby	04/09/1981	DET	21 years, 155 days





# BROCK T.J.

# 62 PITCHER

**NON-ROSTER**

BIRTHDATE ..... August 10, 1999  
OPENING DAY AGE ..... 24  
BIRTHPLACE ..... Cincinnati, OH  
RESIDENCE ..... Tampa, FL  
INSTAGRAM ..... @tjbrock3

BATS/THROWS ..... R/R  
HEIGHT/WEIGHT ..... 6-1/210  
CONTRACT STATUS ..... signed thru 2024  
M.L. SERVICE ..... 0.000  
OPTIONS USED ..... 0 of 3

### PERSONAL:

- Thomas J. Brock.
- Graduated from Country Day High School in his hometown of Cincinnati Ohio...Named Preseason All-American, All-Conference, IMG Batting Champion, High School Athlete of the year and Perfect Game All-Tournament...Also a first team all-league selection as a basketball player.
- Attended Ohio State University, appearing in 54 games (one start) across four years posting a 5.68 ERA (49 ER/77.2 IP) with 50 walks and 90 strikeouts...Named OSU Scholar-Athlete in 2019 and All-Big Ten Third team in 2021.
- Played for the Couituit Kettleers of the Cape Code league in both 2021 and 2022, making 12 combined appearances (8 starts) going 3-3 with a 2.61 ERA (11 ER/38.0 IP), 14 walks and 30 strikeouts.
- His father, **Tom Brock**, played baseball at the University of Michigan and was drafted by the Seattle Mariners in the 46th round of the 1988 First-Year Player Draft.
- Listed as the Blue Jays 25th-best prospect entering the 2024 season, according to Baseball America...Ranked as the 30th-highest prospect according to MLB.com.

### LAST SEASON:

- Made his first appearance at MLB Spring Training, allowing two hits, two runs, and a walk in 0.1 inning.
- Started the campaign at Vancouver before being promoted to Double-A New Hampshire.
- Across 47 combined appearances, went 6-1 with nine saves, a 4.78 ERA (28 ER/52.2 IP), 23 walks, and 87 punchouts.
- Recorded a 37% strikeout percentage and a 14.9 strikeout-per-nine rate.

*Bold – career high; Red – league high*

Year	Club & League	W-L	ERA	G	GS	CG	SHO	SV	IP	H	R	ER	HR	HB	BB	IBB	SO	WP	BK	AVG
2022	Dunedin (FL)	0-0	0.00	1	0	0	0	0	1.0	0	0	0	0	0	0	0	2	0	0	.000
	Vancouver (NORW)	1-0	5.56	9	0	0	0	1	11.1	13	7	7	1	1	6	0	20	3	0	.289
2023	Vancouver (NORW)	4-0	1.77	15	0	0	0	4	20.1	8	4	4	1	2	9	0	31	3	0	.119
	New Hampshire (EL)	2-1	6.68	32	0	0	0	9	32.1	38	27	24	7	4	14	0	56	10	0	.281
	<b>Minor Totals</b>	7-1	4.85	57	0	0	0	14	65.0	59	38	35	9	7	29	0	109	16	0	.236

### TRANSACTIONS

- Selected by the Toronto Blue Jays in the 6th round of the 2022 First-Year Player Draft

### PROFESSIONAL CAREER:

#### MINORS:

- Split his first professional season in 2022 between Single-A Dunedin and High-A Vancouver...Made 10 combined appearances, recording a 5.11 ERA (7 ER/11.1 IP) with six walks and 20 strikeouts.

### TORONTO, YOUNGEST PITCHERS MLB DEBUT - ALL-TIME

PLAYER	DATE	OPPONENT	AGE
Elvis Luciano	03/31/2019	vs. DET	19 years, 44 days
Roberto Osuna	04/08/2015	at NYY	20 years, 60 days
Miguel Castro	04/06/2015	at NYY	20 years, 103 days
Victor Cruz	06/24/1978	at CLE	20 years, 182 days
Jeff Byrd	06/20/1977	vs. CLE	20 years, 221 days
Phil Huffman	04/10/1979	at CWS	20 years, 294 days





NON-ROSTER

# BURNETTE

## JIMMY

89  
PITCHER

BIRTHDATE ..... October 19, 1998  
 OPENING DAY AGE ..... 25  
 BIRTHPLACE ..... Chicago, IL  
 RESIDENCE ..... Chicago, IL  
 INSTAGRAM ..... @jimmy.burnette2

BATS/THROWS ..... L/L  
 HEIGHT/WEIGHT ..... 6-2/205  
 CONTRACT STATUS ..... signed thru 2024  
 M.L. SERVICE ..... 0.000  
 OPTIONS USED ..... 0 of 3

### PERSONAL:

- James William Burnette.
- Played for three years at the University of Illinois at Urbana-Champaign from 2018-2020 before spending 2021 at St. Leo University in Florida.
- Helps coach a youth baseball program in Chicago called Top Tier Baseball, which he played in as a child.

### LAST SEASON:

- Made his first appearance at MLB Spring Training, playing in four games and posting a 2.70 ERA (1 ER/3.1 IP) with a walk, five strikeouts, and a save.
- Began the 2023 campaign at Double-A New Hampshire, before being promoted to Triple A-Buffalo...Between the two levels, made 42 appearances combined going 2-3 with a 7.87 ERA (37 ER/42.1 IP), 36 walks, 63 strikeouts, five saves in eight save opportunities, and a 1.80 WHIP.
- Posted a 13.4 strikeout-per-nine rate and a 30% strikeout percentage.

*Bold – career high; Red – league high*

Year	Club & League	W-L	ERA	G	GS	CG	SHO	SV	IP	H	R	ER	HR	HB	BB	IBB	SO	WP	BK	AVG
2021	Blue Jays (FCL)	0-1	15.43	3	0	0	0	0	2.1	5	4	4	0	0	2	0	2	0	0	.417
	Dunedin (LASE)	1-0	2.19	7	0	0	0	0	12.1	6	4	3	0	1	7	0	17	4	0	.146
2022	Vancouver (NORW)	1-3	3.79	13	0	0	0	4	19.0	12	10	8	2	5	11	0	38	1	0	.174
	New Hampshire (EL)	4-5	4.58	28	0	0	0	4	37.1	27	25	19	2	3	25	2	56	2	0	.199
2023	New Hampshire (EL)	0-0	2.63	13	0	0	0	5	13.2	10	5	4	0	3	9	0	26	0	0	.196
	Buffalo (IL)	2-3	10.36	29	0	0	0	0	28.2	30	35	33	4	6	27	0	37	2	0	.268
<b>Minor Totals</b>		6-9	4.31	51	0	0	0	8	71.0	50	43	34	4	9	45	2	113	7	0	.194

### TRANSACTIONS

- Selected by the Toronto Blue Jays in the 18th round of the 2021 First-Year Player Draft

### PROFESSIONAL CAREER:

#### MINORS:

- In 2021, split his first professional season between the FCL Blue Jays and Single-A Dunedin.
- Combined to appear in 10 games, going 1-1 with a 4.30 ERA (7 ER/14.2 IP) while holding batters to a .208 batting average.
- Went 5-8 with a 4.31 ERA (27 ER/56.1 IP) with 56 strikeouts and 25 walks during the 2022 season.
- Began the year with High-A Vancouver, pitching in 13 games for the Canadians (19.0 innings)...Faced 85 batters and struck out 38 of them for a 44.7 strikeout percentage.
- Received a midseason call-up to Double-A New Hampshire where he appeared in 28 contests...Pitched to a 4.58 ERA (19 ER/37.1 IP) and a 3.36 FIP with the Fisher Cats.

### TORONTO, LONGEST CONSECUTIVE BATTERS RETIRED STREAKS

BF	First	Last	Pitcher
26	08/04/1989	08/04/1989	Dave Stieb
25	04/13/2013	05/07/2013	Casey Janssen
25	05/31/2013	07/17/2013	Brett Cecil
25	06/17/1995	06/17/1995	David Cone
25	06/13/1991	06/19/1991	Jimmy Key
25	09/22/1982	09/28/1982	Jim Clancy





# CABRERA GÓNESIS

# 92

PITCHER

BIRTHDATE ..... October 10, 1996  
OPENING DAY AGE ..... 27  
BIRTHPLACE ..... Santo Domingo, D.R.  
RESIDENCE ..... Santo Domingo, D.R.  
INSTAGRAM ..... @cabby92

BATS/THROWS ..... L/L  
HEIGHT/WEIGHT ..... 6-2/200  
CONTRACT STATUS ..... signed thru 2024  
M.L. SERVICE ..... 4.011  
OPTIONS USED ..... 2 of 3

### PERSONAL:

- Gónesis Cabrera...Pronounced "YEN-e-sis".
- Signed by the Rays as an international free agent as a 17-year old out of the Dominican Republic in 2013.
- Did not allow a professional home run until his 193rd career batter faced during his 3rd professional season.
- Changed uniform number from 61 to 92 in 2020 with the Cardinals, becoming the 1st player in Major League history to wear uniform No. 92.
- Pitched six seasons for Lacey in the Dominican Winter League (2018-2023), appearing in 46 games (three starts) while posting a 1.38 ERA and 61 strikeouts in 45.2 innings.
- Since his MLB debut in 2019, has averaged 96.7mph on his fourseam fastball, the 6th-fastest mark among left-handed relievers over that span (min. 600 pitches).

### LAST SEASON:

- In his 29 games with Toronto, allowed seven earned runs (10R) in 23.2 frames of work for a 2.66 ERA, a 0.97 WHIP, and a .195 opponents' average (17H, 6BB, 20K).
- Matched **Joaquin Benoit** (18G in 2016) for the longest streak of ER-free appearances to begin a Blue Jays career.
- Kept left-handed hitters to a .198 AVG (20-for-101) for the season.
- Held a 5.06 ERA (18 ER/32.0 IP) and 1.56 WHIP in 32 games for the Cardinals to begin the year (18BB, 38K).
- Acquired from St. Louis in exchange for **Sammy Hernandez** on July 21.
- Made his Blue Jays debut on July 24 at LAD with a 1-2-3 6th inning (K).
- Struck out both batters faced in his Toronto postseason debut in Game 1 of the ALWC on Oct. 3 at MIN.

*Bold – career high; Red – league high*

Year	Club & League	W-L	ERA	G	GS	CG	SHO	SV	IP	H	R	ER	HR	HB	BB	IBB	SO	WP	BK	AVG
2014	Rays (DOSL)	2-1	2.45	14	1	0	0	0	29.1	20	9	8	0	0	3	0	26	3	0	.187
2015	Princeton (APPY)	0-0	3.18	5	2	0	0	0	17.0	16	6	6	0	2	4	0	19	1	0	.254
2016	Bowling Green (MIDW)	11-5	3.88	23	22	2	0	0	116.0	110	58	50	9	5	48	0	96	6	2	.255
2017	Charlotte (FL)	4-5	2.84	13	12	0	0	0	69.2	45	25	22	3	3	25	0	60	8	0	.185
	Montgomery (SOUL)	5-4	3.62	12	12	0	0	0	64.2	75	32	26	6	3	27	0	51	5	1	.292
2018	Montgomery (SOUL)	7-6	4.12	21	20	0	0	0	113.2	90	53	52	11	2	57	0	124	9	2	.218
	Springfield (TL)	1-3	4.74	5	5	0	0	0	24.2	24	15	13	3	0	13	0	21	2	0	.255
	Memphis (PCL)	0-0	0.00	1	0	0	0	0	2.0	0	0	0	0	0	1	0	3	0	0	.000
2019	ST. LOUIS (NL)	0-2	4.87	13	2	0	0	1	20.1	23	16	11	2	2	11	0	19	1	0	.274
	Memphis (PCL)	5-6	5.91	20	18	0	0	0	99.0	107	68	65	20	5	39	0	106	4	1	.276
2020	ST. LOUIS (NL)	4-1	2.42	19	0	0	0	1	22.1	10	9	6	3	4	16	0	32	3	0	.132
2021	ST. LOUIS (NL)	4-5	3.73	71	0	0	0	0	70.0	52	31	29	3	5	36	2	77	9	0	.209
2022	ST. LOUIS (NL)	4-2	4.63	39	0	0	0	1	44.2	39	24	23	8	4	20	3	32	1	0	.231
	Memphis (IL)	1-1	7.62	10	0	0	0	2	13.0	14	11	11	1	0	4	0	15	2	0	.264
2023	ST. LOUIS (NL)	1-1	5.06	32	0	0	0	0	32.0	32	18	18	6	0	18	0	38	0	1	.258
	TORONTO (AL)	1-0	2.66	29	0	0	0	0	23.2	17	10	7	2	2	6	3	20	1	0	.195
	2 TEAMS	2-1	4.04	61	0	0	0	0	55.2	49	28	25	8	2	24	3	58	1	1	.232
	Memphis (IL)	0-0	0.00	3	0	0	0	1	3.1	1	0	0	0	0	2	0	0	0	0	.091
<b>Minor Totals</b>		36-31	4.12	127	92	2	0	3	552.1	502	277	253	53	20	223	0	521	40	7	.243
<b>MAJOR TOTALS</b>		14-11	3.97	203	2	0	0	3	213.0	173	108	94	24	17	107	8	218	15	1	.219

### WILD CARD RECORD

Year	Club and Opp.	W-L	ERA	G	GS	CG	ShO	SV	IP	H	R	ER	HR	HB	BB	IBB	SO	WP	BK	AVG
2020	STL vs. SD	0-0	18.00	2	0	0	0	0	1.0	1	2	2	0	1	3	0	1	0	0	.500
2023	TOR vs. MIN	0-0	0.00	1	0	0	0	0	0.2	0	0	0	0	0	0	0	2	0	0	.000
<b>TOTALS</b>		0-0	5.40	5	0	0	0	0	3.1	2	2	2	0	1	3	0	4	0	0	.200

### DIVISION SERIES RECORD

Year	Club and Opp.	W-L	ERA	G	GS	CG	ShO	SV	IP	H	R	ER	HR	HB	BB	IBB	SO	WP	BK	AVG
2019	STL vs. ATL	0-0	0.00	1	0	0	0	0	1.0	1	0	0	0	0	0	0	1	0	0	.250

### CHAMPIONSHIP SERIES RECORD

Year	Club and Opp.	W-L	ERA	G	GS	CG	ShO	SV	IP	H	R	ER	HR	HB	BB	IBB	SO	WP	BK	AVG
2019	STL vs. WAS	0-0	0.00	1	0	0	0	0	0.2	0	0	0	0	0	0	0	0	0	0	.000

### TRANSACTIONS

- Signed by the Tampa Bay Rays on November 1, 2013
- Traded to the St. Louis Cardinals along with RHP Roel Ramirez and OF Justin Williams in exchange for OF Tommy Pham and future considerations on July 31, 2018
- Traded to the Toronto Blue Jays in exchange for C Sammy Hernandez on July 21, 2023

BIOGRAPHIES

LAST SEASON

HISTORY

RECORDS

OPPONENTS

PLAYER DEV.

MEDIA & MISC.





## GAME HIGHS

<b>ML Debut</b>	May 29, 2019 at PHI	<b>ER Allowed</b>	6 – Aug. 26, 2021 at PIT
<b>Innings Pitched:</b>		<b>HR Allowed</b>	2 – 4x, last: June 13, 2023 vs. SF
<b>Starter</b>	4.2 – June 4, 2019 vs. CIN	<b>Low Hit CG</b>	None
<b>Reliever</b>	4.0 – June 5, 2022 at CHC	<b>Last Win</b>	July 29, 2023 vs. LAA
<b>Walks:</b>		<b>Last Save</b>	June 22, 2022 at MIL
<b>Starter</b>	2 – 2x, last: June 4, 2019 vs. CIN	<b>Last CG</b>	None
<b>Reliever</b>	3 – 3x, last: Sept. 11, 2023 vs. TEX	<b>Last ShO</b>	None
<b>Strikeouts:</b>		<b>Last Start</b>	June 4, 2019 vs. CIN
<b>Starter</b>	5 – May 29, 2019 at PHI	<b>Last Relief App.</b>	Oct. 1, 2023 vs. TB
<b>Reliever</b>	5 – June 5, 2022 at CHC	<b>Longest Win Streak</b>	3G – Sept. 1, 2021-April 20, 2022
<b>Hits Allowed</b>	8 – June 4, 2019 vs. CIN	<b>Longest Losing Streak</b>	2G – 3x, last: Aug. 21-26, 2021
		<b>Scoreless Innings Streak</b>	14.2 – July 10-Aug. 19, 2021

## MILESTONES

Category	Date	Opponent	Notes
<b>Start</b>	1 May 29, 2019	at Philadelphia	L - 3.2 IP, 5H, 3ER, 1HR, 2BB, 5K
<b>Win</b>	1 Aug. 15, 2020	at Chicago (AL)	as a reliever - 1.0 IP, 1H, 2ER, 1HR, 1BB, 2K
<b>Save</b>	1 Sept. 5, 2019	San Francisco	3.0 IP, 3H, 3K

## PROFESSIONAL CAREER:

## MINORS:

- In 2014, began his professional career as a 17-year old with the Dominican Summer League Rays...Appeared in 14 games with 13 in relief before a 3.0-inning scoreless start in his final game of the season...Did not allow a home run to 110 total batters faced and only walked three batters the entire season over 29.1 innings.
- Made five appearances in 2015 with Rookie-level Princeton in the Appalachian League...Struck out a season-high seven batters over 3.0 innings on July 3 at Danville.
- Pitched the entire 2016 season at Class-A Bowling Green, setting career-highs in wins (11) and complete games (2)...Led the Midwest League with 11 wins and tied for 1st with two complete games...Selected to the Midwest League Mid-Season All-Star Team, pitching 1.0 inning and allowing a run on two hits in the game pitching the 2nd inning.
- Split the 2017 campaign between Advanced-A Charlotte and Double-A Montgomery, combining to post a 9-9 record with a 3.2 ERA over 24 starts (25 appearances) and striking out 111 batters in 134.1 innings.
- Helped Triple-A Memphis to a PCL Championship and Triple-A Championship in 2018...Acquired by the Cardinals along with OF Justin Williams and RHP Roel Ramirez from the Rays at the trade deadline for OF Tommy Pham and International Cap space...Named a Southern League All-Star and pitched a scoreless 3rd inning with two strikeouts for the South squad.
- Named the 2018-19 Dominican Winter League Rookie of the Year, posting a line of 0-0 with a 1.26 ERA and 21 strikeouts in 14.1 innings...Hurled 19-of-20 scoreless appearances while stranding 9-of-12 inherited runners.

## 2019:

- Tied the Pacific Coast League record by striking out nine consecutive batters on Aug. 24 vs. Omaha.
- Became the 2,000th player to appear in a game for the St. Louis Cardinals organization when he made his **MLB debut** on May 29 at PHI (3.2IP, 5H, 5R/3ER, HR, 2BB, 5K).
- Recorded the final out of the 2019 NLDS clinching Game 5 win at Atlanta in his 1st career postseason appearance.

## 2020:

- Led all Cardinals relievers with 32 strikeouts and ranked T-11th among NL relief pitchers.
- Entered the season ranked as the No. 4 prospect in the Cardinals organization by Baseball America.
- Made eight appearances of four outs or more, leading all Cardinals and tied for 9th most among NL relievers.
- Converted his 1st career save on Sept. 19 at PIT, tossing 1.2 scoreless innings.

## 2021:

- Posted career highs in appearances (71), strikeouts (77), and innings (70.0) while tying his single-season high in wins (4).
- Made 15 appearances of four outs or more with six season-high 2.0 inning performances, all scoreless.
- Ran a positive reverse split holding right-handers to a .178 average with two home runs and left-handers at .261 with only one home run.
- Ranked 4th in the National League with 43 inherited runners (17 scored).
- Hurled 89 pitches at 99 MPH or higher, ranking 4th among Major League left-handed pitchers (**José Alvarado** - 578, **Aroldis Chapman** - 244, **Gregory Soto** - 186).
- Ran off two scoreless streaks of 13.0 innings or more (14.2 from July 10-Aug. 19; 13.0 from May 3-29).

## 2022:

- Appeared in 39 games for the Cardinals but was optioned to Triple-A Memphis on Aug. 27 and finished the season there, going 1-1 with a 7.62 ERA in 10 appearances.
- Led the Cardinals with 13 Holds, tied for 6th most among NL left-handed relievers.
- Allowed three extra-base hits to LHH's in 67 plate appearances.
- Threw a career-high 4.0 relief innings on June 5 at CHC for the win...His 58 pitches marked his most ever in a relief appearance.
- Earned his 1st save of the season on June 22 at MIL, throwing 39 pitches for 2.0 hitless innings.

## Statcast Data

	2023	Career
<b>Strikeout %:</b>	24.3	23.6
<b>Walk %:</b>	10.0	11.6
<b>Hard Hit %:</b>	47.7	36.8
<b>Fastest Pitch:</b>	100.4 MPH	June 20, 2021 at ATL





# CLARKE PHILIP

# 71 CATCHER

BIRTHDATE ..... March 24, 1998  
OPENING DAY AGE ..... 26  
BIRTHPLACE ..... Atlanta, GA  
RESIDENCE ..... Nashville, TN  
INSTAGRAM ..... @philclarke

BATS/THROWS ..... L/R  
HEIGHT/WEIGHT ..... 5-11/195  
CONTRACT STATUS ..... signed thru 2024  
M.L. SERVICE ..... 0.000  
OPTIONS USED ..... 0 of 3

### PERSONAL:

- Philip Andrew Clarke.
- Went to high school at Christ Presbyterian Academy in Nashville, TN...Led the Lions to multiple district, sectional, and regional championships as well as a state championship in 2015...Ranked 166 on Baseball America's Top 500 coming out of high school.
- Attended Vanderbilt University...Batted .303 with eight home runs and 68 RBI in 64 games as he helped the Commodores to a College World Series title in 2019...Hit a team-best .360 (9-for-25) in six World Series games...Named American Baseball Coaches Association (ABCA) Third-Team All-American and was named to the Southeastern Conference All-Conference Team.
- Golfs in his spare time.

### LAST SEASON:

- Made his second career trip to MLB Spring Training, going 4-for-14 (.286) with a double, a home run, and three RBI, logging 15.0 innings behind the plate.
- Named an MiLB.com Organization All-Star, after spending most of the 2023 campaign at Double-A New Hampshire (69 games) and one appearance at Triple-A Buffalo...Batted .264 (57-for-216) with 10 doubles, six home runs, 18 RBI, 33 walks, and a .778 OPS...Made 65 starts behind the plate, logging 569.2 innings with 19 runners caught stealing.
- Led all Blue Jays Minor League backstops in home runs, also ranking 2nd in OPS.

*Bold – career high; Red – league high*

Year	Club and League	AVG	G	AB	R	H	2B	3B	HR	RBI	BB	IBB	SO	SB	CS	OBP	SLG	OPS	SH	SF	HBP
2019	Vancouver (NWL)	.257	37	144	24	37	5	0	2	16	21	0	22	1	0	.359	.333	.692	0	0	2
2021	Vancouver (HAW)	.248	87	327	49	81	18	1	6	48	35	1	60	1	1	.345	.364	.709	1	1	14
2022	New Hampshire (EL)	.234	77	248	33	58	9	0	4	33	38	0	44	2	1	.343	.319	.662	0	5	6
2023	New Hampshire (EL)	.260	69	215	38	56	10	0	6	18	33	0	37	6	0	.381	.391	.772	1	0	9
	Buffalo (IL)	1.000	1	1	0	1	0	0	0	0	0	0	0	0	0	1.000	1.000	2.000	0	0	0
<b>Minor Totals</b>		.249	271	935	144	233	42	1	18	115	127	1	163	10	2	.356	.354	.710	2	6	31

### TRANSACTIONS

- Selected by the Toronto Blue Jays in the 9th round of the 2019 First-Year Player Draft

### PROFESSIONAL CAREER:

#### MINORS:

- Drafted by the Blue Jays in June of 2019 and was assigned to Class-A (short) Vancouver to begin his professional career.
- Hit .257 with a .359 on-base percentage in 37 games.
- Threw out nine of 38 stolen base attempts (23.7%).
- Named a Northwest League Mid-Season All-Star.
- Spent the 2020 season training at The Bledsoe Agency with his teammate at the time, **Ryan Noda**.
- Lived with Vandy and then Blue Jays teammate **Austin Martin** for the summer of 2020.
- Spent his 2021 season with High-A Vancouver, appearing in 87 games while batting .248 with 18 doubles, a triple, six home runs, and 48 RBI (.709 OPS)...His 48 RBI were tied for the 4th most among all High-A catchers.
- Played the entirety of his 3rd Minor League season in 2022 with Double-A New Hampshire.
- Played in 77 games, batting .234 with 13 extra-base hits, 33 RBI, and a 38BB/44K ratio.
- Caught 59 games for the Fisher Cats, notching a .993 fielding percentage while throwing out 14 of 99 attempted basestealers.

BIOGRAPHIES

LAST SEASON

HISTORY

RECORDS

OPPONENTS

PLAYER DEV.

MEDIA & MISC.





# CLEMENT

## ERNIE

# 28

INFIELDER

BIRTHDATE ..... March 22, 1996  
 OPENING DAY AGE ..... 28  
 BIRTHPLACE ..... Rochester, NY  
 RESIDENCE ..... Pittsford, NY  
 INSTAGRAM ..... N/A

BATS/THROWS ..... R/R  
 HEIGHT/WEIGHT ..... 6-0/185  
 CONTRACT STATUS ..... signed thru 2024  
 M.L. SERVICE ..... 1.168  
 OPTIONS USED ..... 3 of 3

### PERSONAL:

- Ernie James Clement.
- Attended the University of Virginia from 2015-2017, earning third-team All-ACC selections in 2016 and 2017...Part of the Cavaliers run to the 2015 College World Series title, going 3-for-4 with an RBI in Game 2 of the final series against Vanderbilt...Fanned just 31 times in 745 career at-bats for the Cavs.
- Was named a 2017 Preseason All-American (first team by D1Baseball, second team by Baseball America).

### LAST SEASON:

- Was a non-roster invite to Oakland's Spring Training.
- Released by the A's on March 12 and signed by the Blue Jays on March 14.
- Recalled from Triple-A Buffalo on May 23...Made his Toronto debut that night at TB, going 1-for-1 while playing the final 2.0 innings at shortstop.
- Pitched the 8th inning on June 19 at MIA (1.0, 3H, ER), his 3rd career pitching performance and 1st as a Blue Jay.
- Drove in the game-winning run with a [pinch-hit single](#) in the 8th on June 20 at MIA.
- Hit his [1st home run as a Blue Jay](#) in the 5th inning on Sept. 1 at COL before notching his 1st career triple in the 9th... Finished the game 2-for-5 with three RBI.
- Went 3-for-5 with an [RBI single](#) in the 9th inning on Sept. 2 at COL...Was his 2nd career three-hit game (also: Aug. 6, 2021 vs. DET).
- His .388 AVG through his first 28 games with the team was the highest in franchise history over such a span (2nd: [Shea Hillenbrand](#) - .387 AVG in 2005).
- Appeared in 72 games for the Bisons, batting .348 (100-for-287) with 21 doubles, one triple, 11 home runs, and 58 RBI (.401 OBP, .945 OPS).

*Bold – career high; Red – league high*

Year	Club and League	AVG	G	AB	R	H	2B	3B	HR	RBI	BB	IBB	SO	SB	CS	OBP	SLG	OPS	SF	HBP	
2017	Mahoning Valley (NYP)	.280	45	175	32	49	9	1	0	13	6	0	12	6	2	.315	.343	.658	3	0	3
2018	Lake County (MIDW)	.267	54	221	34	59	14	1	1	15	23	1	21	11	6	.337	.353	.690	1	1	1
	Lynchburg (CARL)	.346	33	133	29	46	7	0	1	13	15	1	7	5	3	.425	.421	.846	3	1	4
	Akron (EL)	.246	15	65	9	16	5	1	0	5	3	0	7	2	1	.279	.354	.633	0	0	0
2019	Akron (EL)	.261	98	394	46	103	15	3	1	24	26	0	33	16	10	.314	.322	.636	4	6	7
	Columbus (IL)	.545	3	11	3	6	1	0	0	4	2	0	1	1	0	.615	.636	1.251	0	0	0
2021	CLEVELAND (AL)	.231	40	121	16	28	4	0	3	9	7	0	19	0	1	.285	.339	.624	3	0	2
	Akron (AAAE)	.143	2	7	0	1	1	0	0	0	0	0	3	0	0	.143	.286	.429	0	0	0
	Columbus (AAAE)	.250	33	124	11	31	12	1	1	10	9	0	22	2	1	.294	.387	.681	2	3	0
2022	CLEVELAND (AL)	.200	64	145	18	29	3	0	0	6	11	0	24	0	1	.264	.221	.485	2	1	2
	OAKLAND (AL)	.056	6	18	1	1	1	0	0	0	0	0	2	0	0	.056	.111	.167	0	0	0
	2 Teams	.184	<b>70</b>	<b>163</b>	<b>19</b>	<b>30</b>	<b>4</b>	0	0	<b>6</b>	<b>11</b>	0	<b>26</b>	0	1	.243	.209	.452	2	1	2
	Columbus (IL)	.238	21	80	13	19	2	1	4	17	6	0	8	0	0	.291	.438	.729	1	0	0
2023	TORONTO (AL)	<b>.380</b>	30	50	7	19	1	<b>1</b>	<b>10</b>	1	0	4	1	0	.385	.500	.885	0	1	0	
	Buffalo (IL)	.348	72	287	57	100	21	1	11	58	26	0	16	12	2	.401	.544	.945	3	3	1
	<b>Minor Totals</b>	.287	376	1497	234	430	87	9	19	159	116	2	130	55	25	.342	.395	.737	17	14	16
	<b>MAJOR TOTALS</b>	.231	140	334	42	77	9	1	4	25	19	0	49	1	2	.279	.299	.578	5	2	4

### HOME RUN BREAKDOWN

Total	ONE GAME										RHP	LHP		
	H	A	2	3	4	GS	LO	XN	IP	PH				
4	1	3	1	0	0	0	0	0	0	0	0	0	1	3

### TRANSACTIONS

- Selected by Cleveland in the 4th round of the 2017 First-Year Player Draft
- Claimed off waivers by the Oakland Athletics on Sept. 23, 2022
- Signed by the Toronto Blue Jays on March 14, 2023

### GAME HIGHS

<b>ML Debut</b>	June 13, 2021 vs. SEA	<b>Stolen Bases</b>	1 – July 1, 2023 vs. BOS
<b>Runs</b>	3 – June 28, 2021 vs. DET	<b>Last ML Home Run</b>	Sept. 1, 2023 at COL
<b>Hits</b>	3 – 2x, last: Sept. 3, 2023 at COL	<b>Longest Hitting Streak</b>	5G – 3x, last: Aug. 30-Sept. 4, 2023
<b>Home Runs</b>	2 – Aug. 13, 2021 at DET	<b>Longest On-Base Streak</b>	6G – Sept. 21, 2021-April 13, 2022
<b>RBI</b>	3 – 2x, last: Sept. 1, 2023 at COL	<b>Longest Hitless Streak</b>	17AB – 2x, last: June 19-July 3, 2022



## MILESTONES

Category	Date	Opponent	Pitcher	Notes
<b>Hit</b>	1 June 15, 2021	Baltimore	Harvey	Single
<b>Home Run</b>	1 August 13, 2021	at Detroit	Alexander	1R
<b>Multi-HR Game (1)</b>	1 August 13, 2021	at Detroit	Alexander, Holland	1R, 1R
<b>RBI</b>	1 June 17, 2021	Baltimore	López	Double
<b>Stolen Base</b>	1 July 1, 2023	Boston	Jansen c-Hamilton	2nd Base

## PROFESSIONAL CAREER:

### MINORS:

- In 2017, appeared in 45 games for Class-A (short) Mahoning Valley after signing his first pro contract on June 22.
- Split his 1st full professional season in 2018 between Class-A Lake County, Advanced-A Lynchburg, and Double-A Akron, hitting a combined .289 (121-for-419) with 26 doubles, two triples, two home runs, and 33 RBI in 102 games (.358 OBP)... Struck out only 35 times in 471 plate appearances and drew 41 walks...Voted as having the Best Strike-Zone Discipline in Cleveland Farm System by Baseball America entering 2019.
- Spent most of the 2019 campaign with Akron, appearing in 98 games...Finished the season with Triple-A Columbus, appearing in three regular season games and all eight postseason games for the International League champs (.281, 9-for-32, three runs, two RBI)...Combined on the year, hit .315 (35-for-111) against left-handed pitching...After the season, played all around the diamond in the Arizona Fall League, batting .303 (20-for-66) with two doubles, one triple, five RBI, and five runs in 18 games for Mesa.
- Spent the 2020 season at the club's Alternate Training Site in Lake County...Was a member of the 12-player Taxi Squad in September...Added to the 40-man roster on Nov. 20.

### 2021:

- Enjoyed three stints with Cleveland in 2021, his 1st taste of the Major Leagues in his 5th professional season...Was with the club on May 30th (27th player, DH), June 13-Aug. 25, and again from Sept. 15-23.
- Placed on the COVID-related IL, Aug. 26-Sept. 6.
- Made his **MLB debut** on June 13 vs. SEA...Went 0-for-1 in his pinch-hit at-bat.
- Collected his 1st hit on June 15 vs. BAL (4th inning single off **Matt Harvey**).
- Hit his 1st and 2nd Major League home runs on Aug. 13 at DET, coming off **Tyler Alexander** and **Derek Holland** (1st career multi-HR game as a professional).
- Over his last 14 games with Cleveland, batted .277 (13-for-47) with seven runs scored, five extra-base hits, and five RBI.
- Positionally with Cleveland, appeared in 22 games at second base (22 GS), 16 games at third base (13GS), two games in left field, and one start at shortstop.
- Hit .421 (8-for-19) when swinging at the 1st pitch.
- Around his three stints in Cleveland, appeared in 33 games for Triple-A Columbus, batting .250 (31-for- 124) with 12 doubles, a triple, a homer, 10 RBI, and 11 runs scored.


### 2022:

- Split the 2022 campaign between Cleveland and Oakland, appearing in 70 games while hitting .184 (30-for-163) with four doubles and six RBI.
- Appeared at six different positions at the Major League level, spending time at first base (5G), second base (15G), third base (30G), shortstop (1G), and left field (12G) while pitching on two occasions.
- Designated for assignment on Sept. 21...Claimed off waivers by the A's on Sept. 23.
- Played in 21 games at Triple-A Columbus, going 19-for-80 (.238) with seven extra-base hits and 17 RBI (.729 OPS).

## Career-Highs - Statcast

	Speed/Distance	Date
<b>Hardest Hit Ball:</b>	<a href="#">107.3 MPH</a>	April 17, 2022 vs. SF
<b>Farthest Hit Ball:</b>	<a href="#">404 ft</a>	Sept. 1, 2023 at COL
<b>Top Sprint Speed:</b>	30.1 ft/s	Aug. 29, 2023 vs. WAS





NON-ROSTER

# COOKE CONNOR

# 77

PITCHER

BIRTHDATE ..... November 2, 1999  
 OPENING DAY AGE ..... 24  
 BIRTHPLACE ..... Sulphur, LA  
 RESIDENCE ..... Sulphur, LA  
 INSTAGRAM ..... @cooke\_connor

BATS/THROWS ..... R/R  
 HEIGHT/WEIGHT ..... 6-1/205  
 CONTRACT STATUS ..... signed thru 2024  
 M.L. SERVICE ..... 0.000  
 OPTIONS USED ..... 0 of 3

## PERSONAL:

- Connor Stutzman Cooke.
- Graduated from Sulphur High School (LA) in 2018, as a three sport athlete (baseball, football, basketball)...Was named an All-District, All-Southwest, and All-State First Team performer.
- Spent three seasons at Louisiana-Lafayette, recording a 10-4 record across 44 appearances (12 starts) with a 3.82 ERA (53 ER/125.0 IP), 61 walks, and 130 strikeouts.
- Listed as the Blue Jays 20th-best prospect entering the 2024 season, according to MLB.com...Ranked as the 10th-rated prospect entering the 2024 season, according to Baseball America.

## LAST SEASON:

- Started the 2023 season at High-Vancouver, recording a 2.89 ERA (3 ER/9.1 IP) with 19 strikeouts in nine appearances.
- Promoted to Double-A New Hampshire, going 1-2 with a 4.38 ERA (12 ER/24.2 IP), seven free passes, and 46 strikeouts.
- Finished the 2023 season at Triple-A Buffalo, making 9 appearances, going 2-0 with a 4.35 ERA (5 ER/10.1 IP) and 15 strikeouts.

## Bold – career high; Red – league high

Year	Club & League	W-L	ERA	G	GS	CG	SHO	SV	IP	H	R	ER	HR	HB	BB	IBB	SO	WP	BK	AVG
2021	FCL Blue Jays (FCL)	0-0	4.50	2	0	0	0	0	2.0	2	1	1	1	0	1	0	2	0	0	.286
	Dunedin (LASE)	1-0	0.00	3	0	0	0	0	3.0	2	0	0	0	0	0	0	6	0	0	.200
2022	Dunedin (LASE)	2-5	4.86	14	8	0	0	1	46.1	44	25	25	3	7	14	0	63	11	2	.253
	Vancouver (NORW)	0-2	6.75	11	0	0	0	8	10.2	9	10	8	2	1	3	0	12	0	1	.220
2023	Vancouver (NORW)	0-0	2.89	9	0	0	0	1	9.1	7	3	3	1	0	3	0	19	2	0	.194
	New Hampshire (EL)	1-2	4.38	20	0	0	0	3	24.2	29	12	12	3	1	7	0	46	4	0	.282
	Buffalo (IL)	2-0	4.35	9	0	0	0	0	10.1	6	5	5	1	1	9	0	15	0	0	.182
<b>Minor Totals</b>		6-9	4.57	68	8	0	0	13	106.1	99	56	54	11	10	37	0	163	17	3	.245

## TRANSACTIONS

- Selected by the Toronto Blue Jays in the 10th round of the 2021 First-Year Player Draft.

## PROFESSIONAL CAREER:

### MINORS:

- Split his first professional season in 2021 between FCL Blue Jays and Single-A Dunedin...Appeared in five games, posting a 1.80 ERA (1 ER/5.0 IP).
- Began his 2022 season with Dunedin, making 14 appearances (eight starts), going 2-5 with a 4.86 ERA (25 ER/46.1 IP), 14 walks, and 63 strikeouts...Promoted to High-A Vancouver, posting a 0-2 record with a 6.75 ERA (8 ER/10.2 IP) and 12 strikeouts across 11 appearances.

## MOST CONSECUTIVE OUTINGS WITHOUT ALLOWING A RUN TO START CAREER WITH BLUE JAYS - ALL-TIME

PLAYER	STREAK	START DATE	END DATE
Joaquin Benoit	18	07/27/2016	09/10/2016
Victor Cruz	13	06/24/1978	07/29/1978
B.J. Ryan	13	04/04/2006	05/03/2006
Tom Henke	11	07/29/1985	08/24/1985
Randy Moffitt	10	04/17/1983	05/18/1983







# DALLAS CHAD

# 73 PITCHER

BIRTHDATE ..... June 26, 2000  
 OPENING DAY AGE ..... 23  
 BIRTHPLACE ..... Orange, TX  
 RESIDENCE ..... Orange, TX  
 INSTAGRAM ..... @chaddallas

BATS/THROWS ..... R/R  
 HEIGHT/WEIGHT ..... 6-0/213  
 CONTRACT STATUS ..... signed thru 2024  
 M.L. SERVICE ..... 0.000  
 OPTIONS USED ..... 0 of 3

**NON-ROSTER**

### PERSONAL:

- John Chadwell Dallas.
- Spent one season at Panola College in 2019, going 5-0 with a 1.15 ERA (5 ER/39.0 IP), 15 walks, and 71 strikeouts.
- Transferred to the University of Tennessee, making 21 starts across two seasons (2020-21), going 14-2 with a 3.91 ERA (54 ER/124.1 IP), 26 walks, and 143 strikeouts.
- Ranked as the Blue Jays' 15th-highest prospect entering the 2024 season, according to MLB.com...Listed as the 14th rated prospect according to Baseball America.
- Enjoys playing golf in his spare time.

### LAST SEASON:

- Was named an MiLB.com Organization All-Star...Led all of Toronto's Minor Leaguers in innings pitched (123.1), strikeouts (144), and wins (9), while his 3.65 ERA ranked 5th among hurlers with at least 80.0 innings pitched.
- Split his 2023 season between High-A Vancouver and Double-A New Hampshire.
- Made 23 combined starts, pitching to a 9-3 record and a 4.01 ERA (50 ER/123.1 IP).
- Struck out 144 batters on the season, posting a 10.5 strikeout-per-nine rate.
- Was named NWL Pitcher of the Week for the 2nd time in his career, for the week of May 7, 2023, pitching 6.0 innings on May 3 vs. HIL, allowing one run (0 earned) on one hit with a walk and nine strikeouts.
- Earned his first EAS Pitcher of the Week nod for the week of May 21, 2023, pitching 7.0 shutout innings on May 19 vs. BIN, issuing two free passes while recording nine strikeouts.

*Bold – career high; Red – league high*

Year	Club & League	W-L	ERA	G	GS	CG	SHO	SV	IP	H	R	ER	HR	HB	BB	IBB	SO	WP	BK	AVG
2022	Vancouver (NORW)	1-7	4.60	21	21	0	0	0	88.0	85	56	45	13	4	51	0	86	3	2	.245
2023	Vancouver (NORW)	2-0	2.03	5	5	0	0	0	26.2	13	7	6	1	1	12	0	37	0	0	.146
	New Hampshire (EL)	7-3	4.10	18	18	0	0	0	96.2	85	48	44	15	6	37	0	107	3	2	.234
<b>Minor Totals</b>		10-10	4.05	44	44	0	0	0	211.1	183	111	95	29	11	100	0	230	6	4	.229

### TRANSACTIONS

- Selected by the Toronto Blue Jays in the 4th round of the 2021 First-Year Player Draft

### PROFESSIONAL CAREER:

#### MINORS:

- In 2022, spent his first professional season with High-A Vancouver...Started 21 games for the Canadians, pitching to a 1-7 record and a 4.60 ERA (45 ER/88.0 IP) with 51 walks and 86 strikeouts.
- Was named NWL Pitcher of the Week for the week of April 17, 2022, pitching 5.0 no-hit, shutout innings on April 13 at TRI, issuing one walk with eight strikeouts on 68 pitches (45 strikes).

## TORONTO, MOST CONSECUTIVE GAMES WITH STARTING PITCHER ALLOWING 3ER OR LESS - ALL-TIME

#### (SINGLE-SEASON)

20G	July 26-August 18, 2015
18G	May 5-25, 1991
17G	April 9-May 1, 1980





# DANNER HAGEN

65  
PITCHER

BIRTHDATE ..... September 30, 1998  
 OPENING DAY AGE ..... 25  
 BIRTHPLACE ..... Newport Beach, CA  
 RESIDENCE ..... Huntington Beach, CA  
 INSTAGRAM ..... @hagyd

BATS/THROWS ..... R/R  
 HEIGHT/WEIGHT ..... 6-1/215  
 CONTRACT STATUS ..... signed thru 2024  
 M.L. SERVICE ..... 0.052  
 OPTIONS USED ..... 2 of 3

## PERSONAL:

- Hagen Jarrell Danner...Pronounced HAY-ghen.
- Attended Huntington Beach High School.
- Named a Rawlings Preseason All-American and California All Region 1st Team member in 2017.
- Listed as the the Blue Jays 23rd-highest ranked prospect entering the 2024 season, according to Baseball America.

## LAST SEASON:

- Recalled from Triple-A Buffalo on Aug. 11, and made his **MLB debut** vs. CHC...Retired the only batter he faced (**Seiya Suzuki**) on a **lineout** to right.
- Placed on the injured list with a left oblique strain from Aug. 12 to the end of the season.
- Appeared in 33 games between Single-A Dunedin, Double-A New Hampshire, and Triple-A Buffalo, going 1-2 with a 3.66 ERA (16 ER/39.1 IP), 11 walks, 56 strikeouts, a 1.04 WHIP, and a .205 AVG.

*Bold – career high; Red – league high*

Year	Club & League	W-L	ERA	G	GS	CG	SHO	SV	IP	H	R	ER	HR	HB	BB	IBB	SO	WP	BK	AVG
2021	Vancouver (HAW)	2-1	2.02	25	0	0	0	3	35.2	21	11	8	2	3	12	0	42	10	0	.171
2022	New Hampshire (EL)	0-0	4.91	4	0	0	0	2	3.2	5	2	2	0	0	3	1	1	1	0	.313
2023	TORONTO (AL)	0-0	0.00	1	0	0	0	0	0.1	0	0	0	0	0	0	0	0	0	0	.000
	Dunedin (FL)	0-0	4.50	2	0	0	0	0	2.0	1	1	1	0	0	2	0	5	2	0	.143
	New Hampshire (EL)	1-1	3.00	8	0	0	0	0	9.0	9	5	3	0	0	2	0	16	1	1	.257
	Buffalo (IL)	0-1	3.81	23	1	0	0	1	28.1	20	13	12	8	0	7	0	35	0	0	.192
	<b>Minor Totals</b>	3-3	2.97	62	1	0	0	6	78.2	56	32	26	10	3	26	1	99	14	1	.196
	<b>MAJOR TOTALS</b>	0-0	0.00	1	0	0	0	0	0.1	0	0	0	0	0	0	0	0	0	0	.000

## TRANSACTIONS

- Selected by the Toronto Blue Jays in the 2nd round of the 2017 First-Year Player Draft
- On injured list (left oblique strain) on August 12 for the remainder of the season

## PROFESSIONAL CAREER:

### MINORS:

- Spent his 1st professional season in 2017 with the GCL Blue Jays...Batted .160 with five doubles, two homers, and 20 RBI over 34 games.
- In 2018, appeared in 32 games for Rookie-level Bluefield, going 31-for-111 (.279) with 11 doubles, two homers, and 19 RBI (.841 OPS).
- In last full season as a primary hitter in 2019, played in 80 games for Class-A Lansing...Finished the year with a .170 batting average, eight doubles, five triples, 12 home runs, and 33 RBI.
- Spent the cancelled 2020 season working out at a facility in Southern California called A2D Fitness...Trained specifically as a pitcher...Was joined there by NYM's **Dominic Smith**, SD's **Jacob Nix**, and TB's **Chris Betts**.
- In his 1st season solely as a pitcher in 2021, pitched 25 games with High-A Vancouver, going 2-1 with a 2.02 ERA (8 ER/35.2 IP), 12 walks, and 42 strikeouts...His 0.93 WHIP ranked 3rd among all High-A pitchers (min. 25G).
- Was added to Toronto's 40-man roster at the end of the year to protect him from the Rule 5 Draft.
- Spent the 2022 season with Double-A New Hampshire...Pitched in just four games before being shut down in April with an elbow injury...Allowed two runs over 3.2 total frames (4.91 ERA) with three walks and a strikeout.
- Appeared in eight games for Salt River in the Arizona Fall League, going 1-1 with a 3.52 ERA (3 ER/7.2 IP), walking just a single batter while striking out eight for a 0.78 WHIP.





# DE LOS SANTOS LUIS

# 69

INFIELDER

**NON-ROSTER**

BIRTHDATE ..... June 9, 1998  
 OPENING DAY AGE ..... 25  
 BIRTHPLACE ..... Bajos de Haina, DR  
 RESIDENCE ..... Santo Domingo, DR  
 INSTAGRAM ..... @ldls\_01

BATS/THROWS ..... R/R  
 HEIGHT/WEIGHT ..... 6-2/212  
 CONTRACT STATUS ..... signed thru 2024  
 M.L. SERVICE ..... 0.000  
 OPTIONS USED ..... 0 of 3

**PERSONAL:**

- Luis Alberto De Los Santos.
- Signed with the Blue Jays as an international free agent on July 2, 2015.
- Has appeared in games for the Leones del Escogido of the Dominican Winter League each of the past two offseasons.
- Currently the longest tenured Blue Jays Minor Leaguer, having appeared in 552 career MiLB games with the organization after signing in 2015.

**LAST SEASON:**

- Made his fourth career appearance at MLB Spring Training, playing in nine games batting .250 (3-for-12) with a run scored.
- Began the 2023 campaign with Double-A New Hampshire, playing in 21 games while batting .256 (20-for-78) with seven doubles, a homer, and 11 RBI.
- Promoted to Triple-A Buffalo, where he spent the rest of the 2023 season, batting .220 (47-for-214) over 65 games played while recording 12 doubles, a triple, seven homers, and 40 RBI, with a .720 OPS.

*Bold – career high; Red – league high*

Year	Club and League	AVG	G	AB	R	H	2B	3B	HR	RBI	BB	IBB	SO	SB	CS	OBP	SLG	OPS	SH	SF	HBP
2016	DSL Blue Jays (DSL)	.291	52	189	22	55	7	1	1	16	10	0	32	5	2	.356	.354	.710	3	0	9
2017	GCL Blue Jays (GCL)	.288	49	184	26	53	11	3	1	28	6	0	42	7	0	.327	.397	.724	1	3	6
	Lansing (MID)	.143	6	21	1	3	0	0	0	1	0	0	6	0	0	.136	.143	.279	2	1	0
2018	Bluefield (APP)	.246	62	232	45	57	8	5	7	33	15	0	59	9	2	.307	.414	.721	2	3	7
2019	Vancouver (NORW)	.215	59	228	24	49	12	0	2	21	11	0	43	3	1	.255	.294	.549	1	2	2
	Lansing (MID)	.205	25	78	11	16	4	1	0	2	6	0	19	1	2	.262	.282	.544	0	0	0
	Dunedin (FLOR)	.231	5	13	3	3	1	0	1	1	1	0	4	0	0	.286	.538	.824	0	0	0
2021	Vancouver (HAW)	.253	91	376	50	95	25	2	12	65	16	1	93	4	5	.297	.426	.723	0	5	10
2022	New Hampshire (EL)	.264	112	406	47	107	19	2	10	57	34	0	99	7	4	.321	.394	.715	0	6	3
	Buffalo (IL)	.067	5	15	0	1	1	0	0	0	1	0	3	1	0	.125	.133	.258	0	0	0
2023	New Hampshire (EL)	.256	21	78	9	20	7	0	1	11	7	0	26	3	2	.318	.385	.703	0	0	0
	Buffalo (IL)	.220	65	214	33	47	12	1	7	40	32	0	54	1	0	.337	.383	.720	0	2	7
<b>Minor Totals</b>		.249	552	2034	271	506	107	15	42	275	139	1	480	41	18	.308	.378	.686	9	22	44

**TRANSACTIONS**

- Signed by the Toronto Blue Jays on July 2, 2015.

**PROFESSIONAL CAREER:**

**MINORS:**

- Started his professional career in 2016 with Toronto's DSL squad...Played in 52 games, batting .291 (55-for-189) while recording nine extra-base hits and 16 RBI...Split his time defensively between both third base and shortstop.
- Started the 2017 season with Toronto's GCL team, hitting .288 (53-for-184) over 49 games with 11 doubles, three triples, a homer, and 28 RBI...Promoted to Class-A Lansing near the end of the season, appearing in only six games hitting .143 (3-for-21) with an RBI...Spent his time defensively with 52 games at shortstop, one game at third base, and one game as the designated hitter combined over the 2017 campaign.
- Played the entire 2018 season at Rookie-level Bluefield of the Appalachian League, where he batted .246 (57-for-232) over 62 games while recording eight doubles, five triples, seven homers, and 33 RBI, with nine stolen bases and a .721 OPS... Spent most of his time at shortstop with 56 games played at the position, along with some limited time at third base and designated hitter.
- Appeared in MLB Spring Training before the 2019 campaign, playing one game.
- Assigned to High-A Dunedin to begin the 2019 season, where he played in only five games, batting .231 (3-for-13)...Sent back to Class-A Lansing a month into the season, where he hit .205 (16-for-78) over 25 games with five extra-base hits and two RBI...Spent the rest of the 2019 season at High-A Vancouver, batting .215 (49-for-228) across 59 games with 12 doubles, a pair of homers, and 21 RBI...During the 2019 campaign, played in 43 games at shortstop, 25 games at third base, 14 games at second base, and six games as the designated hitter combined across three teams.
- Made his second straight appearance at big league camp in Spring Training for the 2020 season, appearing in three games.
- Did not play in 2020 due to the cancelled Minor League season.
- Spent the entirety of the 2021 season remaining at Vancouver, where he hit .253 (95-for-376) in 91 games with career-highs in doubles (25), home runs (12), and RBI (65).
- Attended MLB Spring Training for the third time in 2022, playing in four games collecting a hit in three at-bats.
- Assigned to Double-A New Hampshire to begin the 2022 campaign, where he appeared in 112 games, batting .264 (107-for-406) while recording 19 doubles, a pair of triples, 10 homers, and 57 RBI, with 34 walks...Promoted to Triple-A Buffalo to end the 2022 season, where he collected a hit in just five games...Split his time defensively in 2022 between shortstop, second base, and third base, with the majority of the games coming at shortstop.

BIOGRAPHIES

LAST SEASON

HISTORY

RECORDS

OPPONENTS

PLAYER DEV.

MEDIA & MISC.





NON-ROSTER

# EDEN CAM

31

OUTFIELDER

BIRTHDATE ..... March 31, 1998

OPENING DAY AGE ..... 25

BIRTHPLACE ..... Yuba City, CA

RESIDENCE ..... Yuba City, CA

INSTAGRAM ..... @cameron\_eden

BATS/THROWS ..... R/R

HEIGHT/WEIGHT ..... 6-2/210

CONTRACT STATUS ..... signed thru 2024

M.L. SERVICE ..... 0.012

OPTIONS USED ..... 0 of 3

## PERSONAL:

- Cameron Ray Eden.
- Enjoys playing basketball in his spare time.
- Spent three seasons at the University of California from 2017-2019...Appeared in 148 collegiate games, batting .316 (168-for-532) with 23 doubles, four triples, 14 home runs, and 80 RBI for an. 829 OPS.

## LAST SEASON:

- Earned the Buffalo Bisons' Jimmy Griffin Hometown Hero Award for 2023...Went a perfect 27-for-27 in stolen base attempts at Sahlen Field...Hit .302 across 61 home games to go with a .776 OPS.
- Appeared in 131 games for the Bisons, batting .257 (101-for-393) with 19 doubles, one triple, three home runs, and 48 RBI (.354 OBP).
- Spent time at all three outfield positions in Buffalo (91G in CF, 28G in RF, 8G in LF)...Committed three errors for a .988 fielding percentage.
- Stole 53 bases for the Bisons, 2nd most in all of Triple-A...Set a new Bisons Modern Era record, passing former Herd MVP Roemon Fields (43 in 2017)...Was caught just four times for a 93% success rate.
- Selected to the Major League roster on Sept. 20.
- Made his **MLB debut** on Sept. 21 as a pinch-runner in the 9th for Vladimir Guerrero Jr.
- Recorded his [1st Major League hit](#) with a single in the bottom of the 2nd inning off Jacob Lopez on Oct. 1 vs. TB.
- Was named to Toronto's AL Wild Card roster but did not play.

*Bold – career high; Red – league high*

Year	Club and League	AVG	G	AB	R	H	2B	3B	HR	RBI	BB	IBB	SO	SB	CS	OBP	SLG	OPS	SH	SF	HB
2019	Vancouver (NORW)	.220	56	218	22	48	7	2	1	11	19	0	56	8	2	.292	.284	.576	0	0	3
2021	Vancouver (NORW)	.274	48	179	41	49	9	1	4	31	26	0	50	30	2	.382	.402	.784	1	4	8
2022	Dunedin (FL)	.400	4	15	4	6	1	0	2	4	1	0	4	2	0	.500	.867	1.367	0	0	2
	Vancouver (NORW)	.297	10	37	4	11	4	1	0	2	2	1	8	2	2	.357	.459	.816	0	1	2
	New Hampshire (EL)	.215	80	274	33	59	14	0	10	35	26	0	108	32	3	.292	.376	.668	0	1	4
2023	TORONTO (AL)	.167	5	6	1	1	0	0	0	0	0	0	2	0	0	.167	.167	.334	0	0	0
	Buffalo (IL)	.257	131	393	74	101	19	1	3	48	45	0	114	53	4	.354	.333	.687	1	4	16
<b>Minor Totals</b>		.246	329	1116	178	274	54	5	20	131	119	1	340	127	13	.334	.357	.691	2	10	35
<b>MAJOR TOTALS</b>		.167	5	6	1	1	0	0	0	0	0	0	2	0	0	.167	.167	.334	0	0	0

## TRANSACTIONS

- Selected by the Toronto Blue Jays in the 6th round of the 2019 First-Year Player Draft

## GAME HIGHS

<b>ML Debut</b>	Sept. 21, 2023 at NYY	<b>Stolen Bases</b>	None
<b>Runs</b>	1 – Sept. 23, 2023 at TB	<b>Last ML Home Run</b>	None
<b>Hits</b>	1 – Oct. 1, 2023 vs. TB	<b>Longest Hitting Streak</b>	1G – Oct. 1, 2023 vs. TB
<b>Home Runs</b>	None	<b>Longest On-Base Streak</b>	1G – Oct. 1, 2023 vs. TB
<b>RBI</b>	None	<b>Longest Hitless Streak</b>	1AB – Sept. 29, 2023 vs. TB

## MILESTONES


Category	Date	Opponent	Pitcher	Notes
Hit	1 Oct. 1, 2023	Tampa Bay	Lopez	Single

## PROFESSIONAL CAREER:

### MINORS:

- Spent his 1st professional season in 2019 with High-A Vancouver...Played in 56 games, batting .220 (48-for-218) with 10 extra-base hits and 11 RBI.
- Did not play in 2020 due to the cancelled Minor League season.
- In 2021, spent another season in Vancouver...Hit .274 (49-for-179) over 48 contests with 14 extra-base hits and 31 runs driven in for a .784 OPS...Stole 30 bases and was caught just twice...The 30 swipes were tied for second most among all High-A West hitters (**Nick Dalesandro** - 33).
- Spent time at three Minor League levels in 2022, making stops at Single-A Dunedin, High-A Vancouver, and Double-A New Hampshire...Stole 36 combined bases on the season, including going 32-for-35 for the Fisher Cats, the 4th-most steals in the Eastern League (**David Hamilton** - 70, **Anthony Volpe** - 44, **Elijah Dunham** - 37)...The 36 total swipes were good for 3rd among all Blue Jays farmhands (**Steward Berroa** - 47, **Angel Del Rosario** - 40)...Played 615.1 innings defensively in center field, picking up three assists while committing two errors for a .988 fielding percentage.





# EISERT BRANDON

79  
PITCHER

NON-ROSTER

BIRTHDATE ..... January 19, 1998  
 OPENING DAY AGE ..... 26  
 BIRTHPLACE ..... Portland, OR  
 RESIDENCE ..... Portland, OR  
 INSTAGRAM ..... @brandoneisert

BATS/THROWS ..... L/L  
 HEIGHT/WEIGHT ..... 6-2/205  
 CONTRACT STATUS ..... signed thru 2024  
 M.L. SERVICE ..... 0.000  
 OPTIONS USED ..... 0 of 3

## PERSONAL:

- Brandon Michael Eisert.
- Spent three years at Oregon State University from 2017-2019...Over 62 collegiate appearances, went 18-5 with a 2.28 ERA (42 ER/165.2 IP), 176 strikeouts, and 44 walks.
- Enjoys playing video games and watching movies in his spare time.

## LAST SEASON:

- Appeared at MLB Spring Training for the second straight year, playing in five games posting a 4.15 ERA (2 ER/4.1 IP) with a pair of walks and three strikeouts.
- Spent the 2023 campaign at Triple-A Buffalo, making 59 appearances (one start) going 4-3 with a 4.17 ERA (32 ER/69.0 IP), 25 walks, 76 strikeouts, and two saves.
- Posted a 3.04 strikeout-to-walk ratio, with a 26.2% strikeout percentage compared to a 8.6% walk percentage (17.6% K-BB%).

*Bold – career high; Red – league high*

Year	Club & League	W-L	ERA	G	GS	CG	SHO	SV	IP	H	R	ER	HR	HB	BB	IBB	SO	WP	BK	AVG
2021	Dunedin (LASE)	0-0	0.00	2	0	0	0	0	3.0	2	1	0	0	0	1	0	5	0	0	.167
	Vancouver (HAW)	5-1	4.05	20	0	0	0	0	46.2	51	22	21	5	2	16	0	60	3	0	.279
	New Hampshire (AANE)	1-0	2.63	10	0	0	0	1	13.2	13	4	4	0	0	2	0	17	0	0	.250
2022	Buffalo (IL)	4-3	3.41	45	5	0	0	0	60.2	54	29	23	8	3	15	0	77	1	0	.236
2023	Buffalo (IL)	4-3	4.17	59	1	0	0	2	69.0	66	35	32	9	1	25	0	76	2	1	.253
<b>Minor Totals</b>		14-7	3.73	136	6	0	0	3	193.0	186	91	80	22	6	59	0	235	6	1	.252

## TRANSACTIONS

- Selected by the Toronto Blue Jays in the 18th round of the 2019 First-Year Player Draft

## PROFESSIONAL CAREER:

### MINORS:

- In his first professional season in 2021, spent time at Single-A Dunedin, High-A Vancouver, and Double-A New Hampshire... Combined to appear in 32 games, pitching to a 3.55 ERA (25 ER/63.1 IP) with 82 strikeouts and 19 walks.
- Started the 2021 campaign with a couple of scoreless outings for the D-Jays before a promotion to the Canadians...Went 5-1 across 20 games with Vancouver before joining the Fisher Cats...Posted a 2.63 ERA over 10 contests for the Cats to close out his season.
- Spent the entire 2022 season pitching for Triple-A Buffalo, making five starts and 40 appearances out of the bullpen...Went 4-3 with a 3.41 ERA (23 ER/60.2 IP) and a 1.14 WHIP...Struck out 77 batters while walking only 15.

## 1991 ALL-STAR GAME

The 1991 All-Star Game was played at SkyDome (now Rogers Centre) in Toronto on Tuesday, July 9, 1991. It was the first time that the game had been held in Toronto and just the second time that it had been held outside of the United States (Montreal in 1982). Three Blue Jays players were selected to participate in the 63rd All-Star Game: second baseman Roberto Alomar, outfielder Joe Carter and pitcher Jimmy Key. As well, Manager Cito Gaston was a coach and Tommy Craig was named AL trainer. 52,382 fans came to SkyDome to watch the action unfold in person and millions more watched and listened to the Midseason Classic on television and radio. 56 players from both the National and American Leagues came to Toronto to participate. Of those 56 players, 49 saw action as the American League defeated the National League by a 4-2 count. Toronto pitcher Jimmy Key was credited with the win in his second career All-Star Game appearance. Joe Carter was 1-for-1 with a run scored and Roberto Alomar went 0-for-4. It was the fourth consecutive win for the American League dating back to 1988.







NON-ROSTER

# ESCOBAR EDUARDO

3

INFIELDER

BIRTHDATE ..... January 5, 1989  
 OPENING DAY AGE ..... 35  
 BIRTHPLACE ..... La Pica, Maracay, Venezuela  
 RESIDENCE ..... Miami, FL  
 INSTAGRAM ..... @eduardoescobar5

BATS/THROWS ..... S/R  
 HEIGHT/WEIGHT ..... 5-10/193  
 CONTRACT STATUS ..... signed thru 2024  
 M.L. SERVICE ..... 11.128  
 OPTIONS USED ..... 3 of 3

**PERSONAL:**

- Eduardo Jose Escobar.
- Has five children, four sons, Eduardo Jr., Raul, Jose Emmanuel, and Diego, and a daughter, Isadora.
- Is a childhood friend of former MLBer **Miguel Cabrera**.
- Started the Eduardo Escobar Foundation to provide food, medical supplies, basic necessities, and baseball equipment in his home country of Venezuela.
- Was a pitcher as a teenager until he tried out for the White Sox as a shortstop in Caracas in December of 2006.
- Has a fear of cats, but did not let it interfere with his relationship with D-Back mascot, Baxter, during his years in Arizona.
- Is a fan of the Brazilian steakhouse, Fogo de Chão...Hosted fundraiser dinners at the Scottsdale location in 2018 & 2019, with proceeds benefitting the Eduardo Escobar Foundation.
- Has appeared in a major league game at all nine defensive positions...Pitched 1.0 inning in 2016, caught one frame in 2017 and played first base for the first time in 2021...Played one game in center field in 2014 and one game in right field in 2015.

**LAST SEASON:**

- Split the campaign between the Los Angeles Angels and the New York Mets...Combined to hit .226 with 17 extra-base hits and 31 RBI.
- Had a season-high six-game hitting streak from June 18-29, batting .364 (8-for-22) over that span with six runs scored, two triples, and three RBI.
- Officially became a U.S. citizen on June 27 at a ceremony in Miami.
- Traded from the Mets to the Angels on June 23 in exchange for **RHP Coleman Crow** and **RHP Landon Marceaux**.
- Made his debut with the Angels on June 24 at COL, going 2-for-4 with an RBI and a walk...Tied the AL record with four runs scored in a team debut.

*Bold - career high; Red - league high*

Year	Club and League	AVG	G	AB	R	H	2B	3B	HR	RBI	BB	IBB	SO	SB	CS	OBP	SLG	OPS	SH	SF	HBP
2006	VSL OWS (VESL)	.236	48	123	21	29	3	1	0	17	14	0	25	7	6	.317	.276	.593	6	1	1
2007	White Sox 2 (DOSL)	.291	64	247	56	72	5	4	0	18	22	1	45	19	14	.359	.344	.703	6	2	5
2008	Great Falls (PION)	.417	6	24	6	10	2	1	1	4	2	0	3	1	1	.464	.708	1.172	0	1	1
	Kannapolis (SALL)	.267	60	243	37	65	6	1	0	22	13	0	65	4	3	.302	.300	.602	8	2	0
2009	Kannapolis (SALL)	.256	128	464	64	119	10	7	3	41	29	1	91	20	6	.300	.328	.628	17	3	1
2010	Winston-Salem (CARL)	.285	87	368	57	105	18	8	3	39	23	3	76	8	5	.327	.402	.729	11	4	2
	Birmingham (SOUL)	.262	49	202	22	53	8	3	3	22	9	0	35	3	0	.294	.376	.670	5	0	0
2011	CHICAGO (AL)	.286	9	7	0	2	0	0	0	0	0	0	1	0	0	.286	.286	.572	0	0	0
	Charlotte (IL)	.265	137	490	55	130	23	4	4	49	27	0	105	13	8	.303	.353	.656	14	4	1
2012	CHICAGO (AL)	.207	36	87	14	18	4	1	0	3	9	0	23	2	0	.281	.276	.557	1	0	0
	MINNESOTA (AL)	.227	14	44	4	10	0	0	0	6	2	0	8	1	0	.271	.227	.498	1	1	1
	2 TEAMS	.214	50	131	18	28	4	1	0	9	11	0	31	3	0	.278	.260	.538	2	1	1
	Rochester (IL)	.217	35	138	19	30	3	3	1	9	8	0	26	3	1	.259	.304	.563	4	1	0
2013	MINNESOTA (AL)	.236	66	165	23	39	5	2	3	10	11	0	34	0	2	.282	.345	.627	2	1	0
	Rochester (IL)	.307	43	166	22	51	16	2	4	27	17	0	37	6	2	.380	.500	.880	1	1	3
2014	MINNESOTA (AL)	.275	133	433	52	119	35	2	6	37	24	1	93	1	1	.315	.406	.721	4	2	2
2015	MINNESOTA (AL)	.262	127	409	48	107	31	4	12	58	21	1	86	2	3	.309	.445	.754	2	5	2
2016	MINNESOTA (AL)	.236	105	352	32	83	14	2	6	37	21	1	72	1	3	.280	.338	.618	2	1	1
	Fort Myers (FL)	.364	3	11	1	4	1	1	0	1	0	1	0	0	0	.417	.636	1.053	0	0	0
2017	MINNESOTA (AL)	.254	129	457	62	116	16	5	21	73	33	3	98	5	1	.309	.449	.758	1	3	5
2018	MINNESOTA (AL)	.274	97	368	45	101	37	3	15	63	34	6	91	1	3	.338	.514	.852	0	3	3
	ARIZONA (NL)	.268	54	198	30	53	11	0	8	21	18	2	35	1	1	.327	.444	.771	0	5	2
	2 TEAMS	.272	151	566	75	154	48	3	23	84	52	8	126	2	4	.334	.489	.823	0	8	5
2019	ARIZONA (NL)	.269	158	636	94	171	29	10	35	118	50	3	130	5	1	.320	.511	.831	0	10	3
2020	ARIZONA (NL)	.212	54	203	22	43	7	3	4	20	15	4	41	1	0	.270	.335	.605	0	2	2
2021	ARIZONA (NL)	.246	98	370	50	91	14	3	22	65	29	1	85	1	0	.300	.478	.778	0	1	0
	MILWAUKEE (NL)	.268	48	179	27	48	12	2	6	25	19	0	39	0	0	.342	.458	.800	0	0	1
	2 TEAMS	.253	146	549	77	139	26	5	28	90	48	1	124	1	0	.314	.472	.786	0	1	1
2022	NEW YORK (NL)	.240	136	495	58	119	26	4	20	69	40	3	129	0	2	.295	.430	.725	0	6	1
	Brooklyn (SALL)	.286	2	7	1	2	0	0	0	1	0	0	1	0	0	.286	.286	.572	0	0	0
2023	NEW YORK (NL)	.236	40	110	15	26	3	2	4	16	8	0	24	2	0	.286	.409	.695	1	1	0
	LOS ANGELES (AL)	.219	60	178	17	39	3	3	2	15	10	0	54	0	1	.259	.303	.562	0	1	0
	2 TEAMS	.226	100	288	32	65	6	5	6	31	18	0	78	2	1	.269	.344	.613	1	2	0
	<b>Minor Totals</b>	.270	662	2483	361	670	95	35	19	249	165	5	510	84	46	.317	.359	.676	72	19	14
	<b>MAJOR TOTALS</b>	.253	1364	4691	593	1185	247	46	164	636	351	25	1043	23	18	.305	.430	.735	14	42	23

**ALL-STAR GAME RECORD**

Year	League and City	AVG	G	AB	R	H	2B	3B	HR	RBI	BB	IBB	SO	SB	CS	OBP	SLG	OPS	SH	SF	HBP
2021	NL at COL	1.000	1	1	0	1	0	0	0	0	0	0	0	0	0	1.000	1.000	2.000	0	0	0



**WILD CARD RECORD**

Year	Club and Opp.	AVG	G	AB	R	H	2B	3B	HR	RBI	BB	IBB	SO	SB	CS	OBP	SLG	OPS	SH	SF	HBP
2017	MIN vs. NYY	.500	1	4	0	2	0	0	0	0	0	0	0	0	0	.500	.500	1.000	0	0	0
2022	NYM vs. SD	.333	3	9	2	3	1	0	1	2	2	0	3	0	0	.455	.778	1.233	0	0	0
<b>TOTALS</b>		.385	4	13	2	5	1	0	1	2	2	0	3	0	0	.467	.692	1.159	0	0	0

**DIVISION SERIES RECORD**

Year	Club and Opp.	AVG	G	AB	R	H	2B	3B	HR	RBI	BB	IBB	SO	SB	CS	OBP	SLG	OPS	SH	SF	HBP
2021	MIL vs. ATL	.300	4	10	0	3	1	0	0	0	0	0	5	0	0	.300	.400	.700	0	0	0

**WORLD BASEBALL CLASSIC**

Year	Club and League	AVG	G	AB	R	H	2B	3B	HR	RBI	BB	IBB	SO	SB	CS	OBP	SLG	OPS	SH	SF	HBP
2023	Venezuela	.100	3	10	1	1	0	0	1	1	0	0	3	0	0	.100	.400	.500	0	0	0

**HOME RUN BREAKDOWN**

Total	ONE GAME												
	H	A	2	3	4	GS	LO	XN	IP	PH	RHP	LHP	
164	84	80	10	0	0	1	0	1	0	3	104	60	

**TRANSACTIONS**

- Signed by the Chicago White Sox on January 28, 2006
- Traded to the Minnesota Twins along with LHP Pedro Hernández in exchange for LHP Francisco Liriano on July 28, 2012
- On injured list (strained left groin) from May 7-23, 2016
- Traded to the Arizona Diamondbacks in exchange for Jhoan Durán, OF Ernie De La Trinidad, and OF Gabriel Maciel on July 28, 2018
- Signed by the Arizona Diamondbacks on October 22, 2018
- Traded to the Milwaukee Brewers in exchange for OF Cooper Hummel and INF Alberto Ciprián on July 28, 2021
- On injured list (strained right hamstring) from August 24-September 3, 2021
- Signed by the New York Mets on December 1, 2021
- On injured list (left oblique strain) from August 16-27, 2022
- Traded to the Los Angeles Angels along with cash considerations in exchange for RHP Coleman Crow and RHP Landon Marceaux
- Signed by the Toronto Blue Jays on February 16, 2024

**GAME HIGHS**

<b>ML Debut</b>	Sept. 2, 2011 at DET	<b>Stolen Bases</b>	1 – 23x, last: June 18, 2023 vs. STL
<b>Runs</b>	4 – June 24, 2023 at COL	<b>Last ML Home Run</b>	Sept. 3, 2023 at OAK
<b>Hits</b>	5 – 2x, last: June 13, 2017 vs. SEA	<b>Longest Hitting Streak</b>	11G – Sept. 17, 2018-March 28, 2019
<b>Home Runs</b>	2 – 10x, last: Sept. 10, 2021 at CLE	<b>Longest On-Base Streak</b>	17G – July 7-30, 2018
<b>RBI</b>	7 – 2x, last: May 15, 2021 vs. WAS	<b>Longest Hitless Streak</b>	24AB – Aug. 23(1)-Sept. 1, 2014

**MILESTONES**

Category	Date	Opponent	Pitcher	Notes
<b>Hit</b>	1 Sept. 2, 2011	at Detroit	Verlander	Infield Single
	1,000 Oct. 2, 2021	at Los Angeles (NL)	Price	Double
<b>Home Run</b>	1 April 9, 2013	at Kansas City	Guthrie	1R
	100 Aug. 25, 2019	at Milwaukee	Davies	1R
<b>Multi-HR Game (10)</b>	10 Sept. 10, 2021	at Cleveland	Morgan, Hentges	1R, 1R
<b>Grand Slam HR (1)</b>	1 Sept. 23, 2022	at Oakland	Irvin	5th inning
<b>Walk-off HR</b>	1 Sept. 25, 2018	Los Angeles (NL)	Maeda	1R, 9th inning
<b>Extra-Inning HR</b>	1 May 5, 2014	at Cleveland	Axford	1R, 10th inning
<b>Pinch-hit HR</b>	1 June 23, 2021	Milwaukee	Williams	1R, 8th inning
	2 May 1, 2023 (1)	Atlanta	Minter	1R, 9th inning
	3 May 16, 2023	Tampa Bay	Diekmann	2R, 9th inning
<b>RBI</b>	1 May 9, 2012	at Cleveland	Gomez	Single
	500 July 2, 2021	San Francisco	Sherfy	Solo HR
<b>Stolen Base</b>	1 May 11, 2012	Kansas City	Herrera	2nd base
			C-Quintero	

**PROFESSIONAL CAREER:****MINORS:**

- Made his professional debut in 2006 with the Venezuelan Summer League White Sox.
- Spent the entire 2007 season with the Dominican Summer League White Sox.
- Began the 2008 campaign with Great Falls (F) before being promoted to Kannapolis (A), batting .281 (75-267) in 66 combined games.
- In 2010, was named to mid-season and postseason Carolina League All-Star teams...Named best defensive shortstop in the Carolina League by Baseball America...Appeared in 28 games with Peoria Saguaros in the Arizona Fall League, named to the AFL West Division Rising Stars team.

**2011:**

- Spent the majority of season with Triple-A Charlotte (Chicago-AL).
- Recalled on September 3 and made his major league debut that night at Detroit...Entered the game as a defensive replacement at shortstop and picked up his first major league hit, a single off **Justin Verlander**.

**2012:**

- Made Chicago's Opening Day roster, the first of his career...Entered the season ranked as the 10th-best prospect and best defensive infielder in the White Sox organization for third straight season by Baseball America.
- Traded to the Twins along with **LHP Pedro Hernández** in exchange for **LHP Francisco Liriano** on July 28.

**2013:**

- Hit his first career home run on April 9 at Kansas City, a solo shot off **Jeremy Guthrie**.
- Hit a walkoff two-run double on April 3 vs. Detroit, giving Minnesota the 3-2 victory and his second career walkoff hit.

**2014:**

- Given the Charles O. Johnson Award for the Twins Most Improved Player as voted on by the Twin Cities Chapter of the BBWAA.
- Recorded a career-high five hits on August 22 vs. Detroit, falling a double short of the cycle.

**2015:**

- Recorded his third career walkoff hit and second of his career as a Twin on August 11 vs. Texas off **Spencer Patton**.
- Recorded his first career two-homer game on August 26 at Tampa Bay, both as a left-handed batter...Scored a run in 12 straight games from August 20-September 3, tied with Colorado's **Nolan Arenado** for the longest in MLB in 2015.

**2016:**

- Made his first career pitching appearance on August 11 vs. Houston (Game 1), throwing 1.0 scoreless inning with one hit allowed.
- On the injured list with a strained left groin from May 7-23.

**2017:**

- Made his first career appearance as a catcher on June 6 at Seattle...Catcher Chris Gimenez was pitching.
- Made his postseason debut in the AL Wild Card game October 3 at New York, going 2-for-4.

**2018:**

- Batted a career-high .324 (44-for-136) with RISP, including a .390 clip (39-for-100) with Minnesota.
- Led all third basemen with a .983 fielding percentage and the best fielding mark at that position since Miami's **Plácido Polanco** in 2013 (.990).
- Ranked second in the majors with a career-high 48 doubles.
- Registered two multi-homer games, May 4 at CWS and June 1 vs. CLE.
- Traded to Arizona in exchange for **RHP Jhoan Durán**, **OF Ernie De La Trinidad**, and **OF Gabriel Mociel** on July 28, 2018.
- Hit his first career walkoff homer on September 25 vs. LAD (fourth career walkoff hit).

**2019:**

- Posted career-highs with 171 hits, 10 triples, 35 homers, 118 RBI, 94 runs, 158 games, a .511 SLG, and a .831 OPS.
- Ranked among NL leaders in several offensive categories, including triples (1st), RBI (T-4th), multi-hit games (T-6th, 50), 3+ hit games (T-8th, 14), and extra-base hits (T-10th, 74).
- Became the fourth switch-hitter in major league history to record a season with 30 or more home runs, 20 or more doubles, and 10 or more triples, joining **Ripper Colins** (1934), **Mickey Mantle** (1955), and **Jimmy Rollins** (2007).
- Joined **Ketel Marte** as the first NL teammates with 10+ homers from both sides of the plate in a season (courtesy of Sportradar).
- Stole home for the first time in his career on June 22, 2019 vs. SF as part of a double steal.
- Set a career-high with his 24th home run off former Twins' teammate **Brian Dozier** on August 3, 2019 vs. WAS...The duo played parts of seven seasons with Minnesota from 2012-18...Escobar then hosted Dozier for dinner at his home following the game.

**2020:**

- His swing and miss percentage dropped from 24.8 in 2019 to 21.6 in 2020, his lowest mark since 2016 with Minnesota (19.5).

**2021:**

- Named to his first All-Star team and went 1-for-1, playing third base in the Midsummer Classic.
- Recorded 20+ homers for the fourth time in his career and 90 or more RBI for the second time.
- Matched a career-high seven RBI on May 15 vs. WAS with Arizona...Finished 3-for-5 with three runs and two home runs.
- Traded to Milwaukee in exchange for **OF Cooper Hummel** and **INF Alberto Ciprian** on July 28, 2021.
- On the injured list with a strained right hamstring from August 24-September 3.
- Batted .300 (3-for-10) in Milwaukee's NLDS loss to the eventual World Series Champion Atlanta Braves.
- Signed by the Mets to a two-year contract with a club option for 2024 on December 1, 2021.

**2022:**

- Named NL Player of the Month for September, slashing .340/.393/.649 with 33 hits, four doubles, one triple, eight home runs, 24 RBI, nine walks, and 16 runs scored across 26 games.
- Finished among NL leaders in September in batting average (2nd), SLG (1st), OBP (4th), OPS (1.042, 1st), hits (T-2nd), and home runs (3rd).
- Drove in six runs while hitting for the cycle for the first time in his career on June 6 at SD.
- On the injured list with a left oblique strain from August 16-27.
- Tallied his sixth career walkoff RBI and second of the season on September 28 vs. MIA while driving in all five of the Mets' runs in a 5-4, extra-inning victory.
- Launched his first career grand slam on September 23 at OAK off **LHP Cole Irvin**.

**Career-Highs - Statcast**

	Speed/Distance	Date
<b>Hardest Hit Ball:</b>	111.5 MPH	July 27, 2022 vs. NYY
<b>Farthest Hit Ball:</b>	453 ft	April 8, 2021 at COL
<b>Top Sprint Speed:</b>	31.1 ft/s	April 2, 2018 at PIT





# ESPINAL SANTIAGO

# 5

## INFIELDER

BIRTHDATE ..... November 13, 1994  
 OPENING DAY AGE ..... 29  
 BIRTHPLACE ..... Santiago, Dominican Republic  
 RESIDENCE ..... Miami, FL  
 INSTAGRAM ..... @stgo1313

BATS/THROWS ..... R/R  
 HEIGHT/WEIGHT ..... 5-10/185  
 CONTRACT STATUS ..... signed thru 2024  
 M.L. SERVICE ..... 3.149  
 OPTIONS USED ..... 1 of 3

### PERSONAL:

- Santiago Roman Espinal.
- Attended Lyman High School in Longwood, FL.
- Went to Miami-Dade Community College in Miami, FL...Played one season for the junior college, batting .432 (70-for-162) over 43 games.
- Enjoys playing basketball in his spare time...Favourite player is Kyrie Irving.
- Participated in both the Toronto and Vancouver stops of the 2023 Blue Jays Winter Tour.

### LAST SEASON:

- Blasted his 1st [homer](#) of the year in his only at-bat of the game on April 17 at HOU.
- Placed on the IL with right hamstring inflammation from May 21-June 5...Appeared in four rehab games for Single-A Dunedin, batting .308 (4-for-13) with a double.
- Laced a pinch-hit [double](#) to left in the 8th inning on Sept. 23 at TB, his MLB-leading 4th PH-2B of the year...Became the only player in franchise history to record four pinch-hit doubles in a single season.
- Over his last 21 regular-season games, batted .383 (18-for-47) with six doubles and six RBI (.919 OPS).
- Entered Game 2 of the ALWC on Oct. 4 at MIN in the 6th inning and recorded a pinch-hit [single](#)...Became the 13th player in club history with a pinch-hit in the playoffs...Added another single in the 9th for his 2nd career postseason multi-hit game...Is now 4-for-6 with a double in playoff contests.

*Bold – career high; Red – league high*

Year	Club and League	AVG	G	AB	R	H	2B	3B	HR	RBI	BB	IBB	SO	SB	CS	OBP	SLG	OPS	SH	SF	HBP
2016	GCL Red Sox (GCL)	.244	26	86	8	21	2	0	0	10	10	0	11	1	0	.330	.267	.597	2	0	1
2017	Greenville (SAL)	.280	123	492	64	138	18	4	4	46	39	0	67	20	6	.334	.358	.692	5	5	3
2018	Salem (CAR)	.313	65	256	53	80	15	3	7	32	18	1	35	9	1	.363	.477	.840	0	3	4
	Dunedin (FSL)	.262	17	65	9	17	3	1	2	8	6	0	10	0	3	.333	.431	.764	1	0	1
	New Hampshire (EAS)	.286	42	147	17	42	9	2	1	20	14	0	22	2	1	.354	.395	.749	0	1	2
2019	New Hampshire (EAS)	.278	94	367	46	102	21	1	5	57	35	1	50	10	11	.343	.381	.724	4	1	2
	Buffalo (INT)	.317	28	104	11	33	6	0	2	14	7	0	23	2	2	.360	.433	.793	1	0	0
2020	TORONTO (AL)	.267	26	60	10	16	4	0	0	6	4	0	16	1	0	.308	.333	.641	1	1	0
2021	Buffalo (AAA)	.308	4	13	1	4	1	0	1	2	0	0	4	0	0	.308	.615	.923	0	0	0
	TORONTO (AL)	<b>.311</b>	92	222	32	69	13	1	2	17	22	0	30	6	1	.376	.405	.781	1	0	1
2022	TORONTO (AL)	.267	<b>135</b>	<b>449</b>	<b>51</b>	<b>120</b>	<b>25</b>	0	<b>7</b>	<b>51</b>	<b>36</b>	<b>1</b>	<b>68</b>	<b>6</b>	6	.322	.370	.692	1	3	2
2023	TORONTO (AL)	.248	93	230	30	57	14	0	2	25	18	1	36	2	1	.310	.335	.645	2	1	3
	Dunedin (FL)	.308	4	13	2	4	1	0	0	0	2	0	2	1	0	.400	.385	.785	0	0	0
	<b>Minor Totals</b>	.286	403	1543	211	441	76	11	22	189	131	2	223	45	24	.345	.392	.737	13	10	13
	<b>MAJOR TOTALS</b>	.273	347	961	123	262	56	1	11	99	80	2	150	15	8	.331	.367	.698	5	5	6

### ALL-STAR GAME RECORD

Year	League and City	AVG	G	AB	R	H	2B	3B	HR	RBI	BB	IBB	SO	SB	CS	OBP	SLG	OPS	SH	SF	HBP
2022	AL at LAD	.000	1	1	0	0	0	0	0	0	1	0	0	0	0	.500	.000	.500	0	0	0

### WILD CARD RECORD

Year	Club and Opp.	AVG	G	AB	R	H	2B	3B	HR	RBI	BB	IBB	SO	SB	CS	OBP	SLG	OPS	SH	SF	HBP
2022	TOR vs. SEA	.500	1	4	2	2	1	0	0	0	0	0	0	0	0	.500	.750	1.250	0	0	0
2023	TOR vs. MIN	1.000	1	2	0	2	0	0	0	0	0	0	0	0	0	1.000	1.000	2.000	0	0	0
	<b>TOTALS</b>	.667	2	6	2	4	1	0	0	0	0	0	0	0	0	.667	.833	1.500	0	0	0

### HOME RUN BREAKDOWN

Total	ONE GAME										IP	PH	RHP	LHP	
	H	A	2	3	4	GS	LO	XN							
11	6	5	0	0	0	0	0	1	0	0	0	0	0	7	4

### TRANSACTIONS

- Selected by the Boston Red Sox in the 10th round of the 2016 First-Year Player Draft
- Traded to the Toronto Blue Jays in exchange for OF Steve Pearce and cash considerations on June 28, 2018
- On injured list (right hip flexor strain) from August 29-September 23, 2021
- On injured list (left oblique strain) from September 22-October 7, 2022

BIOGRAPHIES

LAST SEASON

HISTORY

RECORDS

OPPONENTS

PLAYER DEV.

MEDIA & MISC.



## GAME HIGHS

<b>ML Debut</b>	July 25, 2020 at TB	<b>Stolen Bases</b>	1 – 15x, last: May 20, 2023 vs. BAL
<b>Runs</b>	4 – July 22, 2022 at BOS	<b>Last ML Home Run</b>	July 29, 2023 vs. LAA
<b>Hits</b>	3 – 16x, last: May 20, 2023 vs. BAL	<b>Longest Hitting Streak</b>	16G – May 5-23, 2022
<b>Home Runs</b>	1 – 11x, last: July 29, 2023 vs. LAA	<b>Longest On-Base Streak</b>	22G – May 3-28, 2022
<b>RBI</b>	3 – 6x, last: Sept. 10, 2022 at TEX	<b>Longest Hitless Streak</b>	26AB – June 15-22, 2022

## MILESTONES

Category	Date	Opponent	Pitcher	Notes
<b>Hit</b>	1 July 28, 2020	at Washington	Freeman	Single
<b>Home Run</b>	1 July 3, 2021	Tampa Bay	Wisler	2R
<b>Leadoff HR</b>	1 June 1, 2022	Chicago (AL)	Kopech	—
<b>RBI</b>	1 Aug. 20, 2020 (G1)	Philadelphia	Howard	Sacrifice Fly
<b>Stolen Base</b>	1 July 26, 2020	at Tampa Bay	Roe	3rd base
			C-Perez	

## PROFESSIONAL CAREER:

### MINORS:

- Began his pro career with the GCL Red Sox in 2016 and batted .244 over 26 games.
- Connected for 18 doubles, four triples, and four homers while hitting .333 for Class-A Greenville in 2017.
- Among South Atlantic League batters in 2017, ranked 2nd in hits (138) and 10th in average (.280).
- Spent time in the Dominican Winter League with the Estrellas de Oriente, going 1-for-6 with a walk in five games.
- Started 2018 with Advanced-A Salem where he hit .313 with 15 doubles, three triples, and seven home runs over 65 games while being named a Mid-Season All-Star.
- Acquired by the Blue Jays from the Red Sox in exchange for **Steve Pearce** and cash considerations on June 28 and was assigned to Advanced-A Dunedin.
- Played 17 games for the D-Jays and slashed .262/.333/.431 with six extra-base hits.
- Wrapped up his 2018 season playing in 42 contests for Double-A New Hampshire...Hit .286 (42-for-147) for the Fisher Cats, including nine doubles, a pair of triples, a homer, and 20 RBI.
- Recorded four singles, two runs, and two walks over five postseason games for New Hampshire.
- Played in 15 games for the Surprise Saguaros in the Arizona Fall League, batting .250 (14-for-56) with three doubles, a triple, and four RBI.
- Began the 2019 season with Double-A New Hampshire.
- Batted .278 with 27 extra-base hits in 94 games for the Fisher Cats.
- Promoted to Triple-A Buffalo on Aug. 3 and slashed .317/.360/.433 over 28 contests for the Bisons to wrap up his 2019 campaign.
- After the season, was added to Toronto's 40-man roster to protect him from the Rule 5 Draft.

### 2020:

- Made his MLB Debut on July 25 at TB with a start at third base (0-for-2, K).
- Entered the game on July 26 at TB as a pinch-runner at 2nd base in the 10th inning...Swiped 3rd for his 1st career stolen base and then scored on a sac fly for his 1st career run.
- Recorded his [1st MLB hit](#) on July 28 at WAS, a single off **Sam Freeman**.
- On Aug. 20 vs. PHI (G1), picked up his 1st career RBI with a [sac fly](#).
- Singled twice and doubled on Aug. 25 vs. BOS for his 1st [three-hit game](#).
- Went 1-for-3 at the plate on Sept. 11 vs. NYM before pitching for the 1st time in his career as he tossed the 9th inning (2H, 1ER, HBP)...Pitched again on Sept. 15 at NYY (1.0 IP, 1H, 1ER, 1HR, 1BB), becoming the 5th position player in team history to pitch more than once in a season.
- Ended the season with a six-game hitting streak (6-for-15, 2-2B, 5 RBI).
- Named to Toronto's Wild Card roster but did not play.

### 2021:

- Batted .320 (65-for-203) across 62 starts...Hit .346 (54-for-156) with nine doubles, two homers, 11 RBI, and a 19BB/17K ratio from June 1st to the end of the season (.863 OPS).
- Played four games at Triple-A Buffalo, hitting .308 (4-for-13) with a double, a home run, and two RBI (.923 OPS).
- Recalled from the PDC training site on April 10 vs. LAA and tied a career-high with [three hits](#) in his season debut (also: Aug. 25, 2020 vs. BOS).
- Notched his [1st career triple](#) on May 16 vs. PHI.
- Hit his [1st career home run](#) on July 3 vs. TB, a two-run shot off **Matt Wisler** in the 6th...Wisler also surrendered **Cavan Biggio's** 1st homer on May 26, 2019.
- Launched his [2nd career roundtripper](#) on Aug. 1 vs. KC, a solo bomb off **Josh Staumont** in the 4th.
- Placed on the injured list with a right hip flexor strain from Aug. 29-Sept. 23.
- Went 13-for-29 (.448) in nine games after his IL stint to end the year.





**2022:**

- Named to his 1st career All-Star team...Went 0-for-1 with a walk.
- His .301 AVG vs. LHPs ranked 12th in the AL.
- Set career highs in games (135), runs (51), hits (120), doubles (25), home runs (7), RBI (51), and walks (36).
- Went 3-for-3 with a HBP, a stolen base, and two runs on April 11 at NYY...Marked his 6th career three-hit game and his 1st time reaching base four times in a game.
- Hit a solo shot off **Justin Verlander** on April 22 at HOU, his 1st [home run](#) of the season (3rd career).
- Delivered the game-winning run with a solo homer in the 7th inning on April 23 at HOU, homering in back-to-back games for the 1st time in his career.
- Had a career-high 16-game [hitting streak](#) from May 5-23 (20-for-56, .357 AVG, 6-2B, 5RBI, .403 OBP, .868 OPS).
- Hit his 1st career [leadoff home run](#) off **Michael Kopech** on June 1 vs. CWS...Marked his 3rd HR in 49G, surpassing last season's total (2HR in 92G).
- Went deep for the 5th time on June 6 at KC, homering in consecutive games for the 2nd time in the season and in his career.
- Drilled his 7th home run on Aug. 5 at MIN, was his 1st since June 30 vs. TB.
- Placed on the 10-day injured list with a strained left oblique from Sept. 22-Oct. 7.
- Doubled to lead off the 3rd inning in Game 2 of the ALWC vs. SEA, his 1st career [postseason hit](#) in his 1st career post-season at-bat.

<b>Career-Highs - Statcast</b>		
	<b>Speed/Distance</b>	<b>Date</b>
<b>Hardest Hit Ball:</b>	<a href="#">107.5 MPH</a>	July 16, 2022 vs. KC
<b>Farthest Hit Ball:</b>	<a href="#">407 feet</a>	June 1, 2022 vs. CWS
<b>Top Sprint Speed:</b>	28.9 ft/s	June 17, 2021 vs. NYY

**AT THE ALL-STAR BREAK**

**(TOP 5)**

**BATTING LEADERS**

<b>AVERAGE</b>		
1993	J. Olerud	.395
1999	T. Fernandez	.372
2006	C. Delgado	.363
1994	P. Mollitor	.342
2000	S. Stewart	.339

<b>HOME RUNS</b>		
2011	J. Bautista	31
1987	G. Bell	29
2000	C. Delgado	28
2003	C. Delgado	28
2021	V. Guerrero Jr.	28

<b>RUNS</b>		
2016	J. Donaldson	80
2003	C. Delgado	76
2003	V. Wells	75
2000	C. Delgado	74
2011	J. Bautista	73
2000	R. Mondesi	73

<b>RBI</b>		
2003	C. Delgado	97
2003	V. Wells	84
1994	J. Carter	80
2000	C. Delgado	80
2016	E. Encarnacion	80

<b>HITS</b>		
2023	B. Bichette	122
2003	V. Wells	121
1993	J. Olerud	120
1986	T. Fernandez	118
2001	S. Stewart	118

<b>STOLEN BASES</b>		
1997	O. Nixon	37
1999	S. Stewart	29
1993	R. Alomar	28
1984	D. Garcia	27
1991	R. Alomar	27

**PITCHING LEADERS**


<b>ERA</b>		
1997	R. Clemens	1.69
1985	D. Stieb	1.87
1992	J. Guzman	2.11
1991	J. Key	2.23
2022	A. Manoah	2.28

<b>WINS</b>		
2000	D. Wells	15
1997	R. Clemens	13
2003	R. Halladay	13
2005	R. Halladay	12
2006	R. Halladay	12
2016	J. Happ	12

<b>SAVES</b>		
2006	J. Romano	26
2006	B. Ryan	24
1998	R. Myers	23
1993	D. Ward	22
2017	R. Osuna	22
2000	B. Koch	20
2010	K. Gregg	20
2022	J. Romano	20

<b>STRIKEOUTS</b>		
2023	K. Gausman	153
1997	R. Clemens	140
2021	R. Ray	130
2008	A. Burnett	126
1992	J. Guzman	122
2008	R. Halladay	121
2018	J. Happ	121





NON-ROSTER

# ESPINO PAOLO

# 52

PITCHER

BIRTHDATE ..... January 10, 1987  
 OPENING DAY AGE ..... 37  
 BIRTHPLACE ..... Panama City, PAN  
 RESIDENCE ..... Panama City, PAN  
 INSTAGRAM ..... @paoloespino

BATS/THROWS ..... R/R  
 HEIGHT/WEIGHT ..... 5-10/220  
 CONTRACT STATUS ..... signed thru 2024  
 M.L. SERVICE ..... 2.102  
 OPTIONS USED ..... 2 of 3

## PERSONAL:

- Paolo Alesandro Espino.
- Married to his wife, Leslie, and father to Alana and Mateo.
- Born in Panama City, Panama, but attended Pendelton High School and IMG Academy in Bradenton, FL.
- Pitched twice for Panama at the World Baseball Classic (2006 & 2009).
- Entering the 2024 season, his 41 career MLB starts are 6th-most among Panama-born players, trailing only **Bruce Chen** (227), **Juan Berenguer** (95), **Jaime Barria** (62), **Ramiro Mendoza** (62), and **Randall Delgado** (53).

## LAST SEASON:

- Made three relief appearances for the Nationals, giving up 11 runs over 4.0 frames of work (24.75 ERA).
- Started 13 games for Washington's Triple-A team in Rochester, posting a 4-3 record and a 4.33 ERA (29 ER/60.1 IP).
- In the first game of a doubleheader on June 10 at WOR, threw his 3rd career Minor League complete game (4th professional)...Allowed five runs over 6.0 innings with nine hits, a walk, and four strikeouts.

*Bold – career high; Red – league high*

Year	Club & League	W-L	ERA	G	GS	CG	SHO	SV	IP	H	R	ER	HR	HB	BB	IBB	SO	WP	BK	AVG
2007	Lake County (SALL)	4-5	3.66	33	13	0	0	0	108.1	95	53	44	20	5	31	0	116	5	0	.231
2008	Lake County (SALL)	2-0	3.16	19	0	0	0	1	37.0	35	13	13	4	1	12	0	48	2	0	.252
	Kinston (CARL)	0-2	8.49	7	6	0	0	0	29.2	39	31	28	5	5	11	0	20	1	0	.312
2009	Lake County (SALL)	2-1	6.75	5	2	0	0	0	13.1	19	10	1	3	2	0	0	14	0	0	.339
	Kinston (CARL)	9-6	2.59	22	21	0	0	1	118.1	89	41	34	9	8	34	0	101	3	0	.206
	Akron (EL)	0-1	3.00	1	0	0	0	0	3.0	2	2	1	1	0	0	0	2	0	0	.167
2010	Akron (EL)	9-4	4.00	21	15	0	0	0	101.1	95	49	45	13	7	35	0	92	6	1	.245
	Columbus (IL)	3-3	5.62	7	7	0	0	0	41.2	43	26	26	7	2	12	0	32	2	0	.259
2011	Akron (EL)	6-0	2.44	22	5	0	0	1	81.0	66	22	22	8	3	18	0	78	4	0	.224
	Columbus (IL)	2-1	3.43	12	5	0	0	0	39.1	35	16	15	3	1	7	1	41	2	0	.229
2012	Akron (EL)	7-3	3.09	22	20	0	0	0	116.1	116	42	40	7	4	34	1	106	3	0	.265
	Columbus (IL)	0-1	6.75	2	2	0	0	0	6.2	10	8	5	2	1	4	0	5	1	0	.333
2013	Akron (EL)	2-5	5.35	15	13	0	0	0	79.0	90	52	47	10	5	27	0	73	1	1	.283
	Columbus (IL)	4-6	3.92	17	8	0	0	0	62.0	66	30	27	6	3	17	2	68	0	1	.269
2014	Harrisburg (EL)	6-5	3.98	24	16	0	0	0	113.0	98	52	50	12	11	23	0	112	1	0	.229
	Syracuse (IL)	0-0	1.35	1	1	0	0	0	6.2	2	1	1	0	0	1	0	4	0	0	.091
2015	Harrisburg (EL)	0-3	4.26	8	7	1	0	0	38.0	35	18	18	3	0	11	0	32	1	0	.245
	Syracuse (IL)	8-6	3.21	20	19	0	0	0	117.2	116	47	42	13	4	19	0	88	1	0	.260
2016	Syracuse (IL)	8-11	3.30	26	24	1	0	0	152.2	146	60	56	13	6	29	0	133	4	0	.248
2017	MILWAUKEE (NL)	0-0	6.11	6	2	0	0	0	17.2	17	13	12	5	3	8	0	13	0	0	.243
	TEXAS (AL)	0-0	5.68	6	0	0	0	0	6.1	6	4	4	2	0	2	0	7	0	0	.240
	2 TEAMS	0-0	6.00	12	2	0	0	0	24.0	23	17	16	7	3	10	0	20	0	0	.242
	Colorado Springs (PCL)	4-2	4.52	16	14	0	0	0	75.2	86	40	38	12	1	14	1	73	1	0	.285
	Round Rock (PCL)	1-0	3.00	1	0	0	0	0	3.0	1	1	1	0	0	1	0	4	0	0	.111
2018	Round Rock (PCL)	0-0	15.00	3	0	0	0	0	6.0	10	11	10	2	0	4	0	6	1	0	.370
	Colorado Springs (PCL)	4-5	4.83	19	10	0	0	0	54.0	62	31	29	7	3	22	1	52	0	0	.292
2019	Nationals (GULF)	0-0	4.15	2	0	0	0	0	4.1	4	2	2	0	0	1	0	9	0	0	.250
	Fresno (PCL)	8-4	5.65	17	17	0	0	0	92.1	97	61	58	15	5	24	0	93	1	0	.266
2020	WASHINGTON (NL)	0-0	4.50	2	1	0	0	0	6.0	8	3	3	1	0	2	0	7	0	0	.320
2021	WASHINGTON (NL)	<b>5-5</b>	4.27	35	<b>19</b>	0	0	1	109.2	108	53	52	19	1	<b>25</b>	2	<b>92</b>	1	0	.256
2022	WASHINGTON (NL)	<b>0-9</b>	4.84	<b>42</b>	<b>19</b>	<b>1</b>	0	0	<b>113.1</b>	131	64	61	24	2	24	0	<b>92</b>	1	0	.287
2023	WASHINGTON (NL)	0-0	24.75	3	0	0	0	0	4.0	14	11	11	1	0	3	0	3	0	0	.583
	Rochester (IL)	4-3	4.33	13	13	1	0	0	60.1	58	34	29	10	2	22	1	52	1	0	.254
<b>Minor Totals</b>		93-77	3.98	355	238	3	0	3	1560.2	1515	753	691	183	80	415	7	1454	41	3	.253
<b>MAJOR TOTALS</b>		5-14	5.01	94	41	1	0	1	257.0	284	148	143	52	6	64	2	214	2	0	.278

## TRANSACTIONS

- Selected by the Cleveland Indians in the 10th round of the 2006 First-Year Player Draft
- Signed by the Chicago Cubs on Nov. 19, 2013
- Signed by the Washington Nationals on April 10, 2014
- Signed by the Milwaukee Brewers on Nov. 16, 2016
- Traded to the Texas Rangers in exchange for cash considerations on Aug. 26, 2017
- Signed by the Texas Rangers on Dec. 21, 2017
- Signed by the Milwaukee Brewers on May 12, 2018
- Signed by the Washington Nationals on Jan. 16, 2019
- On injured list (right hand flexor strain) from July 19-Aug. 5, 2023
- Signed by the Toronto Blue Jays on Dec. 23, 2023



## GAME HIGHS

<b>ML Debut</b>	May 19, 2017 at CHC	<b>ER Allowed</b>	8 – July 18, 2023 at CHC
<b>Innings Pitched:</b>		<b>HR Allowed</b>	3 – 3x, last: Oct. 4, 2022 at NYM
<b>Starter</b>	6.0 – Sept. 13, 2021 vs. MIA	<b>Low Hit CG</b>	7 – Aug. 4, 2022 at PHI
<b>Reliever</b>	3.1 – June 11, 2021 vs. SF	<b>Last Win</b>	Sept. 19, 2023 vs. COL
<b>Walks:</b>		<b>Last Save</b>	June 23, 2021 at PHI
<b>Starter</b>	4 – 2x, last: Aug. 19, 2022 at SD	<b>Last CG</b>	Aug. 4, 2022 at PHI
<b>Reliever</b>	2 – 6x, last: July 18, 2023 at CHC	<b>Last Sho</b>	None
<b>Strikeouts:</b>		<b>Last Start</b>	Oct. 4, 2022 at NYM
<b>Starter</b>	7 – 3x, last: Sept. 19, 2021 vs. COL	<b>Last Relief App.</b>	July 18, 2023 at CHC
<b>Reliever</b>	5 – June 11, 2021 vs. SF	<b>Longest Win Streak</b>	3G – June 16-July 30, 2021
<b>Hits Allowed</b>	8 – 2x, last: Aug. 15, 2021 vs. ATL	<b>Longest Losing Streak</b>	9G – June 12, 2022-current
		<b>Scoreless Innings Streak</b>	12.1 – May 20-June 12, 2022

## MILESTONES

Category	Date	Opponent	Notes
<b>Start</b>	1 May 19, 2017	at Chicago (NL)	ND - 4.0 IP, 5H, 3R/2ER, 0BB, 3K
<b>Win</b>	1 June 16, 2021	Pittsburgh	as a starter - 5.0 IP, 3H, 0ER, 0BB, 2K
<b>Save</b>	1 June 23, 2021	at Philadelphia	1.0 IP

## PROFESSIONAL CAREER:

### MINORS:

- Made his professional debut in 2007 with Single-A Lake County...Ranked 3rd among Cleveland farmhands in strikeouts (116) and fourth in ERA (3.66).
- In 2008, went 2-2 with one save and a 5.54 ERA (41 ER/66.2 IP) in 26 games (six starts) between Single-A Kinston and Single-A Lake County.
- Led the Carolina League in 2009 in ERA (2.59) and WHIP (1.04) and was tied for 5th in wins (9)...Named Carolina League Pitcher of the Week on Aug. 17.
- Split the 2010 season between Double-A Akron and Triple-A Columbus...Earned Eastern League mid-season All-Star honors...Named International League Pitcher of the Week on Aug. 16.
- In 2011, owned the 4th-best ERA (2.77) amongst Cleveland farmhands...Named International League Pitcher of the Week on Aug. 29.
- His 3.29 ERA and 111 strikeouts in 2012 between Double-A Akron and Triple-A Columbus ranked 4th in Cleveland's organization...Following the season, played for Panama in the World Baseball Classic Qualifiers.
- Began the 2013 season with Double-A Akron before being promoted to Triple-A Columbus in late May...Went 6-11 with a 4.72 ERA (74 ER/141.0 IP) in 32 games (21 starts) between the two clubs.
- In his first season in Washington's system in 2014, spent most of the year with Double-A Harrisburg before making one start with Triple-A Syracuse...Ranked 2nd among Nationals farmhands and 6th in the Eastern League with 116 strikeouts.
- Began the 2015 season with Double-A Harrisburg before joining Triple-A Syracuse in late May...Went 8-9 with a 3.47 ERA (60 ER/155.2 IP) in 28 games (26 starts) between the two stops...His 120 strikeouts ranked 3rd among Nationals farmhands, while his 3.47 ERA ranked 7th.
- Had a 3.30 ERA (56 ER/152.2 IP) with Syracuse in the International League in 2016, his lowest since 2012...Surpassed 150.0 innings for a second straight season, the 2nd-highest total of his career.

### 2017:

- Saw his first Major League action, posting no decisions with a 6.00 ERA (16 ER/24.0 IP) in 12 games for Milwaukee and Texas...Had five total stints in the Majors.

### 2018:

- Went 4-5 with a 5.85 ERA (39 ER/60.0 IP) in 22 games (10 starts) between Triple-A Round Rock and Triple-A Colorado Springs.

### 2019:

- His eight wins were tied for sixth most in Washington's system...Struck out 102 batters against 25 walks across 96.2 innings between Triple-A Fresno and the GCL Nationals.

### 2020:

- Opened the season at the Alternate Training Site.
- Made the start on Sept. 22 vs. PHI (4.0 IP, 7H, 3ER, 4K)...Did not issue a walk.
- Tossed 2.0 innings of one-hit, scoreless relief on Sept. 27 vs. NYM...Struck out three batters with two walks.
- Following the season, he went 2-3 with a 3.72 ERA (12 ER/29.0 IP) and a .208 opponents' batting average in six starts for Toros Del Este of the Dominican Winter League.

### 2021:

- In his first full Major League season, went 0-1 with one save and a 3.42 ERA in 16 relief appearances.
- In six relief outings from April 24 to May 14, retired 25 straight batters, a Nationals record (2005-pres.), for a reliever...Combined with the final four outs of his start on April 18 vs. Arizona, he retired 29 straight batters.
- Joined the rotation on June 16 and, in his next seven starts, went 3-0 with a 2.70 ERA with 23 strikeouts and six walks across 33.1 innings pitched.
- Earned his first career win on June 16 vs. PIT, tossing 5.0 scoreless innings (3H, 0BB, 2K).
- Recorded first career save in his next outing on June 23 at PHI, throwing a perfect 9th frame in a 13-1 win.
- On July 30, trade deadline day, was called upon to make the start in place of Jon Lester, who was traded at 3:55 p.m. ET... Allowed one earned run on four hits with six strikeouts in 5.1 innings to earn the win in a 4-3 victory over the Chicago Cubs.



**2022:**

- Set career-highs in appearances (42) and innings pitched (113.1) while matching career-highs in starts (19) and strikeouts (92).
- Opened the season in Washington's bullpen before joining the rotation on June 12.
- Ranked 8th in the National League with 1.91 walks per 9.0 innings (min. 100.0 IP).
- Posted a 2.12 ERA in 23 relief outings.
- Issued just four walks in 30.1 innings across his first 21 outings...Tossed scoreless relief in 16 of the 21 games (2.08 ERA).
- Became the first pitcher in Nationals history (2005-pres.) with at least 10 starts and no wins...Washington went 7-12 in his 19 starts despite Espino not getting a win.
- Tossed his first career complete game in a rain-shortened loss on Aug. 4 at PHI (4.0IP, 7H, 5ER, 2HR, 0BB, 3K).

**Statcast Data**

	2023	Career
<b>Strikeout %:</b>	10.7	19.3
<b>Walk %:</b>	10.7	5.8
<b>Hard Hit %:</b>	45.5	41.0
<b>Fastest Pitch:</b>	<a href="#">92.6 MPH</a>	Sept. 27, 2020 vs. NYM

**FIRST-YEAR PLAYER DRAFT, 1ST ROUND SELECTIONS**

1977	Tom Goffena-SS, #25	2002	Russ Adams-SS, #14
1978	Lloyd Moseby-OF, #2	2003	Aaron Hill-SS, #13
1979	Jay Schroeder-C, #3	2004	David Purcey-LHP, #16
1980	Garry Harris-SS, #2	2005	Ricky Romero-LHP, #6
1981	Matt Williams-RHP, #5	2006	Travis Snider-OF, #14
1981	John Cerutti-LHP, #21	2007	Kevin Ahrens-INF, #16
1982	Augie Schmidt-SS, #2	2007	J.P. Arencibia-C, #21
1983	Matt Stark-C, #9	2008	David Cooper-IB, #17
1985	Greg David-OF, #25	2009	Chad Jenkins-RHP, #20
1986	Earl Sanders-RHP, #25	2010	Deck McGuire-RHP, #11
1987	Alex Sanchez-RHP, #17	2011	Tyler Beede-RHP, #21
1988	Ed Sprague-3B, #25	2012	D.J. Davis-OF, #17
1989	Eddie Zosky-SS, #19	2012	Marcus Stroman-RHP, #22
1990	Steve Karsay-RHP, #22	2013	Phillip Bickford-RHP, #10
1991	Shawn Green-OF, #16	2014	Jeff Hoffman-RHP, #9
1992	Shannon Stewart-OF, #19	2014	Max Pentecost-C, #11
1992	Todd Steversen-OF, #25	2015	Jon Harris-RHP, #29
1993	Chris Carpenter-RHP, #15	2016	T.J. Zeuch-RHP, #21
1994	Kevin Witt-INF, #28	2017	Logan Warmoth-SS, #22
1995	Roy Halladay-RHP, #17	2017	Nate Pearson-RHP, #28
1996	Billy Koch-RHP, #4	2018	Jordan Groshans-SS, #12
1996	Joe Lawrence-SS, #16	2019	Alek Manoah-RHP, #11
1997	Vernon Wells-OF, #5	2020	Austin Martin-SS, #5
1998	Felipe Lopez-SS, #8	2021	Gunnar Hoglund-RHP, #19
1999	Alexis Rios-OF, #19	2022	Brandon Barriera-LHP, #23
2000	Miguel Negron-OF, #18	2023	Arjun Nimmala-SS, #20
2001	Gabe Gross-OF, #15		





# FLUHARTY MASON

84  
PITCHER

BIRTHDATE ..... August 13, 2001  
OPENING DAY AGE ..... 22  
BIRTHPLACE ..... Lewes, DE  
RESIDENCE ..... Tampa, FL  
INSTAGRAM ..... @mason.fluharty

BATS/THROWS ..... R/L  
HEIGHT/WEIGHT ..... 6-2/215  
CONTRACT STATUS ..... signed thru 2024  
M.L. SERVICE ..... 0.000  
OPTIONS USED ..... 0 of 3

### PERSONAL:

- Mason Lynn Fluharty...Pronounced "FLEW-hardy".
- Graduated from Cape Henlopen High School...Recorded the final out to capture the school's first ever State Championship in 2018...Earned First-Team All-Conference honours in his senior year.
- Spent three seasons at Liberty University, compiling a record of 6-4 over 51 combined appearances with a 3.47 ERA (31 ER/80.1 IP), 23 walks, and 108 strikeouts...Named to ASUN All-Conference second team in his final season in 2022.
- His favourite players growing up were **Ryan Howard** and **Jayson Werth**.
- Ranked as the Blue Jays' 27th-highest prospect after the 2023 season, according to MLB.com...Also the 27th-ranked prospect entering the 2024 season, according to Baseball America.

### LAST SEASON:

- Started the year at High-A Vancouver, appearing in 12 games, allowing a single earned run across 15.1 IP (0.59 ERA) with five walks and 21 strikeouts.
- Promoted to Double-A New Hampshire, compiling a 2-5 record and a 4.25 ERA (20 ER/42.1IP) across 36 outings, with 18 walks and 54 strikeouts.

*Bold - career high; Red - league high*

Year	Club & League	W-L	ERA	G	GS	CG	SHO	SV	IP	H	R	ER	HR	HB	BB	IBB	SO	WP	BK	AVG
2022	Vancouver (NORW)	1-1	3.52	10	0	0	0	0	15.1	15	7	6	2	0	7	0	21	0	0	.268
2023	Vancouver (NORW)	1-0	0.59	12	0	0	0	1	15.1	7	2	1	1	0	5	0	21	0	0	.132
	New Hampshire (EL)	2-5	4.25	36	0	0	0	4	42.1	49	23	20	6	3	18	4	54	1	1	.290
	<b>Minor Totals</b>	4-6	3.33	58	0	0	0	5	73.0	71	32	27	9	3	30	4	96	1	1	.255

### TRANSACTIONS

- Selected by the Toronto Blue Jays in the 5th round of the 2022 First-Year Player Draft

### PROFESSIONAL CAREER:

#### MINORS:

- In 2022, spent his first professional season at High-A Vancouver...Appeared in 10 games for the Canadians, going 1-1 with a 3.52 ERA (6 ER/15.1 IP), seven free passes, and 21 strikeouts.

### TORONTO, YOUNGEST OPENING DAY STARTERS - ALL-TIME

PITCHER	DATE	OPPONENT	AGE	IP	OUTCOME
Drew Hutchison	04/06/2015	at NYY	24 years, 227 days	6.0	W
Todd Stottlemire	04/09/1990	at TEX	24 years, 324 days	3.2	L
Marcus Stroman	04/03/2016	at TB	24 years, 338 days	8.0	W
Alek Manoah	03/30/2023	at STL	25 years, 80 days	3.1	ND
Tom Underwood	04/05/1979	at KC	25 years, 104 days	1.2	L
Jim Clancy	04/09/1981	at DET	25 years, 113 days	6.0	ND

BIOGRAPHIES

LAST SEASON

HISTORY


RECORDS

OPPONENTS

PLAYER DEV.

MEDIA & MISC.





# FRANCIS BOWDEN

**44**  
PITCHER

BIRTHDATE ..... April 22, 1996  
 OPENING DAY AGE ..... 27  
 BIRTHPLACE ..... Tallahassee, FL  
 RESIDENCE ..... Tallahassee, FL  
 INSTAGRAM ..... @bowdenfrancis33

BATS/THROWS ..... R/R  
 HEIGHT/WEIGHT ..... 6-5/245  
 CONTRACT STATUS ..... signed thru 2024  
 M.L. SERVICE ..... 0.098  
 OPTIONS USED ..... 2 of 3

## PERSONAL:

- Bowden Francis...Pronounced "BAO-den".
- Married to Jenna Francis and father to son, Booker, and daughter, Jojo.
- Brother of **Harrison Francis**, a 4th round draft pick of the Arizona Diamondbacks in 2017.
- First drafted by the Diamondbacks in the 18th round of the 2016 First-Year Player Draft but did not sign.
- Spent two seasons at Chipola College in Marianna, FL, combining to go 21-5 with a 3.31 ERA (59 ER/160.7 IP) and a 1.15 WHIP.
- Named a Rawlings Preseason All-American and Florida All Region 1st Team member in 2015.

## LAST SEASON:

- Did not allow a run in 14 of his 20 Major League outings.
- Recalled from Triple-A Buffalo on June 6, June 24, and Aug. 3.
- Made his season debut on June 10 vs. MIN, tossing 2.2 innings of relief (2H, ER, HR, 3K).
- Picked up his 1st career MLB win on June 28 vs. SF, throwing a career-high 4.0 innings of one-run relief (4H, HR, 2K).
- Tossed 3.2 frames of no-hit ball on Aug. 11 (BB, 3K), extending his scoreless innings streak to a career-best 12.1IP.
- Earned his 1st professional **save** as he pitched the final 3.0 innings on Aug. 20 at CIN (2H, ER, 4K, HR).
- Played in 10 combined Minor League contests between Triple-A Buffalo and Single-A Dunedin, posting a 2.40 ERA (8 ER/30.0 IP) with 28H, 7BB, and 45K.

*Bold – career high; Red – league high*

Year	Club & League	W-L	ERA	G	GS	CG	SHO	SV	IP	H	R	ER	HR	HB	BB	IBB	SO	WP	BK	AVG
2017	Brewers (ARIZ)	0-1	8.10	4	2	0	0	0	10.0	17	9	9	0	1	3	0	13	1	0	.362
2018	Wisconsin (MIDW)	5-8	4.41	22	19	0	0	0	104.0	120	63	51	9	2	29	1	95	6	0	.288
	Carolina (CARL)	2-2	4.88	4	4	0	0	0	24.0	19	13	13	3	2	9	0	11	0	0	.216
2019	Carolina (CARL)	1-1	3.86	3	3	0	0	0	14.0	13	6	6	1	0	6	0	20	2	0	.241
	Biloxi (SOUL)	7-8	3.99	25	24	0	0	0	128.2	111	61	57	14	7	49	1	145	4	2	.233
2021	Biloxi (AASO)	3-1	3.86	4	4	0	0	0	21.0	18	9	9	5	1	5	0	26	0	0	.222
	Nashville (AAAE)	4-2	3.49	7	7	0	0	0	38.2	26	17	15	4	2	12	0	39	0	0	.197
	Buffalo (AAAE)	6-4	4.19	14	13	0	0	0	73.0	56	38	34	15	7	31	0	71	4	1	.209
2022	TORONTO (AL)	0-0	0.00	1	0	0	0	0	0.2	1	0	0	0	0	0	0	1	0	0	.333
	Buffalo (IL)	5-10	6.59	37	23	0	0	0	98.1	108	77	72	23	13	43	0	110	3	3	.278
2023	TORONTO (AL)	<b>1-0</b>	1.73	<b>20</b>	0	0	0	<b>1</b>	<b>36.1</b>	22	7	7	5	1	<b>8</b>	0	<b>35</b>	1	2	.175
	Dunedin (FL)	0-0	0.00	1	1	0	0	0	3.0	0	0	0	0	0	0	0	3	0	0	.000
	Buffalo (IL)	0-2	2.67	9	7	0	0	0	27.0	28	11	8	6	1	7	0	42	1	0	.267
<b>Minor Totals</b>		33-39	4.55	130	107	0	0	0	541.2	516	304	274	80	36	194	2	575	21	6	.250
<b>MAJOR TOTALS</b>		1-0	1.70	21	0	0	0	1	37.0	23	7	7	5	1	8	0	36	1	2	.178

## TRANSACTIONS

- Selected by the Milwaukee Brewers in the 7th round of the 2017 First-Year Player Draft.
- Traded to the Toronto Blue Jays along with RHP Trevor Richards in exchange for 1B Rowdy Tellez on July 6, 2021.

## GAME HIGHS

<b>ML Debut</b>	April 27, 2022 vs. BOS	<b>ER Allowed</b>	2 – June 13, 2023 at BAL
<b>Innings Pitched:</b>		<b>HR Allowed</b>	1 – 5x, last: Aug. 20, 2023 at CIN
<b>Starter</b>	None	<b>Low Hit CG</b>	None
<b>Reliever</b>	4-0 – June 28, 2023 vs. SF	<b>Last Win</b>	June 28, 2023 vs. SF
<b>Walks:</b>		<b>Last Save</b>	Aug. 20, 2023 at CIN
<b>Starter</b>	None	<b>Last CG</b>	None
<b>Reliever</b>	3 – June 17, 2023 at TEX	<b>Last ShO</b>	None
<b>Strikeouts:</b>		<b>Last Start</b>	None
<b>Starter</b>	None	<b>Last Relief App.</b>	Sept. 14, 2023 vs. TEX
<b>Reliever</b>	4 – 2x, last: Aug. 29, 2023 vs. WAS	<b>Longest Win Streak</b>	1G – June 28, 2023 vs. SF
<b>Hits Allowed</b>	4 – 2x, last: June 28, 2023 vs. SF	<b>Longest Losing Streak</b>	None
		<b>Scoreless Innings Streak</b>	12.1 – June 28-Aug. 11, 2023

## MILESTONES

Category	Date	Opponent	Notes
<b>Win</b>	1 June 28, 2023	San Francisco	as a reliever - 4.0 IP, 4H, ER, HR, 2K
<b>Save</b>	1 Aug. 20, 2023	at Cincinnati	3.0 IP, 2H, ER, HR, 4K





## PROFESSIONAL CAREER:

### MINORS:

- Spent his 1st professional season in 2017 with the Brewers' Rookie ball squad, surrendering nine runs over 10.0 innings (8.10 ERA).
- Split the 2018 campaign between Class-A Wisconsin and Advanced-A Carolina, going 7-10 with a 4.50 ERA (64 ER/128.0 IP).
- Started the 2019 season with Carolina before earning a midseason promotion to Double-A Biloxi...Combined to go 8-9 with a 3.97 ERA (63 ER/142.2 IP).
- Did not play in 2020 due to the cancelled Minor League season...Trained at Diesel Fitness in Tampa during the shutdown...Joined the Brewers' alternate training site for the month of September.
- Split the first half of the 2021 season between Double-A Biloxi and Triple-A Nashville before being traded to the Blue Jays along with **Trevor Richards** in exchange for **Rowdy Tellez** on July 6.
- Spent the remainder of the year with Triple-A Buffalo, going 6-4 with a 4.19 ERA (34 ER/73.0 IP) and a 1.19 WHIP across 14 games (13 starts) with the Bisons...His 1.12 WHIP in 21 Triple-A East games ranked 2nd best in the league while his 110 strikeouts were 6th most.
- Added to Toronto's 40-man roster at the end of 2021 to protect him from the Rule 5 Draft.

### 2022:

- Made 23 starts and 14 relief appearances for the Bisons, going 5-10 with a 6.59 ERA and a 1.54 WHIP.
- His 110 punchouts trailed only **Thomas Hatch** (113) for the most among Bison hurlers.
- Recalled from Triple-A Buffalo on April 25.
- Made his **MLB debut** on April 27 vs. BOS, giving up a hit over 0.2 innings with a **punchout**...Struck out **Kiké Hernández** for his 1st career K.
- Optioned on May 2.
- Pitched in nine games for Criollos de Caguas of the Puerto Rican Winter League, going 1-2 with a 1.51 ERA (6 ER/35.2 IP) and a 0.79 WHIP (19H, 47K, 9BB).

### Statcast Data

	2023	Career
Strikeout %:	25.7	25.9
Walk %:	5.9	5.8
Hard Hit %:	41.3	40.4
Fastest Pitch:	<a href="#">97.8 MPH</a>	June 10, 2023 vs. MIN





# GARCÍA

## YIMI

# 93

PITCHER

BIRTHDATE ..... August 18, 1990  
 OPENING DAY AGE ..... 33  
 BIRTHPLACE ..... Moca, Dominican Republic  
 RESIDENCE ..... Moca, Dominican Republic  
 INSTAGRAM ..... @yimigarcia106

BATS/THROWS ..... R/R  
 HEIGHT/WEIGHT ..... 6-1/225  
 CONTRACT STATUS ..... signed thru 2024  
 M.L. SERVICE ..... 8.149  
 OPTIONS USED ..... 3 of 3

### PERSONAL:

- Yimi Garcia (pronounced "Jimmy").
- Has a son named Jimmy.
- Signed as a non-drafted free agent on January 29, 2009 by the Dodgers...Signed by scout **Bienvenido Tavarez**.
- Is the only player in franchise history to wear number 93 on his uniform.

### LAST SEASON:

- Appeared in career-high 73 games, 4th most in AL (T-7th in MLB).
- Also set personal bests in innings pitched (66.0) and strikeouts (79).
- Stranded 28 of his 35 inherited runners...His 20.0 inherited runners scored percentage was 3rd best in the AL (T-4th in MLB).
- Picked up his 1st save of the season as he retired both batters faced to close out the 11th inning in the opening game of a doubleheader on July 6 at CWS.
- Over his last 42 outings, posted a 2.70 ERA and a 0.93 WHIP while holding hitters to a .211 AVG (36.2 IP, 28H, 11ER, 6BB, 43K).
- Struck out 3 batters over 1.1 hitless innings in Game 1 of the ALWC at MIN, tying his most K's in a playoff game (also: 2015 NLDS Game 3 at NYM).

*Bold – career high; Red – league high*

Year	Club & League	W-L	ERA	G	GS	CG	SHO	SV	IP	H	R	ER	HR	HB	BB	IBB	SO	WP	BK	AVG
2009	Dodgers (DOSL)	3-2	1.67	16	5	0	0	0	54.0	37	13	10	0	4	15	0	51	3	0	.202
2010	Dodgers (ARIZ)	1-2	7.04	13	4	0	0	1	30.2	47	26	24	1	2	8	0	22	3	0	.356
2011	Ogden (PION)	4-2	3.10	20	1	0	0	4	52.1	46	23	18	4	4	19	2	71	2	2	.236
2012	Great Lakes (MIDW)	4-4	3.02	40	0	0	0	14	41.2	42	19	14	0	1	17	3	60	4	1	.253
	Rancho Cucamonga (CALL)	2-1	2.53	9	0	0	0	2	10.2	7	5	3	0	0	5	0	22	0	0	.175
2013	Chattanooga (SOUL)	4-6	2.54	49	0	0	0	19	60.1	35	17	17	9	2	14	1	85	1	0	.164
2014	Albuquerque (PCL)	4-2	3.10	47	0	0	0	5	61.0	58	23	21	5	5	18	0	69	0	0	.249
	LOS ANGELES (NL)	0-0	1.80	8	0	0	0	0	10.0	6	2	2	0	1	0	0	9	0	0	.171
2015	Oklahoma City (PCL)	0-0	4.22	9	0	0	0	0	10.2	9	5	5	1	0	5	0	12	0	0	.231
	LOS ANGELES (NL)	3-5	3.34	59	1	0	0	1	56.2	44	23	21	8	2	10	1	68	1	0	.209
2016	Dodgers (ARIZ)	0-0	0.00	1	1	0	0	0	1.0	0	0	0	0	0	0	0	0	0	0	.000
	Rancho Cucamonga (CALL)	0-0	6.00	2	2	0	0	0	3.0	3	2	2	2	1	0	0	5	0	0	.273
	Tulsa (TL)	0-1	10.80	3	0	0	0	0	3.1	4	4	4	1	1	0	0	5	0	0	.308
	LOS ANGELES (NL)	0-0	3.24	9	0	0	0	0	8.1	9	3	3	0	1	1	0	4	0	0	.310
2017									Did not play due to injury											
2018	Dodgers (ARIZ)	0-0	0.00	3	2	0	0	0	3.0	2	1	0	0	0	0	0	4	0	0	.182
	Oklahoma City (PCL)	1-0	4.30	14	0	0	0	1	14.2	16	7	7	2	1	0	0	14	0	0	.281
	LOS ANGELES (NL)	1-2	5.64	25	0	0	0	0	22.1	29	18	14	7	2	4	1	19	0	0	.305
2019	LOS ANGELES (NL)	1-4	3.61	64	0	0	0	0	62.1	40	28	25	15	6	14	2	66	1	1	.178
2020	MIAMI (NL)	3-0	<b>0.60</b>	14	0	0	0	1	15.0	9	1	1	0	0	5	0	19	0	1	.164
2021	MIAMI (NL)	3-7	3.47	39	0	0	0	15	36.1	31	18	14	5	1	13	5	35	0	0	.233
	HOUSTON (AL)	1-2	5.48	23	0	0	0	0	21.1	18	15	13	3	0	5	0	25	0	0	.225
	2 TEAMS	<b>4-9</b>	4.21	62	0	0	0	<b>15</b>	57.2	49	33	27	8	1	18	5	60	0	0	.230
2022	TORONTO (AL)	<b>4-5</b>	3.10	61	0	0	0	1	61.0	48	26	21	6	4	16	3	58	1	1	.215
	Buffalo (IL)	0-0	0.00	1	0	0	0	0	1.0	0	0	0	0	0	0	0	2	0	0	.000
2023	TORONTO (AL)	3-4	4.09	<b>73</b>	0	0	0	3	<b>66.0</b>	67	35	30	8	6	15	1	<b>79</b>	0	0	.261
<b>Minor Totals</b>		23-20	3.24	227	15	0	0	46	347.1	306	145	125	25	21	101	6	422	13	3	.236
<b>MAJOR TOTALS</b>		16-25	3.50	302	1	0	0	18	293.1	234	134	114	46	16	69	12	303	3	3	.215

### WILD CARD RECORD

Year	Club and Opp.	W-L	ERA	G	GS	CG	ShO	SV	IP	H	R	ER	HR	HB	BB	IBB	SO	WP	BK	AVG
2020	MIA vs. CHC	0-0	0.00	2	0	0	0	0	2.0	0	0	0	0	1	0	0	2	0	0	.000
2022	TOR vs. SEA	0-0	0.00	2	0	0	0	0	1.0	1	0	0	0	0	0	0	1	0	0	.250
2023	TOR vs. MIN	0-0	0.00	1	0	0	0	0	1.1	0	0	0	0	0	1	0	3	0	0	.000
<b>TOTALS</b>		0-0	0.00	5	0	0	0	0	4.1	1	0	0	0	1	1	0	6	0	0	.071

### DIVISION SERIES RECORD

Year	Club and Opp.	W-L	ERA	G	GS	CG	ShO	SV	IP	H	R	ER	HR	HB	BB	IBB	SO	WP	BK	AVG
2015	LAD vs. NYM	0-0	0.00	1	0	0	0	0	1.0	0	0	0	0	0	1	0	3	0	0	.000
2020	MIA vs. ATL	0-0	20.25	2	0	0	0	0	1.1	4	3	3	1	0	1	0	1	0	1	1.500
2021	HOU vs. CWS	1-1	18.00	3	0	0	0	0	2.0	5	4	4	1	0	0	0	2	1	0	1.500
<b>TOTALS</b>		1-1	14.54	6	0	0	0	0	4.1	9	7	7	2	0	2	0	6	1	1	.429



**CHAMPIONSHIP SERIES RECORD**

Year	Club and Opp.	W-L	ERA	G	GS	CG	ShO	SV	IP	H	R	ER	HR	HB	BB	IBB	SO	WP	BK	AVG
2021	HOU vs. BOS	0-0	9.00	3	0	0	0	0	3.0	3	3	3	1	1	2	0	4	1	0	.250

**WORLD SERIES RECORD**

Year	Club and Opp.	W-L	ERA	G	GS	CG	ShO	SV	IP	H	R	ER	HR	HB	BB	IBB	SO	WP	BK	AVG
2021	HOU vs. ATL	0-0	0.00	4	0	0	0	0	4.0	1	0	0	0	0	1	0	2	0	0	.077

**WORLD BASEBALL CLASSIC RECORD**

Year	Country	W-L	ERA	G	GS	CG	ShO	SV	IP	H	R	ER	HR	HB	BB	IBB	SO	WP	BK	AVG
2023	Dominican Republic	0-0	0.00	2	0	0	0	0	2.0	2	1	0	0	0	0	0	2	0	0	.286

**TRANSACTIONS**

- Signed by the Los Angeles Dodgers on January 29, 2009
- On injured list (right biceps soreness) from April 23-November 7, 2016
- On injured list (right elbow surgery) from February 15, 2017-April 25, 2018
- On injured list (right forearm inflammation) from July 7-August 24, 2018
- Signed by the Miami Marlins on December 20, 2019
- Traded to the Houston Astros in exchange for OF Bryan De La Cruz and RHP Austin Pruitt on July 28, 2021
- Signed by the Toronto Blue Jays on December 1, 2021
- On injured list (left back strain) from June 24-July 7, 2022

**GAME HIGHS**

<b>ML Debut</b>	Sept. 1, 2014 vs. WAS	<b>ER Allowed</b>	4 – 4x, last: May 21, 2023 vs. BAL
<b>Innings Pitched:</b>		<b>HR Allowed</b>	2 – 3x, last: April 14, 2023 vs. TB
<b>Starter</b>	2.0 – July 6, 2015 vs. PHI	<b>Low Hit CG</b>	None
<b>Reliever</b>	2.0 – 16x, last: Aug. 29, 2022 vs. CHC	<b>Last Win</b>	July 9, 2023 at DET
<b>Walks:</b>		<b>Last Save</b>	July 28, 2023 vs. LAA
<b>Starter</b>	None	<b>Last CG</b>	None
<b>Reliever</b>	3 – 2x, last: July 4, 2021 at ATL	<b>Last ShO</b>	None
<b>Strikeouts:</b>		<b>Last Start</b>	July 6, 2015 vs. PHI
<b>Starter</b>	2 – July 6, 2015 vs. PHI	<b>Last Relief App.</b>	Sept. 30, 2023 vs. TB
<b>Reliever</b>	4 – 3x, last: Sept. 6, 2020 at TB	<b>Longest Win Streak</b>	3G – 2x, last: Aug. 17-Sept. 3, 2022
<b>Hits Allowed</b>	5 – May 21, 2023 vs. BAL	<b>Longest Losing Streak</b>	7G – May 27-Sept. 18, 2021
		<b>Scoreless Innings Streak</b>	12.1 – April 10-May 9, 2015

**MILESTONES**

Category	Date	Opponent	Notes
<b>Start</b>	1 July 6, 2015	Philadelphia	ND - 2.0 IP, 4H, 2ER, HR, 2K
<b>Win</b>	1 April 13, 2015	Seattle	as a reliever - 1.0 IP, 2K
<b>Save</b>	1 April 24, 2015	at San Diego	1.0 IP, 2K

**PROFESSIONAL CAREER:****MINORS:**

- Posted a 3-2 record in 16 games (five starts) with the Rookie-level DSL Dodgers in his 1st professional season in 2009 and ranked 2nd on the club with a 1.67 ERA...Limited opponents to a .202 average with 51 strikeouts against just 15 walks in 54.0 innings.
- Went 1-2 with one save and a 7.04 ERA in 13 games (four starts) for the Rookie-level AZL Dodgers in 2010.
- Appeared in 20 games (one start) with Rookie-level Ogden in 2011, going 4-2 with four saves and a 3.10 ERA...Struck out 71 batters in just 52.1 innings and limited opposing hitters to a .236 average.
- In 2012, went a combined 6-5 with a 2.92 ERA in 49 appearances with Class-A Great Lakes and Advanced-A Rancho Cucamonga...Struck out 82 in 52.1 innings, while limiting opposing hitters to a .238 batting average.
- Spent the entire 2013 campaign with Double-A Chattanooga, going 4-6 with 19 saves and a 2.54 ERA in 49 games...Tied for 2nd in the league with 19 saves in 26 opportunities, which led all Dodger minor leaguers in 2013...Selected as a Southern League Mid-Season All-Star...Also named a MiLB.com Organizational All-Star and was selected to the Arizona Fall League Rising Stars game.

**2014:**

- Broke into the Majors as a September call-up after spending the majority of the year with Triple-A Albuquerque.
- Recalled from Albuquerque on Sept. 1 and made his **MLB debut** that evening against Washington at Dodger Stadium, firing 2.0 scoreless innings while striking out one hitter (**Anthony Rendon**).
- Posted a 1.80 ERA (2 ER/10.0 IP) in 10 games for Los Angeles...Registered nine strikeouts to just one walk in his 10 games.
- Went 4-2 with five saves and a 3.10 ERA in 47 appearances with Triple-A Albuquerque before his promotion to LAD.

**2015:**

- Made his 1st Opening Day roster in his 2nd big-league season, going 3-5 with one save and 3.34 ERA in 59 games (one start) across three stints with Los Angeles.
- Ranked among the NL's best relievers in WHIP (0.95, 5th), opponents' batting average (.199, 16th), opponents' on-base percentage (.242, 4th), strikeout-to-walk ratio (6.60, 3rd), and strikeout per nine innings (10.87, 15th).
- Recorded a career-high 68 strikeouts against just 10 walks in 56.2 innings...Did not issue a walk between June 7-Sept. 28, a span of 33.2 innings over 33 games...Had a streak of 12.1 scoreless innings over 12 appearances from April 10-May 10.
- Earned his 1st MLB victory on April 13 vs. SEA with a scoreless inning pitched in the Dodgers' 6-5 win.
- Recorded his 1st big-league save on April 24 at SD.
- Posted a 3.13 ERA (19 ER/54.2 IP) in 58 relief appearances and made one start on July 6 vs. PHI, allowing two runs on four hits in 2.0 innings.
- Selected to the Dodgers' 2015 NLDS roster and made his 1st career postseason appearance at NYM, striking out three and issuing one walk in 1.0 inning of relief.

**2016:**

- Opened the season with Los Angeles and made nine relief appearances, posting a 3.24 ERA (3 ER/8.1 IP), before being placed on the DL with right biceps soreness for the rest of the season.
- Attempted a comeback with six rehab appearances (three starts) in July, but underwent arthroscopic surgery to remove a bone fragment in his left knee on Sept. 6.

**2017:**

- Missed the entire season while recovering from Tommy John surgery which he underwent on Oct. 25, 2016.

**2018:**

- Appeared in the Majors for the first time since 2016 due to injury, and went 1-2 with a 5.64 ERA in 25 games...Struck out 19 batters and walked four over 22.1 innings of relief.
- Pitched the 8th inning of the Dodgers' combined no-hitter on May 4 vs. SD in Monterrey, Mexico, striking out two in a 1-2-3 frame...**Walker Buehler** started the game (6.0 IP), followed by **Tony Cingrani** (1.0 IP), García (1.0 IP), and **Adam Liberatore** (1.0 IP), as the group tossed the 1st combined no-hitter in franchise history.

**2019:**

- Set career-highs in appearances (64) and innings (62.1).
- Finished the season with a 1-4 record and 3.61 ERA, and held opponents to a .178 batting average while posting a 0.87 WHIP.
- His WHIP ranked 3rd among NL relievers, behind only **Josh Hader** (0.81) and **Giovanny Gallegos** (0.81)...His opponents' batting average ranked 5th in the NL (7th in MLB), and his ERA ranked 21st.

**2020:**

- Went 3-0 with a 0.60 ERA (1 ER/15.0 IP) in 2020, collecting one save...Allowed just nine hits in 15.0 innings, striking out 19 and walking five.
- Recorded his [2nd career save](#) on September 11 vs. PHI...His only previous save came on April 24, 2015 at SD with the Dodgers.
- Set the Cubs [down in order](#) on Sept. 30, striking out two, in the 8th inning of Game 1 of the Wild Card Series.
- Worked another clean 8th inning in Game 2 to help send the Marlins to the Division Series.

**2021:**

- Split the 2021 season between the Marlins and Astros, pitching to a 4-9 record with a 4.21 ERA (27 ER/57.2 IP), 18 walks, 60 strikeouts, and a 1.16 WHIP.
- Converted 15 of his 18 save opportunities (all with Miami)...Had only two career saves prior to the season.
- Made 10 appearances for Houston during the postseason, going 1-1 with a 7.00 ERA (7 ER/9.0 IP), including three walks and eight strikeouts.

**2022:**

- His career-high 22 holds were tied for 9th most in the AL...Tied a personal best with four wins (also in 2021).
- Went ER-free in 48 of his 61 outings.
- Made his Toronto debut on April 8 vs. TEX, throwing 1.0 scoreless inning with a walk on 20 pitches (12 strikes).
- Struck out three of four batters faced on June 19 vs. NYY to earn his 1st win as a Blue Jay as the team rallied for a 10-9 comeback win.
- Placed on the injured list from June 22-July 7 with a left back strain.
- Picked up his 1st [save](#) as a Blue Jay with a perfect 9th inning on Aug. 20 at NYY.
- Pitched a scoreless 10th and 11th to earn his 3rd win on Aug. 30 vs. CHC.

**Statcast Data**

	2023	Career
Strikeout %:	28.0	26.0
Walk %:	5.3	5.8
Hard Hit %:	35.2	34.1

Fastest Pitch: [99.3 MPH](#) Aug. 5, 2023 at BOS





# GAUSMAN KEVIN

34  
PITCHER

BIRTHDATE ..... January 6, 1991  
OPENING DAY AGE ..... 33  
BIRTHPLACE ..... Centennial, CO  
RESIDENCE ..... Baton Rouge, LA  
INSTAGRAM ..... @kevingausman34

BATS/THROWS ..... L/R  
HEIGHT/WEIGHT ..... 6-2/205  
CONTRACT STATUS ..... signed thru 2026  
M.L. SERVICE ..... 9.151  
OPTIONS USED ..... 3 of 3

## PERSONAL:

- Kevin John Gausman...Pronounced GAWZ-min.
- Married his wife, Taylor, in December of 2016...They have two daughters, Sadie and Sutton...Sadie threw out the ceremonial first pitch on her dad's Bobblehead Day on July 13, 2022.
- Selected 4th overall in the 2012 draft by the Baltimore Orioles behind **Carlos Correa** (HOU), **Byron Buxton** (MIN), and **Mike Zunino** (SEA).
- Before the 2018 season, changed from his old number of 39 to 34, in honour of the late former Toronto Blue Jays and Philadelphia Phillies pitcher **Roy Halladay**...Said Halladay was his idol growing up because they both hailed from Colorado.
- Wears his home state pride on his left arm where he has a sleeve tattoo that includes spot colour of the red and gold "C" logo that is on the Colorado state flag.
- Has two career immaculate innings (striking out three batters in one inning on just nine pitches): on April 23, 2018 vs. CLE and on August 18, 2019 vs. STL.

## LAST SEASON:

- Named an All-Star for the 2nd time in his career (also: 2021)...Named to the All-MLB Second Team for the 2nd time as well (also: 2021).
- His career-high 237 strikeouts were the most in the AL (**Pablo López** - 234), and are the 4th most ever by a Blue Jay in a single season (**Roger Clemens** - 292 in 1997 and 271 in 1998, **Robbie Ray** - 248 in 2021).
- Also ranked 1st in the AL in strikeout rate (31.1%) and SO/9 (11.53) while finishing 4th in ERA (3.16), 6th in SO/BB (4.31), 10th in innings pitched (185.0), and 11th in WHIP (1.18).
- Topped all AL pitchers with a 5.3 fWAR.
- Threw 100+ pitches on 18 occasions, tied with Blake Snell for the most in MLB.
- Has struck out at least 200 batters in each of the last three seasons, one of five Major Leaguers to do so, along with **Corbin Burnes**, **Dylan Cease**, **Gerrit Cole**, and **Aaron Nola**.
- Picked up his 1st win of the year on April 6 at KC, throwing 6.0 shutout frames with 4 hits, 2 walks, and 7 strikeouts...Didn't allowed an earned run for a 2nd straight outing to begin the season.
- Took a no-decision on April 12 vs. DET, giving up three runs on five hits over 8.0 innings with no walks and 11 strikeouts...Surrendered a solo home run to **Nick Maton** with one out in the 4th inning, ending his streak of 15.1 innings without allowing an earned run, the longest stretch to begin a season in franchise history (2nd: **Matt Shoemaker** - 14.0 IP in 2019).
- Tossed 7.0 shutout innings on April 29 vs. SEA, giving up five hits with a walk and a career-high **13 strikeouts**...Induced a career-high 28 swing-and-misses...Got 20 whiffs on his splitter alone, tied for the most on a single pitch in the Majors that season, and the most on a splitter in the pitch-tracking era (since 2008).
- Pitched 7.0 frames of one-run ball on June 6 vs. HOU, scattering four hits with no walks and a career-high-tying **13 strikeouts**...Became the 4th player (8th time) in franchise history to punch out at least 13 batters without any walks in a single game (last: **José Berrios** on July 12, 2022 vs. PHJ).
- Took the loss on June 27 vs. SF, tossing 6.0 frames of one-run ball with three hits, a walk, and 12 strikeouts...Fanned **LaMonte Wade Jr.** in the 4th inning to reach **1,500 career strikeouts**, becoming the 21st active player to reach the mark.
- Earned his 10th win of the year on Aug. 28 vs. WAS, giving up three runs over 5.0 innings (7H, 2BB, 7K)...Became the 3rd pitcher in team history with back-to-back 200-strikeout seasons, joining **Roger Clemens** (1997-1998) and **Roy Halladay** (2008-2009).
- Improved to 12-9 on Sept. 20 at NYY, tossing 6.0 shutout innings with three hits, three walks, and **10 strikeouts**...Was his AL-leading 9th game with double-digit punchouts and his 7th scoreless start of the year.
- Took a no-decision in his final start of the year, on Sept. 26 vs. NYY, throwing 7.0 scoreless frames with three hits, two walks, and five strikeouts...Was his 8th scoreless start of the season, trailing only **Kyle Bradish** (9) and **Chris Bassitt** (9) for the most in the AL.
- Made his 3rd career postseason start (8th appearance) in Game 1 of the ALWC on Oct. 3 at MIN...Gave up three runs over 4.0 innings (3H, 3BB, 5K).

BIOGRAPHIES

LAST SEASON

HISTORY

RECORDS

OPPONENTS

PLAYER DEV.

MEDIA & MISC.







## MILESTONES

Category	Date	Opponent	Notes
<b>Start</b>	1 May 23, 2013	at Toronto	L - 5.0 IP, 7H, 4ER, HR, 2BB, 5K
	100 Aug. 26, 2017	at Boston	W - 7.2 IP, 4H, 0R, 3BB, 5K
	200 April 21, 2022	Boston	W - 8.0+ IP, 7H, ER, 0BB, 8K
<b>Win</b>	1 June 28, 2013	New York (AL)	as a reliever - 4.1 IP, 3H, 0R, 4K
<b>10+ Strikeout Games (21)</b>	21 Sept. 20, 2023	at New York (AL)	10 strikeouts

## PROFESSIONAL CAREER:

### MINORS:

- Signed on July 13, 2012 and made his professional debut with Class-A (short) Aberdeen...Also made three starts for Advanced-A Frederick.

### 2013:

- Reached the Majors in just his 2nd professional season, making five starts and 15 relief appearances during three stints with the Orioles...Entered the season as the O's 2nd-ranked prospect by Baseball America.
- Made his **MLB debut** on May 23 with a start in the 12-6 loss at TOR (5.0 IP, 7H, 4ER, HR, 2BB, 5K)...Recorded his 1st career **strikeout** in the 1st inning (**Edwin Encarnacion**).
- Following the season, was rated by Baseball America as the 2nd-best prospect in the Orioles' organization and a Top 100 overall prospect by Baseball Prospectus (10th), ESPN.com (23rd), and MLB.com (31st).

### 2014:

- Allowed three earned runs or fewer in 16 of his 20 starts for the Orioles, leading to nine quality starts.
- Posted a 3.18 ERA (18 ER/51.0 IP) in nine road starts and a 3.90 ERA (27 ER/62.1 IP) in 11 home starts...His road ERA was the 2nd-best road mark among AL rookies (min. 8 starts).
- Recorded a rain-shortened 5.0-inning complete game on July 13 vs. NYY.
- Tossed a season-high 7.1 innings on Sept. 1 vs. MIN...His streak of three straight starts with at least 7.0 IP and seven strikeouts was the longest by an Oriole since **Erik Bedard** did so from Aug. 10-21, 2007.
- Made three postseason appearances, all in relief, pitching to a 1.13 ERA (1 ER/8.0 IP) with seven strikeouts.

### 2015:

- Recorded his 1st Major League season with at least 100 strikeouts (103).
- Struck out 10 batters over 8.0 innings on Sept. 30 vs. TOR (G2)...The 10 strikeouts matched an Orioles season high (also: **Miguel Gonzalez** on April 14 vs. NYY).
- Went 3-1 with a 2.19 ERA (13 ER/53.1 IP) in 11 appearances (eight starts) at home...Posted a quality start in seven of his eight home starts, going 3-1 with a 1.97 ERA (11 ER/50.1 IP) and holding opponents to a .205 batting average in those eight outings.

### 2016:

- Led the Orioles with 18 quality starts.
- Began the season on the injured list with a right shoulder strain...Came off the IL on April 25.
- In a pair of starts vs. NYY, threw 7.0 scoreless innings on Aug. 28 at Yankee Stadium and 6.0 scoreless innings on Sept. 3 at Camden Yards...Became first pitcher to make consecutive starts, both vs. NYY and both scoreless, since Oakland's **Scott Sanderson** in 1990.

### 2017:

- His 34 starts tied **Chris Archer** for the most in the Majors and set a career-high mark.
- Set personal bests at the time with 186.2 innings pitched and 179 strikeouts.
- On May 3 at BOS, was **ejected** for the 1st time in his career after hitting **Xander Bogaerts** with a pitch.

### 2018:

- Tossed his 1st career **immaculate inning** on April 23 vs. CLE.
- Traded from Baltimore to Atlanta at the July 31 trade deadline.
- In 10 starts for the Braves, went 5-3 with a 2.87 ERA (4.43 in 21 starts for BAL)...His five wins were the most by a Braves pitcher acquired in a season since 2000, when **Andy Ashby** went 8-6 in 15 starts after he was acquired from Philadelphia.
- Appeared in one game during the NLDS vs. LAD, tossing **2.0 innings** of relief during Game 3.

### 2019:

- Split the season between Atlanta and Cincinnati...Was claimed off waivers from Atlanta on Aug. 5.
- Made his Reds debut on Aug. 8 vs. CHC...Was his first regular-season relief outing since May 6, 2015 at NYM, snapping a streak of 128 consecutive starts.
- Recorded at least two strikeouts in 10 of his 15 appearances with the Reds.
- In perfect 8th and 9th innings on Aug. 18 vs. STL, struck out all six batters, the most strikeouts by a Reds reliever in a game in 2019...In the 9th, became the 5th documented pitcher in Reds history to throw an **immaculate inning**, the first since **Drew Storen** on April 18, 2017 vs. BAL, and one of six Major Leaguers to do it in 2019 (**Chris Sale** x2, **Josh Hader**, **Thomas Pannone**, **Stephen Strasburg**, **Chris Martin**).

### 2020:

- Made 12 appearances (10 starts) for the Giants and emerged as the anchor of the starting rotation, leading the club in strikeouts (79) and quality starts (four) while finishing 2nd behind **Johnny Cueto** in innings pitched (59.2).
- Had one of his best years as a pro, setting personal bests in strikeouts per 9.0 innings (11.92), **strikeout to walk ratio** (4.94), and **strikeout percentage** (32.2%), with then career-low markers in WHIP (1.11) and baserunners per 9.0 innings (10.0).
- Opposing batters swung and missed at 33.1% of Gausman's pitches, the 7th-highest total of any pitcher in 2020 (min. 55.0 IP) and the 3rd best in the NL, behind **Jacob deGrom** (40.9) and **Corbin Burnes** (34.7).
- His 4.94 K/BB ratio was 7th best in the NL (min. 55.0 IP)
- Fanned 11 batters in his Aug. 15 start vs. OAK at Oracle Park, setting a new **career high**...Was his 4th career double-digit **strikeout game**.
- Over his last six outings, opposing hitters were held to a .157 average (16-for-102) with a .516 OPS).



**2021:**

- Set career-best marks in innings pitched (192.0), wins (14), quality starts (20), ERA (2.81), strikeouts (227), opponents' batting average (.210), and WHIP (1.04).
- Named a National League All-Star for the 1st time in his career and finished 6th in NL Cy Young voting.
- Among NL pitchers, ranked T-1st in games started (33), 4th in strikeouts, 5th in innings pitched, T-5th in wins, 6th in ERA, 6th in opponents' average, and 7th in WHIP.
- Became the 5th Giants starter since 1995 to finish a season with a winning percentage of at least .700 and an ERA under 3.00, joining **Johnny Cueto** (2016), **Matt Cain** (2012), **Tim Lincecum** (2008), and **Jason Schmidt** (2003).
- Allowed three earned runs or fewer in 29 of 33 starts overall...His 20 quality starts were tied for 4th most in the NL.
- His 227 strikeouts were the most by a Giants pitcher in a single-season since **Madison Bumgarner** struck out 251 batters in 2016.
- San Francisco went 21-12 (.636) in his starts, going 7-7 at Oracle Park and 14-5 on the road.
- Opposition went 22-for-143 (.156) against him with RISP, and 10-for-68 (.147) with RISP and two outs.
- Made his 2nd career Opening Day start on April 1 at SEA, taking a no-decision while allowing one run on two hits over 6.2 frames (2BB, 6K).
- Set a career-high with [12 strikeouts](#) on May 14 at PIT.
- Went six consecutive starts of allowing one run or fewer while tossing at least 6.0 innings from April 19-May 19, matching the 2nd-longest streak of its kind for any Giants pitcher since 1893 (**Christy Mathewson** - 8G in 1901; **Madison Bumgarner** - 6G in 2016).
- Named NL Pitcher of the Month for May, his 1st career MLB monthly honour and the first by a Giants pitcher since **Madison Bumgarner** in August of 2014...Across six starts, compiled a perfect 5-0 record with a 0.73 ERA and 49 strikeouts over 37.0 innings...Became the 3rd pitcher in Giants history to record an ERA lower than 0.80 and at least 49 strikeouts in a calendar month, joining Hall of Famers **Gaylor Perry** (Sept., 1967) and **Juan Marichal** (June, 1965).
- Drove in San Francisco's game-winning run with a [pinch-hit sacrifice fly](#) in the 11th inning on Sept. 17 vs. ATL, the Giants' first walk-off RBI by a pitcher since **Madison Bumgarner** on Sept. 25, 2018...The only other Giants pitcher with a walk-off RBI since 1974 was **Don Robinson**, on July 31, 1990.
- Placed on the Paternity List on Aug. 5 as he and his wife welcomed a baby girl (Sutton Clair) on Aug. 6...Sutton was named after Hall of Famer **Don Sutton**.
- Issued no more than one walk in any of his final nine starts of the season, the longest active streak among Major League starters.
- Appeared twice for the Giants during the NLDS against Los Angeles...Started Game 2 and took the loss (5.1 IP, 4H, 4ER, 3BB, 7K), and pitched in relief in Game 5 (0.2 IP).

**2022:**

- His career-best 2.32 FIP ranked 2nd among all MLB hurlers (**Carlos Rodón** - 2.31).
- Ranked 5th in the AL with 205 strikeouts and finished 11th in ERA (3.35).
- Earned his 1st win as a Blue Jay on April 21 at BOS, tossing 8.0 scoreless innings before allowing the 1st batter of the 9th to reach on a hit and later score...Became the 1st pitcher in 2022 to pitch into the 9th inning...Had 22 strikeouts without issuing a walk in his three starts with Toronto, the most strikeouts without a walk by a pitcher in his first three games with a new team in MLB history (*courtesy Elias*).
- Picked up his 2nd win on May 1 vs. HOU, tossing 7.0 innings of two-run ball, giving up six hits with no walks and a season-high 10 strikeouts...Became the 1st Blue Jay pitcher with a double-digit strikeout game in 2022...Joined **Cy Young** as the only pitchers since 1903 to begin a season with five straight starts with no walks and no home runs allowed (min. 20 IP)... His 41 punchouts without any walks were the 2nd-most through the first five games of a season in MLB history (**Corbin Burnes** - 49K in 2021).
- Twirled 6.1 innings of one-run ball in Game 1 of a doubleheader on May 7 at CLE, giving up six hits with five strikeouts while walking his 1st batter of the season (**Franmil Reyes** with two out in the 4th)...Faced 136 consecutive batters to the begin the year without issuing a walk, the longest streak in franchise history (**Paul Quantrill** - 90 in 2001), and the 3rd-longest streak across the Majors since 1974 (**Mark Eichhorn** - 146 in 1991, **Dan Quisenberry** - 146 in 1982).
- Picked up his 4th win on May 24 at STL, tossing 6.0 shutout innings while allowing just four hits with a pair of walks and eight strikeouts...Induced a season-high 23 swing-and-misses.
- Tossed 7.0 shutout innings on June 27 vs. BOS, scattering four hits and a pair of walks with 10 strikeouts...Threw a season-high 110 pitches (77 strikes), the most thrown by a Blue Jays pitcher since **Robbie Ray** on Aug. 25, 2021 vs. CWS (111 pitches).
- Became the 3rd pitcher in Blue Jays history with 100+ K's (106) and fewer than 20 walks (18) before the All-Star break, joining **Roy Halladay** (2005, 2009) and **David Wells** (2000).
- Earned the win on Aug. 2 at TB, throwing 8.0 shutout innings with a hit, a walk, and 10 strikeouts...Became the first Blue Jays pitcher to go 8+ scoreless since **Alex Manoah** on Sept. 13, 2021 vs. TB, and the first to do so on the road since **Ryan Borucki** on Sept. 17, 2018 at BAL...Recorded double-digit strikeouts for the 4th time this season and 3rd time in his last six starts.
- Named AL Player of the Week for Aug. 1-7, going 1-0 with 14.0 scoreless innings pitched (7H, BB, 15K)...Was his 1st PotW nod...Became the 9th Blue Jays pitcher to take Player of the Week honours...Became the 2nd pitcher in team history to tally at least 15 K's without more than one walk across two consecutive scoreless outings, joining **Brandon Morrow** (April 28-May 3, 2012).
- Took a no-decision on Sept. 26 vs. NYY, giving up two runs 6.1 innings while recording seven strikeouts...Became the 2nd pitcher in team history to record 200 K's in his 1st season as a Blue Jay (**Roger Clemens** - 292 in 1997).
- Made his 2nd career postseason start (7th appearance) in Game 2 of the ALWC on Oct. 8 vs. SEA...Began the day with 4.0 no-hit innings and left with an 8-1 lead, but was eventually charged with four runs on five hits and a walk over 5.2 frames with seven strikeouts...The seven punchouts were one shy of the franchise's single-game postseason record (8, done four times).

**Statcast Data**

	2023	Career
Strikeout %:	31.1	25.4
Walk %:	7.2	6.5
Hard Hit %:	43.3	37.8
Fastest Pitch:	<a href="#">101.0 MPH</a>	April 22, 2015 at TOR





# GREEN CHAD

# 57

PITCHER

BIRTHDATE ..... May 24, 1991  
 OPENING DAY AGE ..... 32  
 BIRTHPLACE ..... Greenville, SC  
 RESIDENCE ..... Louisville, KY  
 INSTAGRAM ..... @chad\_green91

BATS/THROWS ..... L/R  
 HEIGHT/WEIGHT ..... 6-3/220  
 CONTRACT STATUS ..... signed thru 2025  
 M.L. SERVICE ..... 7.050  
 OPTIONS USED ..... 2 of 3

### PERSONAL:

- Chad Keith Green.
- Has a twin brother, Chase, who is three minutes younger.
- Graduated from Effingham High School (IL), where he earned all-state honours as a senior...Also lettered for three seasons in basketball.
- In three seasons at Louisville (2011-2013), went 16-6 with a 2.38 ERA (51 ER/193.0 IP) in 61 appearances (26 starts)... Finished his collegiate career as the school's record holder in career ERA (since surpassed)...Earned Second Team All-BIG EAST honours after finishing his junior season going 10-4 with 2.42 ERA (28 ER/104.1 IP).

### LAST SEASON:

- Signed by the Blue Jays on Jan. 31.
- Made 12 rehab appearances between Single-A Dunedin and Triple-A Buffalo on his way back from Tommy John surgery, posting a 1.46 ERA (2 ER/12.1 IP) and a 0.89 WHIP with 10 hits, one walk, and 15 strikeouts while holding hitters to a .217 AVG.
- Reinstated from the injured list on Sept. 1 and made his Toronto debut that evening in Colorado.
- Nabbed his 1st win of the year on Sept. 3 at COL with a 1-2-3 8th inning.
- On Sept. 20 at NYY, faced his former club for the 1st time and tossed a clean 7th inning (1.0IP, 2K).
- Made his Toronto playoff debut with 1.1 innings of work in Game 1 of the AL Wild Card on Oct. 3 at MIN...Retired all four batters faced with one strikeout.

*Bold – career high; Red – league high*

Year	Club & League	W-L	ERA	G	GS	CG	SHO	SV	IP	H	R	ER	HR	HB	BB	IBB	SO	WP	BK	AVG
2013	Tigers (GULF)	1-0	3.00	2	0	0	0	0	3.0	3	1	1	1	0	0	0	6	0	0	.250
	Lakeland (FL)	3-0	3.63	10	2	0	0	1	17.1	16	7	7	0	0	6	0	10	0	0	.242
2014	West Michigan (MIDW)	6-4	3.11	23	23	0	0	0	130.1	121	51	45	8	3	28	0	125	5	0	.251
2015	Erie (EL)	5-14	3.93	27	27	1	0	0	148.2	170	84	65	9	7	43	2	137	5	0	.287
2016	NEW YORK (AL)	2-4	4.73	12	8	0	0	0	45.2	49	26	24	12	1	15	0	52	1	0	.272
	Scranton/Wilkes-Barre (IL)	7-6	1.52	16	16	0	0	0	94.2	68	21	16	3	1	21	0	100	2	0	.200
2017	NEW YORK (AL)	5-0	1.83	40	1	0	0	0	69.0	34	14	14	4	2	17	0	<b>103</b>	3	0	.147
	Tampa (FL)	0-1	2.25	1	0	0	0	0	4.0	2	1	1	1	0	0	0	5	0	0	.154
2018	Scranton/Wilkes-Barre (IL)	2-1	4.73	5	5	0	0	0	26.2	32	15	14	1	0	11	0	33	0	0	.286
	NEW YORK (AL)	8-3	2.50	63	0	0	0	0	75.2	64	22	21	9	1	15	2	94	3	0	.229
2019	NEW YORK (AL)	4-4	4.17	54	<b>15</b>	0	0	2	69.0	66	35	32	10	6	<b>19</b>	0	98	2	0	.247
	Scranton/Wilkes-Barre (IL)	0-0	2.45	3	3	0	0	0	7.1	5	2	2	0	0	2	0	14	0	0	.185
2020	NEW YORK (AL)	3-3	3.51	22	0	0	0	1	25.2	13	13	10	5	0	8	2	32	3	0	.144
2021	NEW YORK (AL)	<b>10-7</b>	3.12	<b>67</b>	0	0	0	<b>6</b>	<b>83.2</b>	57	32	29	<b>14</b>	0	17	2	99	5	0	.193
2022	NEW YORK (AL)	1-1	3.00	14	0	0	0	1	15.0	13	6	5	1	0	5	0	16	0	0	.241
2023	TORONTO (AL)	3-0	5.25	12	0	0	0	0	12.0	12	10	7	1	0	4	1	16	0	0	.250
	Dunedin (FL)	1-0	0.00	3	1	0	0	0	3.1	2	0	0	0	0	0	0	4	0	0	.182
	Buffalo (IL)	0-0	2.00	9	0	0	0	0	9.0	8	3	2	1	0	1	0	11	0	0	.229
<b>Minor Totals</b>		24-26	3.10	97	77	1	0	1	441.1	424	184	152	23	11	112	2	439	12	0	.252
<b>MAJOR TOTALS</b>		36-22	3.23	284	24	0	0	11	395.2	308	158	142	56	10	100	7	510	17	0	.213

### WILD CARD RECORD

Year	Club and Opp.	W-L	ERA	G	GS	CG	ShO	SV	IP	H	R	ER	HR	HB	BB	IBB	SO	WP	BK	AVG
2017	NY vs. MIN	0-0	4.50	1	0	0	0	0	2.0	1	1	1	0	0	2	0	4	0	0	.143
2020	NY vs. CLE	0-0	0.00	1	0	0	0	0	1.1	3	0	0	0	0	0	0	3	0	0	.429
2021	NY vs. BOS	0-0	0.00	1	0	0	0	0	1.2	1	0	0	0	0	1	0	2	0	0	.200
2023	TOR vs. MIN	0-0	0.00	1	0	0	0	0	1.1	0	0	0	0	0	0	0	1	0	0	.000
<b>TOTALS</b>		0-0	1.42	4	0	0	0	0	6.1	5	1	1	0	0	3	0	10	0	0	.217

### DIVISION SERIES RECORD

Year	Club and Opp.	W-L	ERA	G	GS	CG	ShO	SV	IP	H	R	ER	HR	HB	BB	IBB	SO	WP	BK	AVG
2017	NY vs. CLE	0-0	81.00	1	0	0	0	0	0.1	2	3	3	1	1	0	0	0	0	0	.667
2018	NY vs. BOS	0-0	2.45	2	0	0	0	0	3.2	4	1	1	0	0	3	1	0	0	0	.308
2019	NY vs. MIN	1-0	0.00	2	0	0	0	0	2.0	2	0	0	0	0	0	0	1	0	0	.250
2020	NY vs. TB	1-0	4.50	3	0	0	0	0	4.0	3	2	2	1	0	1	0	5	0	0	.200
<b>TOTALS</b>		2-0	5.40	8	0	0	0	0	10.0	11	6	6	2	1	4	1	6	0	0	.282

### CHAMPIONSHIP SERIES RECORD

Year	Club and Opp.	W-L	ERA	G	GS	CG	ShO	SV	IP	H	R	ER	HR	HB	BB	IBB	SO	WP	BK	AVG
2017	NY vs. HOU	1-0	0.00	3	0	0	0	0	6.1	3	1	0	0	0	1	0	7	0	0	.136
2019	NY vs. HOU	0-0	9.64	4	1	0	0	0	4.2	4	5	5	2	0	1	0	5	0	0	.222
<b>TOTALS</b>		1-0	4.09	7	1	0	0	0	11.0	7	6	5	2	0	2	0	12	0	0	.175



## TRANSACTIONS

- Selected by the Detroit Tigers in the 11th round of the 2013 First-Year Player Draft
- Traded to the New York Yankees along with RHP Luis Cessa in exchange for LHP Justin Wilson on December 9, 2015
- On injured list (right forearm tendon strain) on September 3, 2016 for the remainder of the season
- On injured list (right elbow surgery) on May 21, 2022 for the remainder of the season
- Signed by the Toronto Blue Jays on January 31, 2023
- On injured list (Tommy John Surgery recovery) from March 29-August 31, 2023

## GAME HIGHS

<b>ML Debut</b>	May 16, 2016 at ARI	<b>ER Allowed</b>	7 – July 8, 2016 at CLE
<b>Innings Pitched:</b>		<b>HR Allowed</b>	4 – July 8, 2016 at CLE
<b>Starter</b>	6.0 – 3x, last: Aug. 21, 2016 at LAA	<b>Low Hit CG</b>	None
<b>Reliever</b>	3.2 – 2x, last: May 14, 2017 vs. HOU	<b>Last Win</b>	Sept. 16, 2023 vs. BOS
<b>Walks:</b>		<b>Last Save</b>	May 2, 2022 at TOR
<b>Starter</b>	4 – Aug. 3, 2016 vs. NYM	<b>Last CG</b>	None
<b>Reliever</b>	3 – July 29, 2016 at TB	<b>Last Sho</b>	None
<b>Strikeouts:</b>		<b>Last Start</b>	Sept. 29, 2019 at TEX
<b>Starter</b>	11 – Aug. 15, 2016 vs. TOR	<b>Last Relief App.</b>	Oct. 1, 2023 vs. TB
<b>Reliever</b>	7 – Aug. 30, 2017 vs. CLE	<b>Longest Win Streak</b>	7G – July 23, 2017-April 25, 2018
<b>Hits Allowed</b>	8 – 2x, last: Aug. 3, 2016 vs. NYM	<b>Longest Losing Streak</b>	5G – Sept. 25, 2020-June 5, 2021
		<b>Scoreless Innings Streak</b>	17.1 – May 21-July 8, 2018

## MILESTONES

Category	Date	Opponent	Notes
<b>Start</b>	1 May 16, 2016	at Arizona	L - 4.0 IP, 8H, 6R/4ER, 2HR, 1BB, 5K
<b>Win</b>	1 July 3, 2016	at San Diego	as a starter - 6.0 IP, 3H, 1ER, 0BB, 8K
<b>10+ Strikeout Games (1)</b>			
	1 Aug. 15, 2016	Toronto	11 strikeouts
<b>Save</b>	1 July 24, 2016	San Francisco	2.1 IP, 3H, 1K

## PROFESSIONAL CAREER:

### MINORS:

- In his professional debut in 2013, combined to go 4-0 with a 3.54 ERA (7 ER/20.1 IP) in 12 games (two starts) with the GCL Tigers and Advanced-A Lakeland...Went 1-0 with a 3.00 ERA (1 ER/3.0 IP) in two relief appearances before being promoted on July 12...In 10 games (two starts) with Lakeland, went 3-0 with a 3.63 ERA (7 ER/17.1 IP).
- In 2014, went 6-4 with a 3.11 ERA (45 ER/130.1 IP) in 23 starts with Class-A West Michigan...Ranked 3rd in the Midwest League in WHIP (1.14) and 9th in ERA.
- Spent the 2015 season with Double-A Erie, going 5-14 with a 3.93 ERA (65 ER/148.2 IP) in 27 starts...Named Eastern League Pitcher of the Week for Aug. 24-30 after going 1-0 with a 0.69 ERA (1 ER/13.0 IP) over two starts, including a 7.0-inning complete game...Acquired by the Yankees from Detroit with **Luis Cessa** in exchange for **Justin Wilson** on Dec. 9, 2015.

### 2016:

- Went 2-4 with one save and a 4.73 ERA (24 ER/45.2 IP) and 52K over five stints with the Yankees.
- Had a 10.90 SO/9 ratio (44K/36.1IP) in his eight starts, 8th highest among Major League pitchers with at least 30.0 IP as a starter (3rd in AL).
- Made his **MLB debut** on May 16 at ARI, recording the loss (4.0 IP, 8H, 6R/4ER, 2HR, BB, 5K).
- Became the 4th Yankees pitcher since 2000 to record at least five strikeouts in each of his first three Major League starts, joining **Masahiro Tanaka** (2014, first 11GS), **Phil Hughes** (2007, first 4GS), and **José Contreras** (2003, first 7GS).
- Earned his 1st Major League win on July 3 at SD, allowing one earned run in 6.0 innings (3H, 8K, HR)...Was only the 3rd Yankee since 1913 to record at least eight K's without walking a batter within his first three career games, joining **Rich Beck** (Sept. 14, 1965) and **Masahiro Tanaka** (April 4, 2014) who both did so in their Major League debuts.
- Earned his 1st Major League save on July 24 vs. SF, tossing 2.1 scoreless innings (3H, K).
- Had a career-high 11 **strikeouts** in 6.0 scoreless innings in his start on Aug. 15 vs. TOR, the most by a Yankees rookie since **Masahiro Tanaka** had 11 on June 11, 2014 at SEA...Retired the first 13 batters, including six via strikeout, before **Troy Tulowitzki** hit a one-out single to left in the 5th inning...Became the 2nd rookie pitcher in Yankees history to record at least 11 strikeouts with no walks and no runs in a game, joining **Stan Bahnsen** on Aug. 1, 1968 at BOS (CG SHO, 3H, 12K)... Was the 12th Yankee pitcher since 1913 to accomplish the feat, and the first since Randy Johnson on July 26, 2005 vs. MIN...Matched the most strikeouts by an AL rookie in 2016 (**Michael Fulmer** - 11K on May 21, 2016 vs. TB).
- Was removed from a Sept. 2 loss at BAL after 1.2IP with right elbow pain (5H, 4ER, 2BB, HR, 3K)...Underwent an MRI on Sept. 3 in Baltimore, revealing a sprained right UCL and a strained flexor tendon...Was placed on the 15-day injured list on Sept. 7 (retroactive to Sept. 3) with a right forearm tendon injury...Was transferred to the 60-day IL on Sept. 18.

## Statcast Data

	2023	Career
<b>Strikeout %:</b>	30.8	32.4
<b>Walk %:</b>	7.7	6.4
<b>Hard Hit %:</b>	43.8	42.6
<b>Fastest Pitch:</b>	<a href="#">99.4 MPH</a>	Sept. 13, 2017 at TB



## 2017:

- Went 5-0 with a 1.83 ERA (14 ER/69.0 IP) and 103 strikeouts in 40 games (one start) over two stints with the Yankees...
- Allowed 4-of-31 inherited runners (12.9%), the 2nd-lowest mark among qualifying relievers.
- Out of the bullpen, recorded a 13.43 SO/9 ratio, 10th best among MLB relievers (5th in the AL)...Ranked 3rd among all relievers with a 41.0% strikeout rate (100K, 244BF) and .207 opponents' OBP and ranked 5th with a 1.61 ERA, .143 opponents' batting average, and .233 SLG...His 2.3 fWAR was 6th among relievers.
- Became one of eight pitchers in franchise history with at least 100 punchouts in relief in a season, joining **Dellin Betances** (5x), **Goose Gossage** (3x), **Jay Howell**, **Andrew Miller**, **Joe Page**, **Mariano Rivera**, and **David Robertson**.
- Made 29 relief appearances of more than 1.0 IP (2nd most in the Majors) and 16 of at least 2.0 IP...Made three scoreless relief appearances of at least 3.0 innings...Had multiple strikeouts in 30 of his 40 total appearances.
- Had six relief appearances with at least five strikeouts.
- Struck out seven of eight batters faced in 2.2 scoreless innings in an Aug. 30 Game 1 loss vs. CLE...Marked the most strikeouts in a single game by any pitcher in Major League history when facing eight-or-fewer batters.
- Collected his 100th **strikeout** of the season as a reliever in the 7th inning on Sept. 30 vs. TOR (**Jose Bautista**)...The only other Yankees with 100 K's within their first 50 relief appearances of a season were **Joe Page** (1947), **Mariano Rivera** (1996), and **Dellin Betances** (2014).
- Made his playoff debut in the Yankees' AL Wild Card win vs. Minnesota, entering with one out in the 1st inning (2.0 IP, 1H, 1ER, 2BB, 4K)...Became the first Yankee to **strike out** his first four career postseason batters faced, and the first Major League pitcher to do so since COL's **Jeff Francis** in 2007 NLDS Game 1 at PHI.

## 2018:

- Went 8-3 with a 2.50 ERA (21 ER/75.2 IP) and 94 strikeouts in 63 relief appearances with the Yankees.
- Posted a career-long 17.1-inning scoreless streak (over 13G) from May 25-July 8 (11H, 3BB, 18K).
- Made his 100th career relief appearance on Sept. 15 vs. TOR, tossing 2.1 scoreless innings (3H, 3K).
- Allowed one earned run in 3.2 innings over two postseason relief appearances.

## 2019:

- Went 4-4 with a 4.17 ERA (32 ER/69.0 IP) and 98 strikeouts in 54 appearances (15 starts) over two stints with the Yankees.
- Had three appearances with at least four strikeouts and no baserunners, tied for the Major League lead (also: **John Brebbia**, **Josh Hader**, and **Drew Pomeranz**).
- Posted a 0.69 ERA (2 ER/26.0 IP) in 19 games from May 27-July 2...Had an 11.2-inning scoreless streak from June 9-July 3.
- Earned his 2nd career **save** on July 23 at MIN (also: July 24, 2016 vs. SF) after entering in the 10th with the bases loaded and retiring his only batter faced.
- Over his final 11 appearances, struck out 34 batters while walking just six in 17.2 IP.
- Earned the win in Game 1 of a Sept. 12 doubleheader at DET (2.1 IP, H, ER, 2K) but snapped his season-high-tying 11.2 scoreless inning streak.
- Made his 1st career postseason start as the Yankees' "opener" in ALCS Game 6 vs. HOU (1.0 IP, 2H, 3ER, BB, K, HR).

## 2020:

- Went 3-3 with one save and a 3.51 ERA (10 ER/25.2 IP) and 32 punchouts in 22 relief appearances with the Yankees.
- Earned the win in his season debut on July 26 at WAS, tossing 2.0 scoreless innings (BB, 2K).
- Pitched on three straight days for the 1st time in his career from Sept. 2-4.
- Earned his 1st save of the year (4th career) in Game 1 of Sept. 4 doubleheader at BAL, allowing 1R/0ER in 1.0 IP (H).
- Went 1-0 with a 3.38 ERA (2 ER/5.1 IP) and eight strikeouts in four postseason relief appearances...Earned his 3rd career postseason win in ALDS Game 4 vs. TB at Petco Park, tossing 2.0 perfect innings (2K).

## 2021:

- Went 10-7 with six saves and a 3.12 ERA (29 ER/83.2 IP) in 67 relief appearances...Set career highs in wins, appearances, innings pitched, and home runs allowed.
- Led Major League relievers in innings pitched and led Yankees relievers in relief appearances...His 99 strikeouts were the 4th most in the AL and 6th most among MLB relievers.
- His 15 scoreless relief outings of at least 1.2 IP were the 2nd most in MLB, trailing only Boston's **Garrett Whitlock** (23).
- Made the 200th appearance of his career on April 22 at CLE, tossing a scoreless 8th inning (1.0 IP, 1K).
- Struck out **Josh Harrison** looking in the 7th inning on May 8 vs. WAS to record his 400th career **strikeout**.
- Earned his 1st win of the season on June 17 at TOR, tossing 1.1 scoreless innings (2H, 2K)...Marked his first win since Aug. 30, 2020 (G1) vs. NYM.
- Pitched in both games of a doubleheader on July 4 vs. NYM, doing so for the 1st time in his career...Tossed a season-high 3.0 innings and earned his 3rd win of the season in Game 2 (6K)...Marked his longest relief outing since Sept. 8, 2019 at BOS (also 3.0 scoreless innings)...Tossed an **immaculate inning** in the 7th inning of Game 2, becoming the 2nd Yankees pitcher to toss an immaculate inning in 2021, joining **Michael King**...According to Elias, the Yankees were just the 3rd team in the last 20 seasons to have two immaculate innings in a single season, joining the 2019 Boston Red Sox (**Chris Sale** x2) and the 2017 Boston Red Sox (**Craig Kimbrel** and **Rick Porcello**)...According to Stats Perform, was the first pitcher in the Modern Era to toss at least 3.0 perfect innings, notch at least six K's, and have an immaculate inning all in the same game.
- Recorded a save in three straight outings from Aug. 16-19...Marked the 1st time in his career that he recorded a save in consecutive outings.
- Did not allow a run in his final seven appearances of the season, from Sept. 20-Oct. 3, retiring 25 of 31 batters faced over that span (8.1 IP, 4H, 2BB, 10K).
- Tossed 1.2 scoreless innings in the AL Wild Card Game at Boston (H, BB, 2K).

## 2022:

- Went 1-1 with a save and a 3.00 ERA (5 ER/15.0 IP) in 14 games with the Yankees.
- Did not allow an earned run in 11 of 14 appearances.
- Recorded his lone win of the season on April 20 at DET (1.0 IP, 3H, 2ER, BB, 2K).
- On April 28 vs. BAL, retired all three batters faced in the 8th inning (1.0 IP, 2K)...Struck out **Anthony Bemboom** for his 405th career **strikeout** as a reliever, surpassing **Mike Stanton** for sole possession of 8th place on the Yankees' all-time strikeouts list by a reliever.
- Earned his 11th career **save** and 1st of the season on May 2 at TOR after retiring all three batters faced in the 9th inning (1.0 IP, 2K)...Marked his first save since Aug. 19, 2021 vs. MIN.
- Placed on the 15-day injured list on May 21 with a right elbow strain...Transferred to the 60-day injured list on May 27.
- Underwent UCL reconstruction and flexor tendon repair with Dr. Meister on June 1 at Trinity Park Surgery Center in Arlington, TX.



# GUERRERO JR. VLADIMIR

# 27

INFIELDER

BIRTHDATE ..... March 16, 1999  
 OPENING DAY AGE ..... 25  
 BIRTHPLACE ..... Montreal, QC  
 RESIDENCE ..... Nizao, Dominican Republic  
 INSTAGRAM ..... @vladdyjr27

BATS/THROWS ..... R/R  
 HEIGHT/WEIGHT ..... 6-2/240  
 CONTRACT STATUS ..... signed thru 2024  
 M.L. SERVICE ..... 4.157  
 OPTIONS USED ..... 0 of 3

## PERSONAL:

- Vladimir Guerrero Jr.
- Son of nine-time All-Star and 2004 AL MVP **Vladimir Guerrero**, who was inducted into the Hall of Fame in 2018 with Vladimir Jr. in attendance...Nephew of former Major Leaguer **Wilton Guerrero**.
- Signed by the Toronto Blue Jays as a 16-year-old on July 2, 2015...Ranked 4th on MLB.com's Top 30 International Prospects list at the time.
- Ranked as the 3rd-best prospect by both Baseball America and MLB prior to the 2018 season...Ranked 4th by Baseball Prospectus.
- Listed as the top overall prospect heading into the 2019 season by MLB, Baseball America and Baseball Prospectus...Was rated with an 80 hit tool for the second straight year, the highest ever given out by MLB Pipeline.
- Took part in the Toronto portion of the 2023 Blue Jays Winter Tour.

## LAST SEASON:

- Named an All-Star for the 3rd time in his career, doing so in three consecutive seasons.
- Became the 1st player in franchise history to win the Home Run Derby...Along with **Vladimir Guerrero Sr.**, became the 1st father-son duo ever to each win the event.
- Led the team in home runs (26) and RBI (94).
- His 249 hard-hit balls (95+ MPH) ranked 3rd in the AL (4th in MLB).
- Drove in the game-winning run on Opening Day, March 30 at STL, with a sac fly in the 9th, part of a 2-for-4 effort with three RBI and a hit-by-pitch.
- Blasted his 5th [homer](#) of the year on April 23 at NYY and his 12th career jack at Yankee Stadium, his most in any road ballpark.
- Hit a 9th-inning [grand slam](#) as part of a 3-for-6 night on May 23 at TB, the 4th slam of his career...Drove in six runs, one shy of his career high (seven on April 27, 2021 vs. WAS).
- Went 2-for-4 with a double and a three-run homer on June 23 vs. OAK, his 10th jack of the year and his 1st at Rogers Centre.
- Hit his 14th [homer](#) on July 14 vs. ARI to become the 1st Home Run Derby champ ever to go deep in his 1st plate appearance after the All-Star break.
- Finished 2-for-3 with two RBI including his 21st [home run](#) of the year on Sept. 3 at COL...Matched **Fred McGriff** for the most home runs by a Blue Jay in his first five MLB seasons (125).
- Went 2-for-4 with his 23rd blast on Sept. 15 vs. BOS, homering in consecutive games for the 5th time of 2023 (20th career).
- Drilled his 24th [home run](#) of the year on Sept. 16 vs. BOS, homering in three straight games for the 4th time in his career (last: June 24-26, 2021)...Reached 400 career RBI in his 649th game, becoming the 2nd-fastest player in team history to reach the mark (**Carlos Delgado** - 597G) and the youngest to do so at 24 years and 184 days old (**Lloyd Moseby** - 26.187)...Reached base safely five times in a game for the 1st time in his career (2-for-3, 3BB).
- Crushed his 25th and 26th home runs of the season on Sept. 24 at TB, his 1st multi-homer game of the year (9th career).

## Bold - career high; Red - league high

Year	Club and League	AVG	G	AB	R	H	2B	3B	HR	RBI	BB	IBB	SO	SB	CS	SLG	OBP	OPS	SH	SF	HBP
2016	Bluefield (APP)	.271	62	236	32	64	12	3	8	46	33	1	35	15	5	.359	.449	.808	0	5	2
2017	Lansing (MID)	.316	71	269	53	85	21	1	7	45	40	2	34	6	2	.409	.480	.889	0	4	5
	Dunedin (FSL)	.333	48	168	31	56	7	1	6	31	36	1	28	2	2	.450	.494	.944	0	3	2
2018	GCL Blue (GCL)	.333	3	9	3	3	2	0	0	0	1	0	1	0	0	0.400	.556	.956	0	0	0
	Dunedin (FSL)	.500	1	4	1	2	1	0	0	2	0	0	0	0	0	.500	.750	1.250	0	0	0
	New Hampshire (EAS)	.402	61	234	48	94	19	1	14	60	21	5	27	3	3	.449	.671	1.120	1	6	4
	Buffalo (INT)	.336	30	110	15	37	7	0	6	16	15	0	10	0	0	.414	.564	.978	0	2	1
2019	Dunedin (FSL)	.267	4	15	2	4	1	0	0	1	1	0	2	0	0	.353	.333	.686	0	0	1
	Buffalo (INT)	.367	9	30	7	11	1	0	3	8	4	0	2	1	0	.441	.700	1.141	0	0	0
	TORONTO (AL)	.272	123	464	52	126	26	2	15	69	46	0	91	0	1	.339	.433	.772	0	2	2
2020	TORONTO (AL)	.262	60	221	34	58	13	2	9	33	20	1	38	1	0	.329	.462	.791	0	0	2
2021	TORONTO (AL)	.311	<b>161</b>	<b>604</b>	<b>123</b>	<b>188</b>	<b>29</b>	<b>1</b>	<b>48</b>	<b>111</b>	<b>86</b>	<b>7</b>	<b>110</b>	<b>4</b>	<b>1</b>	<b>.401</b>	<b>.601</b>	<b>1.002</b>	<b>0</b>	<b>2</b>	<b>6</b>
2022	TORONTO (AL)	.274	160	638	90	175	35	0	32	97	58	<b>6</b>	<b>116</b>	<b>8</b>	<b>3</b>	.339	.480	.819	0	4	6
2023	TORONTO (AL)	.264	156	602	78	159	30	0	26	94	67	5	100	5	3	.345	.444	.789	0	4	9
	<b>Minor Totals</b>	.331	289	1075	192	356	71	6	44	209	151	9	139	27	12	.414	.531	.945	1	20	15
	<b>MAJOR TOTALS</b>	.279	660	2529	377	706	133	5	130	404	277	19	455	18	8	.355	.490	.845	0	12	25

## ALL-STAR GAME RECORD

Year	League and City	AVG	G	AB	R	H	2B	3B	HR	RBI	BB	IBB	SO	SB	CS	OBP	SLG	OPS	SH	SF	HBP
2021	AL at COL	.333	1	3	1	1	0	0	1	2	0	0	0	0	0	.333	1.334	1.667	0	0	0
2022	AL at LAD	.000	1	2	0	0	0	0	0	0	0	0	0	0	0	.000	.000	.000	0	0	0
2023	AL at SEA	.000	1	2	0	0	0	0	0	0	0	0	1	0	0	.000	.000	.000	0	0	0
	<b>TOTALS</b>	.143	3	7	1	1	0	0	1	2	0	0	1	0	0	.143	.571	.714	0	0	0





## WILD CARD RECORD

Year	Club and Opp.	AVG	G	AB	R	H	2B	3B	HR	RBI	BB	IBB	SO	SB	CS	OBP	SLG	OPS	SH	SF	HBP
2020	TOR vs. TB	.143	2	7	0	1	0	0	0	0	0	0	4	0	0	.250	.143	.393	0	0	1
2022	TOR vs. SEA	.125	2	8	1	1	0	0	0	1	1	1	1	0	0	.222	.125	.347	0	0	0
2023	TOR vs. MIN	.143	2	7	0	1	1	0	0	0	1	0	0	0	0	.250	.286	.536	0	0	0
<b>TOTALS</b>		.136	6	22	1	3	1	0	0	1	2	1	5	0	0	.240	.182	.422	0	0	1

## HOME RUN BREAKDOWN

Total	ONE GAME											
	H	A	2	3	4	GS	LO	XN	IP	PH	RHP	LHP
130	70	60	7	2	0	4	0	1	0	0	104	26

## TRANSACTIONS

- Signed by the Toronto Blue Jays on July 2, 2015

## GAME HIGHS

<b>ML Debut</b>	April 26, 2019 vs. OAK	<b>Stolen Bases</b>	1 – 18x, last: Aug. 30, 2023 vs. WAS
<b>Runs</b>	3 – 12x, last: Sept. 29, 2023 vs. TB	<b>Last ML Home Run</b>	Sept. 24, 2023 at TB
<b>Hits</b>	4 – 4x, last: July 24, 2022 at BOS	<b>Longest Hitting Streak</b>	22G – July 15-Aug. 13, 2022
<b>Home Runs</b>	3 – 2x, last: April 13, 2022 at NYY	<b>Longest On-Base Streak</b>	25G – Aug. 20-Sept. 13, 2021
<b>RBI</b>	7 – April 27, 2021 vs. WAS	<b>Longest Hitless Streak</b>	20AB – Sept. 23-29, 2021

## MILESTONES

Category	Date	Opponent	Pitcher	Notes
<b>Hit</b>	1 April 26, 2019	Oakland	Petit	Double
	500 Aug. 19, 2022	at New York (AL)	Tailon	Double
<b>Home Run</b>	1 May 14, 2019	at San Francisco	Vincent	1R
	100 Sept. 14, 2022	at Tampa Bay	Rasmussen	1R
<b>Multi-HR Game (7)</b>	7 Sept. 24, 2023	at Tampa Bay	Bradley, Ramirez	1R, 1R
<b>3-HR Game</b>	1 April 27, 2021	Washington	Scherzer (2), Finnegan	GS, 1R, 2R
	2 April 13, 2022	at New York (AL)	Cole (2), Loáisiga	1R, 2R, 1R
<b>Grand Slam HR (4)</b>	1 July 20, 2019	at Detroit	Soto	5th inning
	2 July 30, 2019	at Kansas City	Staumont	9th inning
	3 April 27, 2021	Washington	Scherzer	3rd inning
	4 May 23, 2023	at Tampa Bay	Raley	9th inning
<b>RBI</b>	1 May 4, 2019	at Texas	Lynn	Single

## PROFESSIONAL CAREER:

### MINORS:

- Played his 1st season of pro ball in 2016 for Rookie-level Bluefield where he slashed .271/.359/.449 over 62 games... Named an MiLB.com Organizational All-Star, Appalachian League All-Star, and Baseball America Rookie All-Star.
- Started 2017 with Single-A Lansing...Over 71 contests for the Lugnuts, batted .316 with 21 doubles, a triple, seven home runs and 45 RBI while drawing 40 walks to go against just 34 strikeouts (.888 OPS)...Named a 2017 Mid-Season All-Star and was a Futures Game selection...Promoted to Advanced-A Dunedin where he upped his average to .333 and his OPS to .944 across 48 games...Helped Dunedin to a Florida State League Championship (co-winners with Palm Beach Cardinals due to Hurricane Irma).
- After his 2017 campaign, was named a Baseball America Minor League All-Star, Baseball America Low Class-A All-Star, MiLB.com Organizational All-Star and MiLB Post-Season All-Star.
- Went 7-for-13 (.538) across four spring training games with the Major League squad to start 2018, including a walk-off home run in Montreal vs. STL on March 27...His father also hit a walk-off homer at Olympic Stadium, a 10th-inning three-run blast on May 7, 2003 vs. SD.
- Was assigned to Double-A New Hampshire to begin the 2018 season...Slashed .402/.449/.671 (94-for-234) across 61 games for the Fisher Cats, including 19 doubles, one triple, 14 home runs and 60 RBI...Named a MiLB Player of the Month for May...Named a Mid-Season All-Star...Promoted to Triple-A Buffalo and drove from New Hampshire to join the Bisons with a stop in Cooperstown to see his father inducted into the Hall of Fame...On July 31, walked three times while scoring twice and driving in a run in his Triple-A debut vs. Lehigh Valley...Homered in four straight games from Aug. 8-11...Over 30 games for the Bisons, hit .336 (37-for-110) with a .414 OBP (15BB, 10K).
- Hit .381 across his 95 Minor League games during the 2018 season, 32 points better than the next qualified full-season player...Named Player of the Week on three occasions (April 15-NH, May 6-NH, Aug. 12-BUF)...Was named Baseball America Minor League Player of the Year, MiLB.com Organizational All-Star, Post-Season All-Star, and was dubbed as the minors' Top Third Baseman in MiLB.com's Toolshed 2018 edition.
- Played for the Surprise Saguaros in the Arizona Fall League where he batted .351 (27-for-77) with seven doubles and 17 RBI over 19 games.



**2019:**

- Among AL rookies, ranked 1st in hits (126), T-1st in doubles (26), T-3rd in extra-base hits (43), 3rd in walks (46), 3rd in RBI (69) and T-7th in home runs (15)...His .272 batting average was the highest by a qualified Toronto rookie since **Eric Hinske** hit .279 in 2002...Recorded 12 three-hit games, the most among AL rookies and 3rd most by a Blue Jays rookie all-time (**Bob Bailor** - 15 in 1977; **Alfredo Griffin** - 14 in 1979)...His 69 RBI for the season were 3rd most by a rookie in franchise history and 3rd most by a Canadian-born player while with the Blue Jays (**Russell Martin** - 77 in 2015 and 74 in 1916).
- Finished 7th in AL Rookie of the Year voting.
- Named to Baseball America's All-Rookie Team.
- Had his contract selected on April 26...Made his **MLB debut** that night vs. OAK and **doubled** in his final at-bat (1-for-4) to set up the game-winning run...At 20 years and 41 days old, became the 5th youngest Blue Jays player to make his MLB debut and the 4th youngest Toronto player to record a hit.
- May 4 at TEX, singled to collect his **1st career RBI**...Drove in **Justin Smoak**, who himself collected his 1st career RBI on April 27, 2010 with a sac fly to score **Vladimir Guerrero Sr.**
- Hit a 118.9 MPH **single** on May 11 vs. CWS, the hardest hit ball by a Blue Jay in the Statcast era (since 2015)...Went 2-for-2 with two walks for his 1st career multi-hit game...At 20.056 years old, became the youngest player in team history to reach base four times in a game, and the 2nd youngest with a multi-hit game (**Brian Milner** - 18.221 on June 26, 1978 vs. BAL).
- Opened the scoring with his **1st career home run** on May 14 at SF...At 20 years and 59 days old, became the youngest player in franchise history to hit a home run, 18 days younger than **Danny Ainge** (June 2, 1979 at SEA)...Connected for another home run in the 6th, a **three-run blast**...Became the youngest in team history with a multi-HR game, ahead of **Travis Snider** (21.070 on April 13, 2009 at MIN) and the 15th youngest (19th time) all-time with a multi-HR effort (last: **Juan Soto** - 3x in 2018)...His home runs had exit velocities of 111.3 and 113.7 MPH, making him the 1st Blue Jay in Statcast history (since 2015) to hit two homers of at least 110 MPH in the same game...Added a single for his 1st career three-hit game...Became the 2nd youngest Blue Jay with a three-hit effort, behind **Brian Milner** (18.221 on June 26, 1978 vs. BAL)...His 1st four-RBI night made him the 26th youngest all-time to drive in 4+ runs in a game, and the youngest in team history as well, ahead of Lloyd Moseby (20.202 on May 25, 1980 vs. NYY).
- Notched his **4th homer** of the season on May 19 at CWS, all on the same six-game road trip.
- Claimed AL Player of the Week for May 13-19...Went 7-for-21 (.333) in six games, with four home runs, nine RBI and 3BB/1K for a 1.321 OPS.
- Hit the **5th homer** of his career and his 1st at home on May 22 vs. BOS...Became the 4th player in Blue Jays history at the time to hit 5+ HR in his first 21 career games (**Carlos Delgado** - 8; **Devon Travis** - 6; **Brett Lawrie** - 5)...Later in the year, **Bo Bichette** became the 5th with seven homers in his first 21 games.
- Became the youngest player to ever take part in the Home Run Derby...Connected for 29 home runs in the 1st round, surpassing **Josh Hamilton** (28 in 2008) for the most all-time in a single round...Then hit another 29 bombs in the 2nd round, and needed extra time and a swing-off to best **Joc Pederson**, giving him 69 homers through two rounds of competition...Guerrero Jr.'s 22 home runs in the final round were topped by **Pete Alonso's** 23...The 20-year-old's **91 home runs** on the night were 30 more than any player had ever produced in a single Home Run Derby (**Giancarlo Stanton** - 61 in 2016)...Coach **John Schneider** was his pitcher for the event.
- Belted his **1st career grand slam** on July 20 at DET...At 20 years and 126 days old, became the youngest Blue Jay to hit a grand slam (**Brett Lawrie** - 21.204).
- On July 30 at KC, became the 2nd Blue Jays rookie all-time to hit two **grand slams** in a season, joining **Rowdy Tellez** who did so earlier in the year...Became the youngest player in MLB history to hit his first two grand slams...Also set a career high with five RBI, becoming the 4th youngest player (20.136) in AL history with a five-RBI game, behind **Mike Trout** in 2011 (20.023), **Rougned Odor** in 2014 (20.110) and **Al Kaline** in 1955 (20.119).
- **Homered twice** and doubled while driving in four runs on Aug. 1 at BAL...Became the 3rd youngest player in AL history with two multi-HR games, behind **Ken Griffey Jr.** (1989) and **Manny Machado** (2012)...Became the 3rd youngest player in AL history with 10+ total bases in a game, trailing **Buddy Lewis** (1936) and **Al Kaline** (1955)...Gave him 16 RBI over five games, making him the youngest player in MLB history with 16+ RBI over any five-game span.
- Collected 17 RBI in a six-game stretch from July 27-Aug. 2, joining **Mel Ott** (1929) as the only 20-year-olds in MLB history to accomplish the feat...Was the 2nd most RBI in a six-game span in team history (**Edwin Encarnacion** - 20 in 2015).
- Took AL Player of the Week for July 29-Aug. 4, becoming the 1st rookie in team history with two Player of the Week Awards (also May 13-19)...Went 13-for-26 (.500) over six games, with three doubles, three home runs and 11 RBI (1.497 OPS).
- Strung together a season-long nine-game hitting streak from July 27-Aug. 5, in which he hit .463 (19-for-41) with five doubles, four homers and 18 RBI.
- Recorded his **1st career triple** on Aug. 10 vs. NYY, driving in two runs in the 7th inning to put the Jays up, 5-4.
- Went 11-for-30 (.367) with a double, three home runs and eight RBI over eight games for Triple-A Buffalo (.700 SLG, 1.124 OPS)...Batted .267 (4-for-15) with a double and an RBI in four rehab games for Advanced-A Dunedin.

**2020:**

- Was one of 15 MLB players to play in all 60 games.
- Batted .323 (32-for-99) with seven doubles, five home runs and 22 RBI in 26 games at Sahlen Field (.945 OPS).
- Hit his **1st home run** of the season on July 28 at WAS...Had last homered on Aug. 22, 2019 vs. LAD, ending a drought of 31 games and 138 plate appearances.
- Laced a 115.9 MPH **homer** with a 16° launch angle on Aug. 21 at TB, the lowest angle for a fence-clearing home run in MLB during 2020.
- Put together a then career-long 12-game hitting streak from Aug. 19-30 (9G from July 7-Aug. 25, 2019)...Was the 2nd longest by a Blue Jay in 2020 (**Teoscar Hernández** - 15G)...Went 16-for-44 (.364) with four doubles, a triple, two homers and 11 RBI over that stretch (.440 OBP, 1.076 OPS).
- Stole his 1st career base while going 2-for-4 with a walk and two RBI on Sept. 7 vs. NYY.
- Picked up his **2nd triple** of the season (4th career) on Sept. 21 vs. NYY...Was the only Blue Jay with multiple triples in 2020.
- Drove in three runs on Sept. 23 vs. NYY to reach 100 career RBI...At 21 years and 191 days old, became the youngest in team history to reach the milestone.
- In the final game of the regular season, on Sept. 27 vs. BAL, hit his **9th home run**, which was his 6th to break a tie.
- Went 0-for-3 and was hit by a pitch in Game 1 of the ALWC at TB...Started as the designated hitter in Game 2 and recorded his 1st career post-season hit as he **singled** in the 6th inning...At 21 years and 198 days old, became the youngest player in team history to record a playoff hit, surpassing teammate **Alejandro Kirk** who set the mark a night earlier (21.328)...Was the 2nd youngest player in MLB history to start at DH in the post-season, trailing Oakland's **Claudell Washington** (21.035 on Oct. 5, 1975 at BOS) and supplanting **Kirk's** mark from the night before.
- Played 10 games for the Leones del Escogido in the Dominican Winter League following the season and batted .359 (14-for-39) with four doubles, two homers and 11 RBI for a .996 OPS.



**2021:**

- His 48 homers tied **Salvador Perez** for the MLB lead and eclipsed **George Bell** (47 in 1987) for 2nd most in franchise history **José Bautista** - 54 in 2010).
- Hit 11 home runs at TD Ballpark, 10 at Sahlen Field, and 10 at Rogers Centre, marking the 1st time in MLB history that a player hit 10 or more home runs or more at each of three different ballparks in the same season.
- Led MLB hitters in runs (123) and total bases (363).
- Among AL batters, ranked 1st in OBP (.401), 1st in SLG (.601), 1st in OPS (1.002), T-1st in home runs (48), 2nd in hits (188), 3rd in AVG (.311), 3rd in extra-base hits (78), T-5th in RBI (111) and T-6th in walks (86)...Became the 1st player in franchise history to lead the AL in both OBP and SLG.
- Named the AL Hank Aaron Award winner, the youngest recipient in the history of the award...Joined **Carlos Delgado** (2000), **José Bautista** (2010, 2011), and **Josh Donaldson** (2015) as the only Blue Jays to earn the award.
- Claimed the inaugural Juan Marichal Award, recognizing the best Dominican player in Major League Baseball.
- Won the Canadian Baseball Hall of Fame and Museum's 2021 Tip O'Neill Award, presented annually to the Canadian player judged to have excelled in individual achievement and team contribution while adhering to baseball's highest ideals.
- Named All-MLB first baseman.
- His 86 batted balls of 110+ MPH led MLB, ahead of **Giancarlo Stanton** (75).
- His 280 times on base topped AL hitters and finished 2nd most in MLB (**Juan Soto** - 304).
- His .332 AVG at home also led the AL and was 3rd best overall (**Nick Castellanos** - .359; **Trea Turner** - .336).
- His 17 three-hit games were tied for the 2nd most in MLB (**Yuli Gurriel** - 18)...His 52 multi-hit games ranked 3rd in the AL.
- Connected for his **1st home run** of the season on April 4 at NYY, a solo shot to right field...Was his 2nd career homer to right (also: Aug. 28, 2020 vs. BAL).
- During Toronto's home opener on April 8 vs. LAA, recorded the **1st Major League home run** in the history of Dunedin's TD Ballpark, a two-run blast off of **Griffin Canning**.
- At 22 years and 42 days old on April 27 vs. WAS, became the youngest player ever with **three home runs** and seven RBI in a game...Became the 5th Canadian-born player to record a three-homer game (**Joey Votto** - 3x, **Larry Walker** - 3x, **Justin Morneau**, **Michael Saunders**)...Hit his **3rd career grand slam** off **Max Scherzer** in the 3rd inning (also: July 20, 2019 at DET and July 30, 2019 at KC)...Became the youngest player in Blue Jays history with three career grand slams and the 8th youngest in MLB history to reach three slams (last: **Alex Rodriguez** - 20.345 in 1996)...The **seven RBI** set a career best (5 RBI on July 30, 2019 at KC)...With his father, **Vladimir Guerrero**, became the 4th father-son duo in the expansion era (since 1961) to homer off the same Cy Young winning pitcher.
- His 1.092 OPS after 50 games was the 3rd highest through the first 50 games of a season by an AL player age 22 or younger all-time.
- Recorded his **2nd multi-home run** game of the season (4th career) on May 21 vs. TB...Hit a **two-run homer** in the 12th inning, his 1st career home run in extra innings.
- Picked up his **3rd multi-homer** game of the season (5th career) on May 24 vs. TB...The **first shot** was hit at 117.4 MPH, tying **Rowdy Tellez** (Aug. 20, 2020 vs. PHI) for the hardest-hit home run by a Blue Jay in the Statcast Era (since 2015).
- Hit his MLB-leading **16th home run** on May 25 at NYY, homering in consecutive games for the 3rd time in 2021 (4th career)...Set a career-high with 16 home runs, doing so in just 47 games (15 HR in 123 games in 2019).
- Became the first player age 22 or younger to lead the Triple Crown categories 60+ games into a season since Hall of Famer **Al Kaline** in 1955.
- Recorded a 4-for-4 effort, the 1st four-hit game of his career, on June 1 vs. MIA.
- Belted his MLB-best **20th homer** in his 62nd game of the season on June 12 at BOS...The only Blue Jays to reach 20 home runs in a season in fewer team games were **José Bautista** in 2011 (52G), **George Bell** in 1987 (54G), and **Carlos Delgado** in 2000 (58G)...Homered in consecutive games for the 4th time in 2021 (5th career)...At age 22, became the 3rd youngest player ever to be the 1st batter in a season to reach 20 home runs, behind **Mel Ott** in 1929 (20) and **Eddie Mathews** in 1953 (21).
- Launched a **game-tying home run** with two out in the 9th on June 14 at BOS...Homered in four straight games for the 1st time in his career...At the age of 22.090, became the youngest player in MLB history to homer in every game of a four-game road series.
- Recorded his **25th homer** on June 25 vs. BAL, becoming the 3rd-fastest in team history to reach the 25-HR mark in a season, doing so in 74 games (**George Bell** - 69G in 1987; **Carlos Delgado** - 72G in 2000)...Set the single-season home run record for a Canadian-born Blue Jay (**Michael Saunders** - 24 in 2016)...At 22 years old, became the youngest player in team history with a 25-HR campaign (**Jesse Barfield** - 23 in 1983).
- Hit his **26th bomb** on June 26 vs. BAL, homering in 3+ consecutive games for the 3rd time of the season...Marked his 50th career home run.
- Named AL Player of the Week for June 21-27...Hit .391 (9-for-23) with a double, three home runs, and seven RBI (1.308 OPS)...Was his 3rd career POTW nod (2x in 2019).
- Finished 1st among all Major Leaguers in All-Star voting with 2,704,788 total votes, joining **José Bautista** (2011, 2014) and **Josh Donaldson** (2015) as the only Blue Jays to finish atop the Majors in All-Star balloting...The 22-year-old became the youngest player ever to lead the Majors in All-Star Balloting since the process was returned to the fans in 1970, ahead of **Cody Bellinger**, who was 23 during the voting period in 2019.
- At 22 years and 119 days old, became the youngest player ever to win All-Star Game MVP (**Ken Griffey Jr.** - 22.236 in 1992)...Homered and finished 1-for-3 with two RBI...Became the 2nd-youngest to hit a home run at the ASG (**Johnny Bench** - 21.228 in 1969) and the 2nd Blue Jay to do so (**Roberto Alomar** in 1993)...His 468-foot homer was the longest Midsummer shot in the Statcast era (since 2015)...Joined the **Griffey**s and the **Bonds** as the only father-son duos to homer in an All-Star Game.
- Launched home runs number **29** and **30** on July 16 vs. TEX for his 4th multi-HR game of the season (6th career)...Reached 30 home runs in 88 games, the fewest team games to reach the mark in franchise history, ahead of **José Bautista** (91G in 2011)...Became the 1st player ever to homer in the ASG and then hit two homers in the 1st game after it...At 22, became the youngest in team history to record a 30-HR season (**Vernon Wells** - 24 in 2003).
- Belted a **three-run blast** on July 29 at BOS for his 33rd home run of the year, becoming the 1st player in franchise history with 33 homers in the team's first 100 games of a season (**Carlos Delgado** - 32 in 2000)...Also became the 2nd MLB player age 22 or younger to hit at least 33 home runs before the start of August, joining **Johnny Bench** (36 in 1970).
- **Singled** in the 1st inning in the Blue Jays' return home, on July 30 vs. KC, for the first hit at Rogers Centre in 670 days.
- Cranked his **35th home run** of the season on Aug. 8 vs. BOS...Became the 2nd Toronto batter all-time to reach 35 dingers in the team's first 110 games of a season, joining **George Bell** who also hit his 35th home run in the 110th game, also on Aug. 8, during his 1987 MVP campaign.



- Notched his [40th home run](#) of the season on Sept. 6 at NYY, becoming the youngest player in franchise history to reach the mark (**Jesse Barfield/Tony Batista/Shawn Green** - 26 years old)...Became the 10th player in MLB history with a 40-HR campaign in his age 22 or younger season...He and his father, **Vladimir Guerrero**, joined **Cecil** and **Prince Fielder** as the only father-son duos to reach the 40-HR mark.
- Had a then career-best 14-game hitting streak from Aug. 23-Sept. 6, batting .414 (24-for-58) with 12 runs, a double, four homers and nine RBI over that span (1.090 OPS).
- Notched his [42nd home run](#) and 100th RBI of the year on Sept. 9 at NYY...Became the youngest player in franchise history to reach 100 RBI in a season (**Vernon Wells** - 23 in 2002)...Joined **Joe DiMaggio** (1937) and **Juan Gonzalez** (1992) as the only players in AL history with 40+ HR and 100+ RBI in a season before turning 23.
- Laced his [45th longball](#) on Sept. 13 vs. TB, the 4th most in a season in franchise history...With a launch angle of 15 degrees, tied **Manny Machado** (Aug. 20 vs. PHI) for the lowest launch angle on a fence-clearing home run in 2021...Surpassed his father's career high in home runs (44 in 2000).
- Put together a career-best 25-game on-base streak from Aug. 20-Sept. 13...Batted .340 (35-for-103) with a double, 10 homers, and 15 RBI (1.039 OPS) during the streak.
- Crushed his [46th bomb](#) on Sept. 17 vs. MIN, tying **Jose Canseco** for the 3rd most homers in a season in Blue Jays history.
- Drilled his [47th homer](#) on Oct. 2 vs. BAL, tying **George Bell** (1987) for 2nd most in a season all-time by a Blue Jay.
- Recorded his [48th home run](#) on the final day of the season, Oct. 3 vs. BAL, the most by a player age 22 or younger in MLB history (**Eddie Mathews** - 47 HR in 1953)...Marked his 12th homer vs. BAL in 2021, the most vs. a single opponent by any player in 2021 and the most vs. a single club in a season in franchise history.

**2022:**

- Among AL batters, finished T-3rd in total bases (306), T-5th in RBI (97), 6th in hits (175), T-7th in home runs (32), T-8th in extra-base hits (67), and 10th in slugging (.480).
- Started at 1st base for the AL All-Star team for the 2nd year in a row (0-for-2), becoming the 5th player in Toronto history to start in consecutive years.
- Claimed his 1st Gold Glove Award, becoming the only first baseman in team history to win one...Committed 10 errors on 1,025 total chances for a .990 fielding percentage.
- Stole a career-high eight bases after recording five total steals across his first three seasons.
- Crushed his 1st of [home run](#) of the year on April 10 vs. TEX, a solo shot travelling 467 feet, the farthest hit ball of his career (465 on May 16, 2021 vs. PHI).
- On April 13 at NYY, went 4-for-4 with a double, three home runs, and four RBI, the 2nd [three-homer](#) game of his career (also: April 27, 2021 vs. WAS)...At 23 years and 28 days old, became the youngest player in MLB history to go 4-for-4 with 3+ homers and 4+ XBH in a game...The 14 total bases were the 2nd most in a single game in franchise history (**Carlos Delgado** - 16 TB on Sept. 25, 2003 vs. TB).
- Hit his then MLB-leading 5th home run of the season on April 15 vs. OAK, a solo shot in the 1st...Tied **Carlos Delgado** (1994, 2001) and **Vernon Wells** (2010) for the most homers in the team's first eight games of a season.
- Had a then-career-high 15-game hitting streak from May 2-18 (16-for-54, .296 AVG, 2-2B, 1HR, 5RBI), besting his 14-game streak from 2021.
- Went 4-for-5 on June 15 vs. BAL with his 16th home run, his 3rd career four-hit game...Also picked up his 1st career [walk-off RBI](#), driving in **Bo Bichette** with a single in the bottom of the 10th.
- Named AL Player of the Week for June 13-19, his 4th career POTW...Went 11-for-27 (.407) with a double, three homers, seven RBI and his 1st walk-off hit (1.278 OPS).
- Picked up his 2nd career [walk-off hit](#) on June 28 vs. BOS, singling in a run in the 9th to break a 5-5 tie.
- Smacked his 20th home run on July 13 vs. PHI, reaching the mark for the 2nd time in his career (48 in 2021).
- Put together a career-long 22-game [hitting streak](#) from July 15-Aug. 13, batting .374 (34-for-91) with 10 doubles, three home runs, and 12 RBI (1.007 OPS)...Was the 2nd-longest streak in the AL in 2022 (4th in MLB).
- Lined a two-run [homer](#) in the 1st on Aug. 16 vs. BAL...The 15° launch angle matched the lowest homer of his career (Sept. 13, 2021 vs. TB), and equalled the lowest fence-clearing home run in MLB in 2022 (**Giancarlo Stanton** -15° on April 8 vs. BOS).
- Notched his [500th hit](#) on Aug. 19 at NYY, becoming the youngest in team history to reach the milestone (23.156), ahead of **Lloyd Moseby** (24.193).
- Recorded his career-high 30th double of the year on Sept. 9 at TEX (29 in 2021).
- Went 2-for-4 with his 100th career double on Sept. 12 vs. TB...At 23 years and 180 days old, was the youngest player to reach the mark since **Bryce Harper** (23.177 in 2016).
- Hit his 100th career [home run](#) on Sept. 14 vs. TB at the age of 23 years and 182 days, becoming the 10th-youngest player in MLB history to reach the century mark...Also became the 7th-youngest player since 1901 to reach 100 doubles and 100 homers in his career, doing so three days before **Albert Pujols** (23.185) and one day after **Bryce Harper** (23.181).
- Blasted a three-homer on Sept. 21 at PHI, his 30th homer of the year...Became the 1st AL player to reach 30 doubles and 30 home runs in 2022...At the age of 23 years and 189 days, became the youngest player in franchise history to reach 300 career RBI (**Lloyd Moseby** - 24.299).
- On Sept. 26 vs. NYY, singled home the game-winning run in the bottom of the 10th inning, the 3rd [walk-off hit](#) of his career, all coming in the same season.
- Drove in a run with a [single](#) in the 3rd inning during Game 2 of the ALWC vs. SEA for his 1st career postseason RBI.

**Career-Highs - Statcast**

	Speed/Distance	Date
<b>Hardest Hit Ball:</b>	<a href="#">118.9 MPH</a>	May 11, 2019 vs. CWS
<b>Farthest Hit Ball:</b>	<a href="#">467 feet</a>	April 10, 2022 vs. TEX
<b>Top Sprint Speed:</b>	29.6 ft/s	Sept. 1, 2021 vs. BAL

**TORONTO, MOST HOME RUNS HIT IN A SINGLE SEASON - ALL-TIME**

Rank	Player	Season	HR
1	José Bautista	2010	54
2	<b>Vladimir Guerrero Jr.</b>	<b>2021</b>	<b>48</b>
3	George Bell	1987	47
4	Jose Canseco	1998	46
5	Marcus Semien	2021	45





# HARRISON DEVEREAUX

67  
PITCHER

BIRTHDATE ..... November 8, 2000  
OPENING DAY AGE ..... 23  
BIRTHPLACE ..... Vallejo, CA  
RESIDENCE ..... Tampa, FL  
INSTAGRAM ..... @devereauxharrison3

BATS/THROWS ..... R/R  
HEIGHT/WEIGHT ..... 6-0/190  
CONTRACT STATUS ..... signed thru 2024  
M.L. SERVICE ..... 0.000  
OPTIONS USED ..... 0 of 3

NON-ROSTER

### PERSONAL:

- Devereaux John Harrison.
- Graduated from Vacaville High School in Vacaville, CA...Named to All-League and All-State team and was awarded the Monticello Empire League MVP as a senior...Led his team to back-to-back CIF-Sac Joaquin Section Division I titles in 2018 and his senior year in 2019...Tossed a no-hitter on April 26 vs. Fairfield High, going 5.0 innings with 10 strikeouts.
- Attended Long Beach State University for three years, going 8-3 over 42 combined appearances (two starts) with 15 saves, 35 walks and 92 strikeouts...As a true freshman in the 2020 shortened season, led the bullpen in appearances and innings pitched...Named a Freshman All-American by the NCBWA, Second-Team All-West Region by the ABCA, Big West Freshman Pitcher of the Year, and First-team All-Conference in 2021.
- Represented the USA in 2021 playing for the Collegiate National team, appearing in four games allowing a run and four walks with seven strikeouts across 5.0 combined innings.
- Pitched for the Wareham Gatemen of the Cape Cod League in 2021, appearing in four games with a 4.91 ERA (2 ER/3.2 IP), a walk, and two strikeouts.

### LAST SEASON:

- Spent the season at High-A Vancouver, appearing in 26 games (16 starts) for the Canadians recording a 2.95 ERA (31 ER/94.2 IP) with 38 walks and 88 strikeouts, holding opponents to a .225 AVG.
- Named NWL Pitcher of the Week the week of May 21...Pitched 2.0 innings scoreless with two strikeouts on May 16 at TRI, before retiring the first nine batters he faced and facing the minimum on May 21 at TRI , going 5.0 scoreless innings with a hit and six punchouts.
- Named NWL Pitcher of the Week for the second time the week of June 11...Contributed to the combined seven-inning no hitter on June 10 at EVE with reliever Matt Svanson, after going 6.0 shutout innings with three walks and eight strikeouts...Marked the first Vancouver Canadians no hitter since 2005.
- Given the NWL Pitcher of the Month award for the month of June, after going 3-0 over four starts with a 0.78 ERA (2 ER/23.0 IP), eight walks, and 20 strikeouts while holding opposing batters to a .182 AVG.

*Bold – career high; Red – league high*

Year	Club & League	W-L	ERA	G	GS	CG	SHO	SV	IP	H	R	ER	HR	HB	BB	IBB	SO	WP	BK	AVG
2022	Dunedin (FL)	0-0	2.57	5	0	0	0	1	7.0	8	2	2	0	0	4	0	9	3	0	.296
	Vancouver (NORW)	1-0	6.23	4	0	0	0	0	4.1	8	3	3	1	0	2	0	3	1	0	.400
2023	Vancouver (NORW)	5-5	2.95	26	16	0	0	1	94.2	76	37	31	14	4	38	0	88	7	0	.225
<b>Minor Totals</b>		6-5	3.06	35	16	0	0	2	106.0	92	42	36	15	4	44	0	100	11	0	.239

### TRANSACTIONS

- Selected by the Toronto Blue Jays in the 9th round of the 2022 First-Year Player Draft

### PROFESSIONAL CAREER:

#### MINORS:

- Split his first professional season between Single-A Dunedin and High-A Vancouver...Over nine combined appearances, posted a 3.97 ERA (5 ER/11.1 IP) with six walks and 12 strikeouts.

BIOGRAPHIES

LAST SEASON

HISTORY

RECORDS

OPPONENTS

PLAYER DEV.

MEDIA & MISC.





NON-ROSTER

# HENRY PAYTON

# 83

CATCHER

BIRTHDATE ..... June 24, 1997  
 OPENING DAY AGE ..... 26  
 BIRTHPLACE ..... American Fork, UT  
 RESIDENCE ..... Pleasant Grove, UT  
 INSTAGRAM ..... @p\_anthony15

BATS/THROWS ..... R/R  
 HEIGHT/WEIGHT ..... 6-0/229  
 CONTRACT STATUS ..... signed thru 2024  
 M.L. SERVICE ..... 0.066  
 OPTIONS USED ..... 1 of 3

## PERSONAL:

- Payton Anthony Henry.
- Graduated from Pleasant Grove (UT) High School in 2016...Was named 2015 Utah Mr. Baseball and Gatorade Player of the Year after batting .527 with nine home runs during his junior season.
- Committed to Brigham Young University prior to signing with Milwaukee in 2016.
- Is a spokesperson for Especially for Athletes, an anti-bullying organization.
- Enjoys hiking the mountains of Utah and collecting shoes.
- Favourite players to watch growing up included **Sammy Sosa** and **Barry Bonds**.
- Entering the 2024 season, has appeared in 376 professional games as a catcher (356 MiLB, 20 MLB), posting a .993 fielding percentage while throwing out 34% of attempted basestealers.

## LAST SEASON:

- Spent the entirety of the 2023 season with Milwaukee's Triple-A team in Nashville...Appeared in 65 games for the Sounds, setting career-highs in batting average (.294) and OPS (.795), while registering 11 doubles, nine home runs, and 35 RBI.
- Aired a 25-game stretch from April 19-June 25, batted .361 (35-for-97) with six doubles, three homers, 11 RBI, a .516 slugging %, and a .902 OPS.
- Threw out 21 of 69 attempted basestealers (30.4%) while posting a .989 fielding percentage in 51 games behind the plate.
- Made his first career pitching appearance on July 4 vs. COL (2.0IP, 2H, 3ER, HR, HB, 2BB).

*Bold – career high; Red – league high*

Year	Club and League	AVG	G	AB	R	H	2B	3B	HR	RBI	BB	IBB	SO	SB	CS	OBP	SLG	OPS	SH	SF	HB	HBP
2016	Brewers (ARIZ)	.256	24	82	15	21	7	0	0	17	6	0	19	0	1	.333	.341	.674	0	1	4	
2017	Helena (PION)	.242	55	207	38	50	17	1	7	33	30	0	69	1	0	.344	.435	.779	0	1	3	
2018	Wisconsin (MIDW)	.234	98	337	44	79	15	2	10	41	38	0	124	1	3	.327	.380	.707	1	3	10	
2019	Carolina (CARL)	.242	121	430	49	104	22	1	14	75	26	1	142	1	1	.315	.395	.710	0	4	22	
2021	MIAMI (NL)	.267	5	15	0	<b>4</b>	<b>1</b>	0	0	0	1	0	5	0	0	.313	.333	.646	0	0	0	
	Biloxi (AASO)	.315	30	111	11	35	5	1	1	10	12	1	32	0	0	.392	.405	.797	0	0	2	
	Nashville (AAAE)	.262	19	61	7	16	3	0	1	9	4	0	17	0	0	.338	.361	.699	0	2	4	
	Jacksonville (AAAE)	.188	22	69	7	13	2	0	4	8	10	0	26	0	1	.300	.391	.691	0	0	1	
2022	MIAMI (NL)	.143	<b>15</b>	<b>28</b>	<b>2</b>	<b>4</b>	0	0	0	<b>4</b>	<b>5</b>	<b>8</b>	0	0	0	.314	.143	.457	0	0	2	
	Marlins (FCL)	.417	5	12	4	5	1	0	2	3	1	0	3	0	0	.500	1.000	1.500	0	0	1	
	Jupiter (FL)	.111	3	9	0	1	0	0	0	1	2	0	3	0	0	.333	.111	.444	0	0	1	
	Jacksonville (IL)	.239	21	71	13	17	3	0	1	9	7	0	28	0	0	.325	.324	.649	0	2	3	
2023	Nashville (IL)	.294	65	238	32	70	11	0	9	35	12	0	59	0	1	.341	.454	.795	0	0	5	
	Minor Totals	.253	463	1627	220	411	86	5	49	241	148	2	522	3	7	.334	.402	.736	1	13	56	
	MAJOR TOTALS	.186	20	43	2	8	1	0	0	4	6	0	13	0	0	.314	.209	.523	0	0	2	

## TRANSACTIONS

- Selected by the Milwaukee Brewers in the 6th round of the 2016 First-Year Player Draft
- Traded to the Miami Marlins in exchange for RHP John Curtiss on July 30, 2021
- Traded to the Milwaukee Brewers in exchange for OF Reminton Batista on Nov. 10, 2022
- Signed by the Toronto Blue Jays on Dec. 10, 2023

## GAME HIGHS

ML Debut	Sept. 17, 2021 vs. PIT	Stolen Bases	None
Runs	1 – 2x, last: April 30, 2022 vs. SEA	Last ML Home Run	None
Hits	2 – Oct. 1, 2021 vs. PHI	Longest Hitting Streak	2G – 3x, last: May 10-15, 2022
Home Runs	None	Longest On-Base Streak	6G – April 30-May 15, 2022
RBI	2 – May 15, 2022 vs. MIL	Longest Hitless Streak	15AB – Oct. 1, 2021-April 30, 2022

## MILESTONES

Category	Date	Opponent	Pitcher	Notes
Hit	1 Sept. 17, 2021	Pittsburgh	Crowe	Double
RBI	1 April 17, 2022	Philadelphia	Sánchez	Groundout





## PROFESSIONAL CAREER:

### MINORS:

- Spent his first professional season in 2016 with the Brewers Rookie-level squad...Batted .256 across 24 games with seven doubles and 17 RBI.
- In 2017, suited up for 55 games for Rookie-level Helena, hitting .242 with 17 doubles, a triple, seven homers, 33 RBI, and a .779 OPS.
- Named a Midwest League All-Star with Single-A Wisconsin in 2018...Won a Minor League Gold Glove Award with just three errors in 93 games behind the plate (.996 fielding percentage).
- Named a Carolina League All-Star with High-A Carolina...Finished 3rd in the league with 75 RBI and T-4th with 14 home runs...Was hit by a pitch on 22 occasions, tied for the most in the Carolina League.
- Did not play due to the cancelled minor league season...Spent the majority of the year at the Brewers Alternate Training Site in Appleton, WI.

### 2021:

- Began the season in the Brewers organization and batted .297 with two homers and 19 RBI in 49 games between Double-A Biloxi (30G) and Triple-A Nashville (19G).
- Traded to Miami on July 30 in exchange for **RHP John Curtiss**...Assigned to Triple-A Jacksonville where he batted .188 with four home runs and eight RBI in 22 games.
- Made his MLB debut on Sept. 17 vs. PIT and doubled off **Wil Crowe** for his first career hit (1-for-4).
- Appeared in five games with the Marlins, all starts at catcher, and hit .267 (4-for-15).
- The team had a 4.70 ERA (20 ER/38.1 IP) when he caught and went 1-4 when he started behind the plate.

### 2022:

- Made his first career Opening Day roster.
- Batted .143 (4-for-28) with four RBI in 15 games with Miami.
- Made 11 starts, all at catcher.
- The team had a 4.18 ERA (42 ER/90.1 IP) when he caught and went 4-7 when he started behind the plate.
- Was optioned on May 26 to Triple-A Jacksonville, where he batted .239 with one home run and nine RBI in 21 games...Was on Jacksonville's injured list from June 8-Aug. 1 as he recovered from surgery on his right thumb.
- Traded to Milwaukee on Nov. 10 in exchange for **OF Remington Batista**.

### Career-Highs - Statcast

	Speed/Distance	Date
<b>Hardest Hit Ball:</b>	<a href="#">108.8 MPH</a>	Oct. 1, 2021 vs. PHI
<b>Farthest Hit Ball:</b>	<a href="#">402 ft</a>	Sept. 17, 2021 vs. PIT
<b>Top Sprint Speed:</b>	27.1 ft/s	May 5, 2022 at SD

### BLUE JAYS WITH TWO EXTRA-BASE HITS IN A SINGLE INNING - ALL-TIME

Player	Opponent	Hits	Inning
Danny Jansen	09/12/2021 @ BAL	2B/2B	3
Edwin Encarnacion	05/07/2014 vs. PHI	3B/HR	7
Edwin Encarnacion	07/26/2013 vs. HOU	HR/HR	7
Kelly Johnson	06/30/2012 vs. LAA	2B/3B	2
Eric Thames	07/14/2011 vs. NYY	2B/2B	1
Vernon Wells	08/31/2010 @ TB	2B/2B	6
Travis Snider	08/02/2010 @ NYY	2B/2B	5
Adam Lind	08/31/2009 @ TEX	HR/2B	9
Gregg Zaun	07/25/2007 vs. MIN	2B/HR	6
Frank Thomas	06/20/2007 vs. LAD	2B/HR	2
Carlos Delgado	07/27/2003 vs. BAL	HR/2B	4
Joe Carter	10/03/1993 @ BAL	HR/HR	2
Dave McKay	06/26/1978 vs. BAL	2B/2B	2
Otto Velez	06/26/1978 vs. BAL	2B/2B	2





# HORWITZ SPENCER

**48**  
INFIELDER

BIRTHDATE ..... November 14, 1997  
 OPENING DAY AGE ..... 26  
 BIRTHPLACE ..... Timonium, MD  
 RESIDENCE ..... Timonium, MD  
 INSTAGRAM ..... @spencer\_horwitz

BATS/THROWS ..... L/R  
 HEIGHT/WEIGHT ..... 6-0/200  
 CONTRACT STATUS ..... signed thru 2024  
 M.L. SERVICE ..... 0.037  
 OPTIONS USED ..... 1 of 3

## PERSONAL:

- Spencer Elliott Horwitz.
- Attended Radford University in Virginia for three seasons from 2017-2019...Batted .295 at Radford over 169 games, notching 34 doubles, a triple, 25 home runs, and 118 RBI...Drew 102 combined walks in his collegiate career while striking out just 95 times.
- Listed as Toronto's 16th-best prospect by MLB.com entering the 2024 season.
- Represented Team Israel in the 2023 WBC, going 2-for-11 (.182) with an RBI and a run scored.

## LAST SEASON:

- Named the Bisons' Stan Barron Most Valuable Player for 2023...Led the International League with a .450 OBP, breaking the franchise's modern era single-season record by 26 points...Also voted as the IL's best defensive infielder by league managers in a Baseball America poll.
- Recalled by Toronto on June 16.
- Made his **MLB Debut** on June 18 at TEX, [singling in his 1st at-bat](#) off **Jon Gray** in the 2nd inning, finishing the game 1-for-2 with an RBI and two walks...Became the 4th player in club history with a hit, a walk, an RBI, and a run scored in his MLB debut, joining **Devon Travis** (April 6, 2015 at NYY), **Eric Thames** (May 18, 2011 vs. TB), and **Eric Hinske** on April 1, 2002 at BOS).
- Optioned on June 21 and recalled again on Sept. 1.
- Hit his **1st career home run** on Sept. 3 at COL, a 442-foot solo shot off **Chase Anderson** in the 4th inning...Finished 3-for-4 on the day for his 1st career three-hit game.
- Drove in a run with a 10-inning double on Sept. 4 at OAK, his **1st career extra-inning knock**.
- Went 1-for-4 with a walk and a career-high three RBI on Sept. 20 at NYY.
- Appeared in 107 games for Triple-A Buffalo, hitting .337 (132-for-392) with 41 extra-base hits and 72 RBI (.945 OPS).

*Bold – career high; Red – league high*

Year	Club and League	AVG	G	AB	R	H	2B	3B	HR	RBI	BB	IBB	SO	SB	CS	OBP	SLG	OPS	SH	SF	HBP
2019	Bluefield (APPY)	.330	51	206	31	68	18	1	3	49	23	0	24	5	0	.395	.471	.866	0	3	1
	Vancouver (NORW)	.190	9	42	6	8	1	0	1	3	1	0	6	0	0	.227	.286	.513	0	0	1
2021	Vancouver (HAW)	.290	105	389	65	113	28	1	10	62	70	0	66	4	5	.401	.445	.846	0	5	5
	New Hampshire (AANE)	.375	4	16	3	6	2	0	2	4	0	0	2	0	0	.375	.875	1.250	0	0	0
2022	New Hampshire (EL)	.297	70	232	46	69	19	1	10	39	43	1	54	3	1	.413	.517	.930	0	2	4
	Buffalo (IL)	.246	44	171	31	42	14	0	2	12	30	0	41	4	1	.361	.363	.724	0	0	1
2023	TORONTO (AL)	.256	15	39	5	10	2	0	1	7	4	0	12	0	0	.341	.385	.726	0	0	1
	Buffalo (IL)	.337	107	392	61	132	30	1	10	72	78	3	72	9	2	.450	.495	.945	0	6	8
<b>Minor Totals</b>		.302	390	1448	243	438	112	4	38	241	245	4	265	25	9	.407	.464	.871	0	16	20
<b>MAJOR TOTALS</b>		.256	15	39	5	10	2	0	1	7	4	0	12	0	0	.341	.385	.726	0	0	1

## HOME RUN BREAKDOWN

Total	ONE GAME											
	H	A	2	3	4	GS	LO	XN	IP	PH	RHP	LHP
1	0	1	0	0	0	0	0	0	0	0	1	0

## WORLD BASEBALL CLASSIC RECORD

Year	Country	AVG	G	AB	R	H	2B	3B	HR	RBI	BB	IBB	SO	SB	CS	OBP	SLG	OPS	SH	SF	HBP
2023	Israel	.182	4	11	1	2	0	0	0	1	0	0	7	0	0	.250	.182	.432	0	0	1

## TRANSACTIONS

- Selected by the Toronto Blue Jays in the 24th round of the 2019 First-Year Player Draft

## GAME HIGHS

<b>ML Debut</b>	June 18, 2023 at TEX	<b>Stolen Bases</b>	None
<b>Runs</b>	2 – Sept. 3, 2023 at COL	<b>Last ML Home Run</b>	Sept. 3, 2023 at COL
<b>Hits</b>	3 – Sept. 3, 2023 at COL	<b>Longest Hitting Streak</b>	3G – Sept. 9-12, 2023
<b>Home Runs</b>	1 – Sept. 3, 2023 at COL	<b>Longest On-Base Streak</b>	3G – Sept. 9-12, 2023
<b>RBI</b>	3 – Sept. 20, 2023 at NYY	<b>Longest Hitless Streak</b>	6AB – Sept. 5-9, 2023



## MILESTONES

Category	Date	Opponent	Pitcher	Notes
<b>Hit</b>	1 June 18, 2023	at Texas	Gray	Single
<b>Home Run</b>	1 Sept. 3, 2023	at Colorado	Anderson	1R
<b>RBI</b>	1 June 18, 2023	at Texas	King	Groundout

## PROFESSIONAL CAREER:

### MINORS:

- Began his professional career with Rookie-level Bluefield in 2019...Earned a midseason call-up to Class-A (short) Vancouver in August...Combined to hit .306 (76-for-248) across 60 games with 19 doubles, a triple, four homers, and 52 RBI (.368 OBP, .808 OPS).
- Did not play in 2020 due to the cancelled Minor League season...Worked out with Jay Dyer at The Baseball Warehouse in Baltimore.
- Played the majority of the 2021 season with High-A Vancouver before earning a September call-up to Double-A New Hampshire...Over a combined 109 games, batted .294 (119-for-405) with 30 doubles, a triple, 12 home runs, and 66 RBI while drawing 70 walks...His 28 doubles as a Canadian were tied for the most among High-A West batters while his 70 bases on balls led the league.
- Set a Northwest League record in 2021 by hitting safely in 28 consecutive games from Aug. 10-Sept. 10, going 49-for-113 (.434) over that stretch with 19 extra-base hits and 33 RBI (.515 OBP, 1.240 OPS)...Snapped the previous record of 26 games set by Tri-City's **Gary Johnson** in 1962.
- Split his 3rd professional campaign between Double-A New Hampshire and Triple-A Buffalo in 2022...Combined to hit .275 (111-for-403) over 114 contests with 33 doubles, a triple, 12 homers, and 51 RBI while drawing 73 walks (.391 OBP, .843 OPS).
- Listed as having the Best Strike-Zone Discipline in the organization by Baseball America at the end of the year.
- Added to the 40-man roster after the season to protect him from the Rule 5 Draft.

### Career-Highs - Statcast

	Speed/Distance	Date
<b>Hardest Hit Ball:</b>	<a href="#">103.5 MPH</a>	Sept. 3, 2023 at COL
<b>Farthest Hit Ball:</b>	<a href="#">442 ft</a>	Sept. 3, 2023 at COL
<b>Top Sprint Speed:</b>	27.0 ft/s	June 18, 2023 at TEX





# JANSEN DANNY



CATCHER

BIRTHDATE ..... April 15, 1995  
 OPENING DAY AGE ..... 28  
 BIRTHPLACE ..... Elmhurst, IL  
 RESIDENCE ..... Largo, FL  
 INSTAGRAM ..... @d\_jansen31

BATS/THROWS ..... R/R  
 HEIGHT/WEIGHT ..... 6-2/225  
 CONTRACT STATUS ..... signed thru 2024  
 M.L. SERVICE ..... 5.050  
 OPTIONS USED ..... 1 of 3

## PERSONAL:

- Daniel Robert Jansen.
- Attended West High School in Appleton, Wisconsin...Was named First-Team All-State in his junior year.
- Ranked as Toronto's 7th-best prospect by Baseball America entering 2018...Ranked as the 71st overall prospect by Fan-Graps...Also ranked by BA as baseball's 9th-best catching prospect.
- Listed as Toronto's 3rd-best prospect and the 42nd overall prospect by Baseball America going into the 2019 season... Ranked 65th overall by MLB (5th among catchers) and 89th by Baseball Prospectus.
- Participated in the 2019, 2020, and 2023 Blue Jays Winter Tours.
- Married his wife, Alexis, prior to the 2021 season...The couple have a son, Miles, born October 2022.

## LAST SEASON:

- Set career highs in doubles (15), home runs (17), and RBI (53).
- His 5.06 AB/RBI clip was 9th best in the AL (min. 200 AB).
- Tied the game at 2's in the 9th inning on April 22 at NYY with a two-run, pinch-hit homer, his **1st longball of the year**...Was the 1st pinch-hit homer by a Blue Jay since **Rowdy Tellez** on Sept. 2, 2019 at ATL...The span of 1,327 days between pinch-hit home runs was the longest in team history (2nd: 751 days from May 21, 2010-June 11, 2012).
- Caught three straight shutouts from April 25-29, the 3rd backstop in franchise history to do so, joining **Ernie Whitt** (1983) **Gregg Zaun** (2007).
- Delivered a game-winning two-run **single** with two out in the bottom of the 9th on May 14 vs. ATL, his 3rd career walk-off hit.
- Crushed a three-run **home run** in the 10th inning on May 17 vs. NYY...Marked his 2nd career walk-off homer, his 4th career walk-off hit, and his 2nd walk-off hit of the homestand...The two games between walk-off hits tied **George Bell** (1988) for the fewest in team history...Was his 1st career extra-inning home run.
- Went 3-for-6 with two doubles and his 6th bomb of the year on May 23 at TB...Notched three extra-base hits in a game for the 5th time in his career, the most ever by a Toronto catcher.
- Went 3-for-4 with a pair of solo shots on June 15 at BAL, his 2nd multi-homer game of the year (also: April 25 vs. CWS) and the 6th multi-homer effort of his career.
- On July 26 at LAD, hit a solo homer, his 13th blast of the year, to set a new career high with 45 RBI (44 in 2022).
- Crushed his 14th home run on July 28 vs. LAA, homering in consecutive games for the 2nd time of the season (11th career).
- Set a new career high with his **16th home run** of the campaign on Aug. 28 vs. WAS.
- Blasted a two-run bomb in the 6th inning on Sept. 1 at COL, his 17th **home run** of the year...The 452-foot jack was the longest of his career (448ft on May 8, 2021 at HOU)...Extended his hitting streak to a career-high eight games (9- for-27).
- Landed on the injured list with a right middle finger fracture from Sept. 2 through the end of the season...Over his final 48 games, had gone 36-for-141 (.255) with eight doubles, 11 homers, and 27 RBI (.902 OPS).

*Bold - career high; Red - league high*

Year	Club and League	AVG	G	AB	R	H	2B	3B	HR	RBI	BB	IBB	SO	SB	CS	OBP	SLG	OPS	SH	SF	HBP
2013	GCL Blue Jays (GCL)	.246	36	114	19	28	4	0	0	18	21	0	10	0	0	.364	.281	.645	0	3	2
2014	Bluefield (APP)	.282	38	124	22	35	10	0	5	17	16	0	17	2	1	.390	.484	.874	0	0	6
2015	GCL Blue Jays (GCL)	.238	7	21	4	5	1	0	1	3	2	0	5	0	0	.304	.429	.733	0	0	0
	Lansing (MID)	.206	46	160	19	33	8	0	4	27	19	0	22	2	0	.299	.331	.630	0	2	3
2016	GCL Blue Jays (GCL)	.222	3	9	0	2	0	0	0	2	1	0	2	0	0	.364	.222	.586	0	0	1
	Dunedin (FSL)	.218	54	188	18	41	7	0	1	23	22	0	40	7	1	.313	.271	.584	0	2	5
2017	Dunedin (FSL)	.369	31	122	19	45	6	0	5	18	8	0	14	0	0	.422	.541	.963	1	1	4
	New Hampshire (EAS)	.291	52	179	23	52	15	1	2	20	22	2	19	1	0	.378	.419	.797	1	3	5
	Buffalo (INT)	.328	21	67	8	22	4	1	3	10	11	1	7	0	0	.423	.552	.975	0	0	0
2018	TORONTO (AL)	.247	31	81	12	20	6	0	3	8	9	0	17	0	0	.347	.432	.779	0	1	4
	Buffalo (INT)	.275	88	298	45	82	21	1	12	58	44	1	49	5	1	.390	.473	.863	1	3	14
2019	TORONTO (AL)	.207	107	347	41	72	12	1	13	43	31	1	79	0	1	.279	.360	.639	1	1	4
2020	TORONTO (AL)	.183	43	120	18	22	3	0	6	20	21	0	31	0	0	.313	.358	.671	3	1	2
2021	TORONTO (AL)	.223	70	184	32	41	13	0	11	28	17	0	44	0	0	.299	.473	.772	1	0	3
	Buffalo (AAA)	.238	7	21	5	5	0	0	1	4	4	0	3	0	0	.346	.381	.727	0	1	0
2022	TORONTO (AL)	.260	72	215	34	56	10	15	44	25	1	44	1	0	0	.339	.516	.855	0	5	3
	Dunedin (FL)	.300	3	10	4	3	2	0	0	0	0	0	0	0	0	.364	.500	.864	0	0	1
	Buffalo (IL)	.294	5	17	2	5	1	0	1	1	1	0	6	0	0	.333	.529	.862	0	0	0
2023	TORONTO (AL)	.228	86	268	38	61	15	0	17	53	23	1	62	0	0	.312	.474	.786	0	0	10
	Buffalo (IL)	.500	2	8	2	4	2	0	1	1	0	0	1	0	0	.500	1.125	1.625	0	0	0
<b>Minor Totals</b>		.271	393	1338	190	362	81	3	36	202	171	4	195	17	3	.367	.416	.783	3	15	41
<b>MAJOR TOTALS</b>		.224	409	1215	175	272	59	1	65	196	126	3	277	1	1	.308	.435	.743	5	8	26

## WILD CARD RECORD

Year	Club and Opp.	AVG	G	AB	R	H	2B	3B	HR	RBI	BB	IBB	SO	SB	CS	OBP	SLG	OPS	SH	SF	HBP
2020	TOR vs. TB	.400	2	5	2	2	0	0	2	2	0	0	0	0	0	.400	1.600	2.000	0	0	0
2022	TOR vs. SEA	.375	2	8	0	3	1	0	0	2	0	0	4	0	0	.375	.500	.875	0	0	0
<b>TOTALS</b>		.385	4	13	2	5	1	0	2	4	0	0	4	0	0	.385	.923	1.308	0	0	0



## HOME RUN BREAKDOWN

Total	H	A	ONE GAME		2	3	4	GS	LO	XN	IP	PH	RHP	LHP
65	33	32	6	0	3	0	0	1	0	1	0	1	45	20

## TRANSACTIONS

- Selected by the Toronto Blue Jays in the 16th round of the 2013 First-Year Player Draft
- On injured list (right hamstring strain) from June 7-July 2, 2021
- On injured list (right hamstring strain) from July 23-Aug. 30, 2021
- On injured list (left oblique strain) from April 11-May 13, 2022
- On injured list (fifth metacarpal fracture, left hand) from June 7-July 11, 2022

## GAME HIGHS

<b>ML Debut</b>	Aug. 13, 2018 at KC	<b>Stolen Bases</b>	1 – Sept. 5, 2022 at BAL (2)
<b>Runs</b>	4 – July 22, 2022 at BOS	<b>Last ML Home Run</b>	Sept. 1, 2023 at COL
<b>Hits</b>	4 – 3x, last: Sept 10, 2022 at TEX	<b>Longest Hitting Streak</b>	86 – Aug. 20, 2023-current
<b>Home Runs</b>	2 – 6x, last: June 15, 2023 at BAL	<b>Longest On-Base Streak</b>	15G – July 1-29, 2023
<b>RBI</b>	6 – July 22, 2022 at BOS	<b>Longest Hitless Streak</b>	35AB – April 7-May 1, 2021

## MILESTONES

Category	Date	Opponent	Pitcher	Notes
<b>Hit</b>	1 Aug. 13, 2018	at Kansas City	Keller	Single
<b>Home Run</b>	1 Aug. 14, 2018	at Kansas City	Fillmyer	1R
<b>Multi-HR Game (6)</b>	6 June 15, 2023	at Baltimore	Wells, Wells	1R, 1R
<b>Grand Slam HR</b>	1 Sept. 7, 2020	New York (AL)	Ottavino	6th inning
<b>Walk-off HR</b>	1 June 29, 2019	Kansas City	Barlow	2R, 9th inning
	2 May 17, 2023	New York (AL)	Peralta	3R, 10th inning
<b>Extra-Inning HR</b>	1 May 17, 2023	New York (AL)	Peralta	3R, 10th inning
<b>Pinch-hit HR</b>	1 April 22, 2023	at New York (AL)	Peralta	2R, 9th inning
<b>RBI</b>	1 Aug. 14, 2018	at Kansas City	Fillmyer	Home Run
<b>Stolen Base</b>	1 Sept. 5, 2022 (2)	at Baltimore	Zimmermann C-Chirinos	2nd base

## PROFESSIONAL CAREER:

### MINORS:

- Promoted to the Rookie-Level Bluefield for the 2014 season...In 38 games, he batted .282 with five home runs and 17 RBI... Had a 22-game on-base streak from July 6-31, 2014...Over the course of that month, hit .318 with a .447 OBP.
- Assigned to the Class-A Lansing Lugnuts in 2015 and was placed on the disabled list on May 30...Played seven games in the Gulf Coast League for rehab and rejoined Lansing in August.
- Joined Advanced-A Dunedin to open the 2016 season...In 57 total games, hit .218 with one home run and 25 RBI.
- Was assigned to the Mesa Solar Sox of the Arizona Fall League after the 2016 season...Appeared in 20 games for the Sox and hit .282 with 11 RBI and the first two triples of his professional career.
- Started the 2017 season in Advanced-A Dunedin and slashed .369/.422/.541 over 31 games...Hit .291 in 52 games with Double-A New Hampshire, including 15 doubles, one triple, two home runs and 20 RBI while throwing out 14 of 45 stolen base attempts (31.1%).
- Named a 2017 Mid-Season All-Star in both the Florida State League (A+) and the Eastern League (AA).
- Promoted to Triple-A Buffalo in August...Doubled and drove in two runs in his Triple-A debut on Aug. 4 vs. Lehigh Valley... Hit a triple and homered twice in a 4-for-4 effort on Aug. 21 at Pawtucket, bringing his average to .500 through his first 12 games with the Bisons...Finished with a .328/.423/.552 line over 21 games at the Triple-A level.
- Named a 2017 Baseball America Minor-League First-Team All-Star and an MiLB.com Organizational All-Star.

### 2018:

- Recalled from Triple-A Buffalo on Aug. 12 and made his **MLB debut** on Aug. 13 at KC...**Singled** in his 1st plate appearance and finished 2-for-3 to become the 19th player in team history with multiple hits in his MLB debut, and the 4th catcher to do so...Along with **Sean Reid-Foley**, formed the 1st starting battery mates in team history to debut at the same time...Marked the first such occasion in the AL since April 14, 1967, when **Billy Rohr** pitched and **Russ Gibson** caught for the Red Sox at Yankee Stadium (courtesy STATS).
- Hit his 1st Major League **home run** on Aug. 14 at KC...Became the 11th player in team history to homer within his first two MLB contests and the 3rd catcher to do so, joining **J.P. Arencibia** (2010) and **Sandy Martinez** (1995).
- Had hits in each of his first six MLB games (Aug. 13-22), just the 3rd player and the only catcher in team history to do so... Became the 8th Blue Jay to record 8+ hits across his first six MLB games, the most by any catcher.
- Recorded his **2nd longball** on Sept. 17 at BAL, a two-run blast to mark his 1st career multi-RBI effort.
- On Sept. 20 vs. TB, connected for his **3rd home run**, a three-run homer...Was his 1st home run at Rogers Centre.
- Reached base safely in 23 of his 30 MLB games with a plate appearance (.347 OBP).
- Among all rookie catchers with at least 30 games played, ranked 2nd in OBP (.347), 2nd in SLG (.432), 2nd in OPS (.779) and 5th in AVG (.247).
- Slashed .275/.390/.473 with 21 doubles, one triple, 12 home runs and a team-leading 58 RBI over 88 games for Triple-A Buffalo...Named a Mid-Season All-Star and played in the Futures Game where he went 1-for-2 with a two-run homer.
- Named Bisons 2018 MVP at the end of the season.
- Was also tabbed as the minor's Top Catcher in MiLB.com's Toolshed 2018 edition.



**2019:**

- Connected for 13 home runs, one shy of **Will Smith** for the most among rookie catchers, while his 42 RBI led the way... His home run and RBI totals were 2nd most in a season by a Toronto rookie catcher all-time (**J.P. Arcencibia** - 23 HR and 75 RBI in 2011).
- Nominated for a Gold Glove Award...Finished 4th among AL catchers in stolen base percentage (70.0%), 4th in fielding percentage (.995), and 4th with 19 runners caught stealing...According to Baseball Savant, ranked 5th among AL catchers in pitch framing.
- Drew 31 walks, tied for 8th most among AL rookies.
- Hit his [1st home run](#) of the season and 4th of his career with dozens of friends and family in attendance on May 17 at CWS.
- Recorded his [2nd homer](#) on May 19 at CWS, connecting for homers in back-to-back games for the 1st time in his career.
- On May 22 vs. BOS, tied the game in the 9th inning with his 1st career [pinch-hit RBI](#), a single to score **Brandon Drury**.
- Finished 3-for-5 with two RBI on June 13 at BAL for his 1st career three-hit game.
- Notched his 1st career [walk-off home run](#) on June 29 vs. KC, a two-run shot in the 9th...Became the 8th rookie in team history to hit a walk-off home run.
- On July 4 vs. BOS, hit a [solo homer](#) to become the 4th catcher in team history to homer in three consecutive games, joining **Ernie Whitt** (3G in 1985), **J.P. Arcencibia** (3G in 2012), and **Russell Martin** (3G in 2016 and 2018)...[Homered again](#) for his 1st career multi-HR game...Became the 4th catcher in team history to hit four homers in any three-game span (also **Whitt**, **Arcencibia**, and **Martin**)...Became the 5th rookie catcher in MLB history to hit six home runs over any seven-game span...Added a [double](#) in the 8th inning for his 1st career three-XB game.
- Recorded his [1st career triple](#) on July 5 vs. BAL as he led off the 2nd inning.
- Went 45 plate appearances without a strikeout from June 23-July 7, the longest active streak at the time, the 7th-longest streak in MLB in 2019, and the longest streak by a Blue Jay since **José Reyes** (50 PA) in 2015.
- Hit his [10th homer](#) of the season on Aug. 9 vs. NYY...At 24 years old, became the youngest catcher in team history with a 10+ HR campaign, ahead of **J.P. Arcencibia** (25 years old in 2011 - 23 HR).
- Went 3-for-5 with a [homer](#) and two RBI on Aug. 12 vs. TEX...Was also his 6th career three-hit game, all since June 13, a span of 42 games.
- Recorded his [12th home run](#) on Aug. 16 vs. SEA, his 10th long-ball since June 26.

**2020:**

- Named Toronto's 2020 nominee for the Roberto Clemente Award for his community work.
- Hit his [2nd home run](#) on Aug. 12 vs. MIA...Each of his first two blasts were interleague homers (also [July 27 at WAS](#)).
- Capped a 10-run 6th inning on Sept. 7 vs. NYY with his [1st career grand slam](#) off **Adam Ottavino**...Became the 2nd catcher in team history with a home run, four RBI, and two walks in the same game, joining **Russell Martin** on July 3, 2016 vs. CLE...Was his 1st career four-RBI game.
- Went 4-for-4 with a HBP, three runs, a double, [two home runs](#), and three RBI on Sept. 23 vs. NYY for his 1st career four-hit game and his 2nd career multi-HR game (also July 4, 2019 vs. BOS)...Became the 5th catcher (6th time) in team history to record 11+ total bases in a game.
- Hit a [pair of solo homers](#) in Game 2 of the ALWC on Sept. 30 at TB...Became the 2nd player in franchise history with a multi-HR game in the playoffs, joining **José Bautista** who did so on Oct. 23, 2015 in Game 6 of the ALCS at KC...Became the 3rd MLB player to ever record a multi-HR postseason game while batting 9th, joining Anaheim's **Adam Kennedy** (3 HR in Game 5 of the ALCS on Oct. 12, 2002) and Cleveland's **Roberto Pérez** (2 HR in Game 1 of the World Series on Oct. 25, 2016).

**2021:**

- Blocked 97% of balls in the dirt (195/201), 3rd best in MLB.
- Snapped a franchise-tying 0-for-35 drought on May 2 vs. ATL (also: **Ed Sprague** in 1994) with an [RBI single](#), his 1st RBI of the season...Was also his 1st multi-hit game of the season (2-for-3, RBI, BB).
- Launched his [1st home run](#) of 2021 on May 6 at OAK, a two-run go-ahead homer in the 4th.
- [Homered](#) on May 7 at Hou, going deep in consecutive games for the 4th time in his career.
- [Went deep](#) for a 3rd straight game on May 8 at HOU (a career-long 448 ft.), his 2nd career three-game home run streak (also: July 2-4, 2019)...Became the 3rd catcher in Blue Jays history with multiple three-game home run streaks, joining **Ernie Whitt** (four-game streak in 1989, three-game streak in 1985) and **Russell Martin** (three-game streaks in 2016 and 2018).
- Placed on the injured with a right hamstring strain from June 7-July 2 and again from July 23-Aug. 30...Played seven rehab games for Triple-A Buffalo, batting .238 (5-for-21) with a homer and four RBI.
- Notched his [5th home run](#) in Game 1 on July 18 vs. TEX, homering in consecutive games for the 2nd time of the season.
- Returned from the IL on Aug. 31 vs. BAL and hit his 6th longball of the year.
- Launched his [7th home run](#) on Sept. 4 vs. OAK to go with two doubles, notching three extra-base hits in a game for the 3rd time in his career (last: Sept. 23, 2020 vs. NYY).
- Went 4-for-6 on Sept. 12 at BAL with a [trio of doubles](#) while driving in four runs, the 5th Blue Jay ever with three doubles and four RBI in a game (last: **Jose Bautista** - May 26, 2015 vs. CWS)...Was his 2nd career four-hit game and his 1st with three doubles...Doubled twice in the 3rd inning, becoming the 13th player (14th time) in club history with multiple extra-base hits in an inning (last: **Edwin Encarnacion** - May 7, 2014).
- Drilled his [10th longball](#) on Oct. 1 vs. BAL, reaching double-digit home runs for the 2nd time in his career (13 in 2019).
- Went 2-for-4 on Oct. 2 vs. BAL with his [11th roundtripper](#), homering in consecutive games for the 4th time in 2021 (7th career).
- Batted .322 (19-for-59) over 21 games to end the season after his 2nd IL stint, including eight doubles, six homers, and 18 RBI (1.147 OPS).

**Career-Highs - Statcast**

	Speed/Distance	Date
<b>Hardest Hit Ball:</b>	<a href="#">111.4 MPH</a>	May 19, 2019 at CWS
<b>Farthest Hit Ball:</b>	<a href="#">452 feet</a>	Sept. 1, 2023 at COL
<b>Top Sprint Speed:</b>	31.7 ft/s	Sept. 15, 2018 at NYY






**2022:**

- Set career-highs in home runs (15), RBI (44), AVG (.260), SLG (.516), and OPS (.855).
- The Blue Jays went 40-18 when he started behind the plate.
- Hit his 1st **homer** of the year on April 8 vs. TEX, which was also his 100th career RBI.
- Went 2-for-4 with his 2nd dinger on April 10 vs. TEX...Had notched two hits and a homer in both of his starts to begin the season.
- Placed on the injured list with a left oblique strain from April 11-May 13.
- Returned from the IL on May 14 at TB and launched a two-run homer in the 8th, his 3rd jack of the season...Joined **Vernon Wells** (2010) as the only players in franchise history to begin a season with a three-game home run streak.
- Blasted his 4th and 5th home runs on May 24 at STL, his 1st multi-HR game of 2022 (3rd career).
- Connected for his 6th bomb on May 26 at LAA, homering in consecutive games for the 2nd time of the season (9th career)... Was the only player in the Majors at the time with more homers than strikeouts (6HR, 5K).
- Drilled a three-run shot for his 7th longball on June 1 vs. CWS...His seven homers tied for the 2nd most in a player's first 16 games of a season in franchise history (1st: **Carlos Delgado** - 8 in 1994).
- Went 3-for-6 with a pair of homers and a career-high **six RBI** on July 22 at BOS...Marked his 2nd multi-HR game of the season and the 4th of his career.
- Placed on IL with a left 5th metacarpal fracture from June 7-July 11...Made five rehab appearances for Triple-A Buffalo, batting .294 (5-for-17, 2B, HR).
- Drove in the game-winning run with an RBI single in the bottom of the 11th on Aug. 29 vs. CHC, his 2nd career **walk-off RBI** (also: home run on June 29, 2019 vs. KC)...Also drilled a three-run homer in the 7th, his 11th longball in his 44th game... Matched his home run total from 2021 in 26 fewer games (11HR in 70G).
- Went 1-for-3 with a walk and his 1st career stolen base in the back half of a doubleheader on Sept. 5 at BAL.
- Finished 4-for-5 with his 12th home run on Sept. 10 at TEX...Marked his 3rd career four-hit game.
- Hit his 13th homer in his 59th game on Sept. 18 vs. BAL, matching his career high set in 2019 (13HR in 107G).
- On Oct. 1 vs. BOS, finished the day 3-for-4 with a double, his 15th home run, and five RBI.
- Went 3-for-5 in Game 2 of the ALWC on Oct. 8 vs. SEA, joining **Pat Borders** (Oct. 12, 1991 vs. MIN) as the only catchers in Blue Jays postseason history with a three-hit game.





NON-ROSTER

# JENNINGS

## RYAN

# 75

PITCHER

BIRTHDATE ..... June 23, 1999  
 OPENING DAY AGE ..... 24  
 BIRTHPLACE ..... San Antonio, TX  
 RESIDENCE ..... San Antonio, TX  
 INSTAGRAM ..... @ryan3jennings

BATS/THROWS ..... R/R  
 HEIGHT/WEIGHT ..... 6-1/220  
 CONTRACT STATUS ..... signed thru 2024  
 M.L. SERVICE ..... 0.000  
 OPTIONS USED ..... 0 of 3

### PERSONAL:

- Ryan Trey Jennings.
- Graduated from Smithson Valley High School in Spring Branch, TX.
- Spent two seasons at Wharton County Junior College, going 11-7 over 27 combined appearances (seven starts) with a 3.99 ERA (63 ER/142.0 IP), 67 walks, and 147 strikeouts.
- Transferred to Louisiana Tech University in 2021, appearing in 38 games (30 starts) across two seasons, finishing with a combined record of 10-5 with a 4.02 ERA (78 ER/174.2IP), 63 walks, and 168 strikeouts.

### LAST SEASON:

- Started the 2023 campaign at Low-A Dunedin, appearing in nine games (seven starts) compiling a record of 2-3 with a 4.36 ERA (16 ER/33.0 IP), 14 walks, and 44 strikeouts.
- Promoted to High-A Vancouver to end the year, making a trio of starts while finishing with a record of 0-1 and a 2.70 ERA (3 ER/10.0 IP), three walks, and 11 strikeouts.

**Bold – career high; Red – league high**

Year	Club & League	W-L	ERA	G	GS	CG	SHO	SV	IP	H	R	ER	HR	HB	BB	IBB	SO	WP	BK	AVG
2022	Dunedin (FL)	1-0	2.16	5	0	0	0	0	8.1	7	3	2	1	2	6	0	8	0	0	.241
2023	Dunedin (FL)	2-3	4.36	9	7	1	0	0	33.0	27	17	16	2	3	14	0	44	3	0	.221
	Vancouver (NORW)	0-1	2.70	3	3	0	0	0	10.0	9	3	3	1	0	3	0	11	0	0	.250
	<b>Minor Totals</b>	3-4	3.68	17	10	1	0	0	51.1	43	23	21	4	5	23	0	63	3	0	.230

### TRANSACTIONS

- Selected by the Toronto Blue Jays in the 4th round of the 2022 First-Year Player Draft.

### PROFESSIONAL CAREER:

#### MINORS:

- In 2022, made his professional debut at Low-A Dunedin...Appeared in five games, going 1-0 with a 2.16 ERA (2 ER/8.1 IP).

### BOSTON TEE OFF PARTY

The Toronto Blue Jays had a record-setting night on July 22, 2022 at Fenway Park in Boston. The Blue Jays beat their division rivals by a score of 28-5, setting franchise records in both hits (29) and runs. Additionally, their +23 run differential was also a franchise high for a single game, and nearly doubled their season mark to that point (+24 entering the night). They became the sixth team in the modern era (since 1901) to score at least 28 runs in a single game, two runs shy of the all-time record of 30 runs set by the Texas Rangers on Aug. 22, 2007 at BAL(1). Every starter in the Toronto lineup notched multiple hits and scored multiple runs, the first time that's been done in team history and the fourth time in the modern era.

Naturally, there were plenty of impressive individual efforts on the night. Lourdes Gurriel Jr. went 6-for-7 with a double, five RBI, and three runs scored. He joined Frank Catalanotto as the only players in Blue Jays history with six hits in a single game (May 1, 2004 at CWS (2)). Gurriel Jr. also became the third player in team history with at least five hits and five RBI in a game, joining Roy Howell (5H, 9RBI on Sept. 10, 1977 at NYY) and Yangelvis Solarte (5H, 6RBI on May 3, 2018 (1) at CLE).

Raimel Tapia provided the most exciting moment of the night, racing around the bases for an inside-the-park grand slam in the 3rd inning. He joined Junior Felix as the only Blue Jays ever with an inside-the-park grand slam. He finished the game 3-for-7 with a double, a homer, and a career-high six runs driven in.

Danny Jansen crushed a pair of home runs, a three-run shot in the 4th and a two-run blast in the 6th. The backstop notched career-highs in both RBI (6) and runs scored (4). With Jansen and Tapia each recording six RBI, it marked the first time in MLB history a team's number nine hitter and leadoff hitter each drove in six runs in the same game. The team also had three players drive in at least five runs each in a single game for the first time in Toronto history and the ninth time in MLB history (Jansen - 6, Tapia - 6, Gurriel - 5).





# JIMENEZ LEONARDO

49  
INFIELDER

BIRTHDATE ..... May 17, 2001  
OPENING DAY AGE ..... 22  
BIRTHPLACE ..... Chitre, Panama  
RESIDENCE ..... Las Tablas, Panama  
INSTAGRAM ..... @joy17jimenez

BATS/THROWS ..... R/R  
HEIGHT/WEIGHT ..... 5-11/210  
CONTRACT STATUS ..... signed thru 2024  
M.L. SERVICE ..... 0.000  
OPTIONS USED ..... 2 of 3

### PERSONAL:

- Leonardo Joel Jimenez.
- Signed with the Blue Jays as an international free agent on July 2, 2017.
- His favourite player growing up was Hall of Fame shortstop **Derek Jeter**.
- Can become the 4th Toronto player born in Panama, joining **Juan Berenguer**, **Davis Romero**, and **Julio Mosquera**.
- Ranked by Baseball America as Toronto's No. 16 prospect in 2021, its 10th-best prospect entering the 2022 season, and its 7th-best prospect entering the 2024 season...Listed as the 5th-highest ranked prospect entering the 2024 season, according to MLB.com.

### LAST SEASON:

- Made his third straight trip to MLB Spring Training, going 4-for-17 (.235) with a double in 12 games...Combined for seven games played at shortstop and five games played at second base.
- Split the 2023 season between Double-A New Hampshire and Triple-A Buffalo...Named an Eastern League All-Star, after batting .270 (95-for-352) and setting career highs in games played (94), at-bats (352), runs scored (62), hits (95), doubles (18), home runs (8), RBI (47), and stolen bases (8) with a .366 OBP and a .767 OPS.
- Made 59 starts (62 games) at shortstop logging 510.0 innings, also playing 25 games at second base, and made eight appearances as the designated hitter.

*Bold - career high; Red - league high*

Year	Club and League	AVG	G	AB	R	H	2B	3B	HR	RBI	BB	IBB	SO	SB	CS	OBP	SLG	OPS	SH	SF	HBP
2018	GCL Blue Jays (GCL)	.250	37	132	13	33	8	2	0	19	16	0	17	0	0	.333	.341	.674	0	1	1
2019	Bluefield (APP)	.298	56	215	34	64	13	2	0	22	21	0	42	2	1	.377	.377	.754	1	1	7
	Lansing (MID)	.167	2	6	0	1	0	0	0	0	0	0	2	0	0	.167	.167	.334	0	0	0
2021	Blue Jays (FCL)	.385	5	13	6	5	2	0	0	2	3	0	1	1	0	.600	.538	1.138	0	0	4
	Dunedin (A)	.315	54	168	35	53	8	0	1	19	51	0	35	4	1	.517	.381	.898	0	2	21
2022	Vancouver (NORW)	.230	69	244	45	56	14	3	6	40	27	0	58	7	3	.340	.385	.725	0	6	17
2023	New Hampshire (EL)	.287	76	289	54	83	15	2	8	44	32	0	53	8	2	.372	.436	.808	0	3	9
	Buffalo (IL)	.190	18	63	8	12	3	0	0	3	9	0	15	0	0	.338	.238	.576	0	0	5
<b>Minor Totals</b>		.272	317	1130	195	307	63	9	15	149	159	0	223	22	7	.388	.383	.771	1	13	64

### TRANSACTIONS

- Signed by the Toronto Blue Jays on July 2, 2017

### PROFESSIONAL CAREER:

#### MINORS:

- Started his pro career in 2018 with Toronto's GCL squad.
- Batted .250 across 37 games while recording 10 extra-base hits and 19 RBI while splitting time almost evenly between second base and shortstop.
- Began his 2019 campaign with Rookie-level Bluefield where he hit .298 with a .754 OPS.
- Promoted to Class-A Lansing for a pair of games at the end of the season and picked up one hit in six at-bats.
- Combined for 40 games at shortstop, 17 games at second base and one contest at third over the course of 2019.
- Spent the 2020 shutdown working out at a facility near his home in Panama.
- Made his way to Dunedin, FL, at the end of the summer to take part in the Fall Development League.
- In 2021, appeared in eight Spring Training games, going 3-for-6 (.500) with two runs, a double, and a strikeout.
- Played five games for FCL Blue Jays before spending the rest of the year with Single-A Dunedin...Combined to play 59 games, batting .320 with 10 doubles, a home run, 21 RBI, and a 54BB/36K ratio (.523 OBP, 1.138 OPS)...Was hit by a pitch 21 times in 54 games with Dunedin, the 5th most among all Minor League baseball players.
- Played 15 games for the Mesa Solar Sox in the 2021 Arizona Fall League, batting .237 (9-for-38) with four extra-base hits, four RBI, eight walks and eight strikeouts.
- Added to Toronto's 40-man roster at the end of 2021 to protect him from the Rule 5 Draft.
- Spent the 2022 campaign with High-A Vancouver...Batted .230 (56-for-244) over 69 games with career-highs in doubles (14), triples (3), home runs (6), RBI (40), and stolen bases (7).
- On July 16 vs. HIL, notched multiple triples in a single game for the 1st time in his professional career...Finished the game 3-for-4 with two triples, a home run, and two RBI while scoring four times.

BIOGRAPHIES

LAST SEASON

HISTORY

RECORDS

OPPONENTS

PLAYER DEV.

MEDIA & MISC.





NON-ROSTER

# JUENGER HAYDEN

# 76

PITCHER

BIRTHDATE ..... August 9, 2000  
 OPENING DAY AGE ..... 23  
 BIRTHPLACE ..... O'Fallon, IL  
 RESIDENCE ..... O'Fallon, IL  
 INSTAGRAM ..... @hayden\_juenger

BATS/THROWS ..... R/R  
 HEIGHT/WEIGHT ..... 6-0/180  
 CONTRACT STATUS ..... signed thru 2024  
 M.L. SERVICE ..... 0.000  
 OPTIONS USED ..... 0 of 3

## PERSONAL:

- Hayden Michael Juenger...Pronounced "YING-er".
- Spent three seasons at Missouri State University from 2019-2021...Appeared in a combined 50 games (three starts), going 5-7 with a 4.14 ERA (40 ER/87.0 IP).
- Ranked as the Blue Jays' 7th-highest prospect entering the 2023 season and the 21st-highest prospect when the season concluded, according to MLB.com...Listed as the organization's 8th-best prospect by Baseball America entering the 2023 season and the 28th highest-ranked prospect entering the 2024 season.
- Enjoys hunting in his spare time.

## LAST SEASON:

- Made his first career trip to MLB Sprig Training, allowing three runs, four hits, and a pair of walks across 2.1 innings in four total appearances.
- Spent the entirety of the 2023 season at Triple-A Buffalo, making 54 appearances (five starts) going 5-2 with a 6.33 ERA (53 ER/75.1 IP), 39 walks, 92 strikeouts, and a pair of saves.
- Posted a 10.99 strikeout-per-nine rate and a 26.4% strikeout percentage.

*Bold – career high; Red – league high*

Year	Club & League	W-L	ERA	G	GS	CG	SHO	SV	IP	H	R	ER	HR	HB	BB	IBB	SO	WP	BK	AVG
2021	Vancouver (HAW)	2-0	2.70	11	0	0	0	0	20.0	11	6	6	0	1	4	0	34	2	0	.162
2022	New Hampshire (EL)	0-5	4.02	20	17	0	0	0	56.0	40	25	25	12	2	21	0	67	3	0	.196
	Buffalo (IL)	3-2	3.31	18	2	0	0	2	32.2	23	12	12	6	0	16	0	33	1	0	.195
2023	Buffalo (IL)	5-2	6.33	54	5	0	0	2	75.1	86	54	53	11	6	39	0	92	2	0	.285
	<b>Minor Totals</b>	<b>10-9</b>	<b>4.70</b>	<b>103</b>	<b>24</b>	<b>0</b>	<b>0</b>	<b>4</b>	<b>184.0</b>	<b>160</b>	<b>97</b>	<b>96</b>	<b>29</b>	<b>9</b>	<b>80</b>	<b>0</b>	<b>226</b>	<b>8</b>	<b>0</b>	<b>.231</b>

## TRANSACTIONS

- Selected by the Toronto Blue Jays in the 6th round of the 2021 First-Year Player Draft

## PROFESSIONAL CAREER:

### MINORS:

- Spent his first professional season in 2021 with High-A Vancouver...Appeared in 11 games for the Canadians, going 2-0 with a 2.70 ERA (6 ER/20.0 IP) and a 0.75 WHIP while holding opponents to a .162 batting average...Of the 74 batters faced, struck out 34 while issuing just four walks.
- Played his first full professional season in 2022, beginning the year at Double-A New Hampshire before earning a midseason call up to Triple-A Buffalo...Made 38 combined appearances (19 starts) between the two levels, pitching to a 3-7 record and a 3.76 ERA (37 ER/88.2 IP)...Struck out 100 batters on the year, posting a 10.15 strikeout-per-nine rate.





# KIERMAIER KEVIN

39  
OUTFIELDER

BIRTHDATE ..... April 22, 1990  
OPENING DAY AGE ..... 32  
BIRTHPLACE ..... Fort Wayne, IN  
RESIDENCE ..... Tampa, FL  
INSTAGRAM ..... N/A

BATS/THROWS ..... L/R  
HEIGHT/WEIGHT ..... 6-1/210  
CONTRACT STATUS ..... signed thru 2024  
M.L. SERVICE ..... 9.131  
OPTIONS USED ..... 1 of 3

### PERSONAL:

- Kevin James Kiermaier.
- Kevin and his wife, Marisa, have two sons, Karter and Krew.
- Since 2019, with an annual donation to the Children’s Dream Fund, Kevin and Marisa have fulfilled the dreams of numerous children living with life-threatening illnesses, as part of their Kiermaier’s Kids program.
- Set a personal best when he hauled in a 43-pound buffalo carp at 2 a.m. while bowfishing in Wisconsin in 2019...Made the catch from his custom boat, christened “Outlaw Bowfishing” or “The OB” for short.
- His older brother, Dan, was promoted to head groundskeeper for the Cubs ahead of the 2020 season...Has been with the Cubs since 2016.
- As a freshman at Parkland College in Champaign, IL, in 2009, hit .429 with 13 3B, 13 HR, 50 RBI and 84 runs in 54 games... The Cobras won the National Junior College championship with a 49-9 mark...The following season he hit .426 with 17 HR, 71 RBI and 91 runs in 56 games while the Cobras finished 5th in the nation with a 50-13 record.
- Selected by the Rays in the 31st round (941st overall) of the 2010 Amateur Draft...Only four players in club history were drafted later and reached the majors with the Rays: **Ryan Garton** (34th round) in 2012, **Joey Gathright** (32nd round) in 2001, **Chad Gaudin** (34th round) in 2001, and **Travis Phelps** (89th round) in 1996.
- Participated in the Toronto portion of the 2023 Blue Jays Winter Tour.

### LAST SEASON:

- Claimed his 4th career Gold Glove Award (also: 2015, 2016, 2019).
- Led the AL with 83 hits while batting 9th (2nd: Leody Taveras - 76)...Were tied for the 7th-most knocks while batting 9th in a single season in team history, and the most since Alex Gonzalez had 110 in 1998.
- On March 30 at STL, went 2-for-5 in his TOR debut, scoring the game-winning run on a sac fly in the top of the 9th inning.
- Had a single, double, and triple while driving in five runs on April 9 at LAA, becoming the 3rd player in team history with three hits and five RBI from the 9 spot.
- On April 11 vs. DET, robbed Kerry Carpenter of a home runs in 2nd inning to win his [1st career Play of the Week](#)...Also hit his [1st homer as a Blue Jay](#) in the 5th.
- Earned his [2nd Play of the Week nod](#) of the year on May 21 vs. BAL, robbing Gunnar Henderson of extra bases with a leaping catch at the wall in LCF.
- Went 2-for-3 with a triple and his 4th homer of the year on May 26 at MIN...The 3rd-inning jack marked the 800th hit of his career...Gave him 16 extra-base hit for the year, surpassing his 15 extra-base hits in 2022 in 21 fewer games.
- In the month of May, ranked 2nd among AL hitters in AVG (.366), 3rd in OPS (1.044), and T-5th in SLG (.634).
- On June 1 vs. MIL, picked up his [3rd career Play of the Week Award](#), taking extra bases away from Andruw Monasterio with a diving grab in RCF...Became the 4th player to win three Play of the Week awards in a single season.
- Went 4-for-5 on July 7 at DET for his 3rd career four-hit game (last: Sept. 8, 2016 at NYY).
- On July 22 at SEA, hit his 5th homer of the year, his 1st since May 26 at MIN, snapping a skid of 29 straight homerless games.
- Went 1-for-3 in his 1,000th career game on July 28 vs. LAA.
- On IL with a right elbow laceration from Aug. 7-17.
- Crushed his 7th home run of the year on Sept. 2 at COL, a 438-foot shot to center, the 2nd-longest homer of his career (443ft HR on 8/20/17 vs. SEA)...Was the 300th extra-base hit of his career.
- On Sept. 10 vs. KC, gave the Blue Jays a 3-2 lead in the 7th inning with his 8th [longball](#), his most in a season since 2019 (14).

BIOGRAPHIES

LAST SEASON

HISTORY

RECORDS

OPPONENTS

PLAYER DEV.

MEDIA & MISC.



**Bold – career high; Red – league high**

Year	Club and League	AVG	G	AB	R	H	2B	3B	HR	RBI	BB	IBB	SO	SB	CS	OBP	SLG	OPS	SH	SF	HBP
2010	Princeton (APPY)	.303	57	218	44	66	8	7	2	16	24	2	54	17	5	.380	.431	.811	1	0	3
2011	Bowling Green (MIDW)	.241	120	402	54	97	11	8	4	39	37	0	99	27	10	.316	.338	.654	9	3	8
2012	Rays (GULF)	.167	2	6	0	1	0	0	0	0	0	0	2	0	0	.167	.167	.334	0	0	0
	Charlotte (FL)	.260	57	177	16	46	7	6	0	12	26	0	38	10	4	.361	.367	.728	7	0	2
	Durham (IL)	.333	4	9	2	3	0	0	0	1	3	0	1	0	0	.500	.333	.833	0	0	0
2013	Montgomery (SOUL)	.310	97	371	65	115	14	9	5	28	31	3	61	14	11	.373	.437	.810	4	3	8
	Durham (IL)	.263	39	137	24	36	7	6	1	13	14	0	26	7	1	.338	.423	.761	0	1	2
	TAMPA BAY (AL)	.000	1	0	0	0	0	0	0	0	0	0	0	0	0	.000	.000	.000	0	0	0
2014	TAMPA BAY (AL)	.263	108	331	35	87	16	8	10	35	23	2	71	5	4	.315	.450	.765	5	2	3
	Durham (IL)	.305	34	128	28	39	7	2	3	13	12	0	23	11	1	.362	.461	.823	2	1	0
2015	TAMPA BAY (AL)	.263	<b>151</b>	<b>505</b>	<b>62</b>	<b>133</b>	<b>25</b>	<b>12</b>	10	40	24	0	95	18	5	.298	.420	.718	2	2	2
2016	TAMPA BAY (AL)	.246	105	366	55	90	20	2	12	37	<b>40</b>	1	74	<b>21</b>	3	.331	.410	.741	0	1	7
	Rays (GULF)	.000	1	2	0	0	0	0	0	0	1	0	1	0	0	.333	.000	.333	0	0	0
	Charlotte (FL)	.667	2	3	2	2	1	0	0	2	0	0	2	0	0	0.800	1.000	1.800	0	0	0
2017	TAMPA BAY (AL)	.276	98	380	56	105	15	3	<b>15</b>	39	31	2	99	16	7	.338	.450	.788	4	1	5
	Charlotte (FL)	.125	7	24	2	3	1	1	0	1	2	0	7	1	0	.192	.250	.442	0	0	0
2018	TAMPA BAY (AL)	.217	88	332	44	72	12	9	7	29	25	0	91	10	5	.292	.370	.652	2	2	6
	Charlotte (FL)	.500	2	6	1	3	0	1	0	0	2	0	0	0	0	.625	.833	1.458	0	0	0
	Durham (IL)	.364	3	11	2	4	1	0	0	1	2	0	2	1	0	.462	.455	.917	0	0	0
2019	TAMPA BAY (AL)	.228	129	447	60	102	20	7	14	<b>55</b>	26	<b>2</b>	<b>104</b>	19	5	.278	.398	.676	1	1	5
	Charlotte (FL)	.125	2	8	1	1	1	0	0	3	1	0	3	0	0	.222	.250	.472	0	0	0
2020	TAMPA BAY (AL)	.217	49	138	16	30	5	3	3	22	20	1	42	8	1	.321	.362	.683	0	0	1
2021	TAMPA BAY (AL)	.259	122	348	54	90	19	7	4	37	33	<b>2</b>	99	9	5	.328	.388	.716	0	4	5
2022	TAMPA BAY (AL)	.228	63	206	28	47	8	0	7	22	14	0	61	6	1	.281	.369	.650	0	0	1
	Rays (FCL)	.000	1	2	1	0	0	0	0	0	1	0	0	0	0	.333	.000	.333	0	0	0
2023	TORONTO (AL)	.265	129	370	58	98	21	6	8	36	29	0	86	14	1	.322	.419	.741	1	4	4
<b>MAJOR TOTALS</b>		.277	428	1504	242	416	58	40	15	127	158	5	317	87	33	.353	.398	.751	23	8	23
<b>MINOR TOTALS</b>		.249	1043	3423	468	854	161	57	90	352	265	12	822	126	37	.309	.409	.718	15	17	39

**WILD CARD RECORD**

Year	Club and Opp.	AVG	G	AB	R	H	2B	3B	HR	RBI	BB	IBB	SO	SB	CS	OBP	SLG	OPS	SH	SF	HBP
2013	TB vs. CLE	.000	1	0	0	0	0	0	0	0	0	0	0	0	0	.000	.000	.000	0	0	0
2019	TB vs. OAK	.000	1	4	0	0	0	0	0	0	0	0	1	0	0	.000	.000	.000	0	0	0
2020	TB vs. TOR	.143	2	7	1	1	0	0	0	0	0	0	0	0	0	.143	.143	.286	0	0	0
2023	TOR vs. MIN	.400	2	5	0	2	0	0	0	1	1	0	2	0	0	.500	.400	.900	0	0	0
<b>TOTALS</b>		.188	6	16	1	3	0	0	0	1	1	0	3	0	0	.235	.188	.423	0	0	0

**DIVISION SERIES RECORD**

Year	Club and Opp.	AVG	G	AB	R	H	2B	3B	HR	RBI	BB	IBB	SO	SB	CS	OBP	SLG	OPS	SH	SF	HBP
2019	TB vs. HOU	.167	5	18	1	3	1	0	1	3	0	0	6	0	0	.167	.389	.556	0	0	0
2020	TB vs. NYY	.235	5	17	2	4	2	0	1	4	0	0	5	0	0	.235	.529	.764	0	0	0
2021	TB vs. BOS	.214	4	14	2	3	3	0	0	1	2	1	4	0	0	.313	.429	.742	0	0	0
<b>TOTALS</b>		.204	14	49	5	10	6	0	2	8	2	1	15	0	0	.235	.449	.684	0	0	0

**CHAMPIONSHIP SERIES RECORD**

Year	Club and League	AVG	G	AB	R	H	2B	3B	HR	RBI	BB	IBB	SO	SB	CS	OBP	SLG	OPS	SH	SF	HBP
2020	TB vs. HOU	.167	5	12	1	2	2	0	0	0	0	0	6	0	1	.231	.333	.564	0	0	1

**WORLD SERIES RECORD**

Year	Club and League	AVG	G	AB	R	H	2B	3B	HR	RBI	BB	IBB	SO	SB	CS	OBP	SLG	OPS	SH	SF	HBP
2020	TB vs. LAD	.368	6	19	4	7	1	0	2	3	1	0	6	0	0	.400	.737	1.137	0	0	0

**HOME RUN BREAKDOWN**

Total	ONE GAME											
	H	A	2	3	4	GS	LO	XN	IP	PH	RHP	LHP
90	42	48	3	0	0	2	4	4	4	0	76	14

**TRANSACTIONS**

- Selected by the Tampa Bay Rays in the 31st round of the 2010 First-Year Player Draft
- On injured list (left hand fracture) from May 22-July 15, 2016
- On injured list (right hip fracture) from June 9-August 17, 2017
- On injured list (right thumb ligament tear) from April 16-June 18, 2018
- On injured list (left thumb sprain) from July 21-31, 2019
- On injured list (left quadriceps strain) from April 6-17, 2021
- On injured list (left wrist sprain) from May 9-19, 2021
- On injured list (left hip inflammation) from June 21-30, 2022
- On injured list (left hip inflammation) on July 10, 2022 for the remainder of the season
- Signed by the Toronto Blue Jays on December 10, 2022
- On injured list (right elbow laceration) from Aug. 7-17, 2023
- Signed by the Toronto Blue Jays on December 28, 2023





## GAME HIGHS

<b>ML Debut</b>	Sept. 30, 2013 at TEX	<b>Stolen Bases</b>	2 – 13x, last: May 4, 2021 at LAA
<b>Runs</b>	4 – April 19, 2017 vs. DET	<b>Last ML Home Run</b>	Sept. 10, 2023 vs. KC
<b>Hits</b>	4 – 3x, last: July 7, 2023 at DET	<b>Longest Hitting Streak</b>	13G – Aug. 27–Sept. 9, 2016
<b>Home Runs</b>	2 – 3x, last: Sept. 5, 2018 at TOR	<b>Longest On-Base Streak</b>	15G – 3x, last: May 1-21, 2023
<b>RBI</b>	5 – 2x, last: April 9, 2023 at LAA	<b>Longest Hitless Streak</b>	22AB – Sept. 8-21, 2019

## MILESTONES

Category	Date	Opponent	Pitcher	Notes
<b>Hit</b>	1 May 17, 2014	at Los Angeles (AL)	Wilson	Single
<b>Home Run</b>	1 May 18, 2014	at Los Angeles (AL)	Morin	2R
<b>Multi-HR Game (3)</b>				
	1 Sept. 8, 2016	at New York (AL)	Sabathia, Sabathia	1R, 1R
	2 Aug. 23, 2017	Toronto	Stroman, Stroman	2R, 1R
	3 Sept. 5, 2018	at Toronto	Sanchez, Sanchez	1R, 1R
<b>Grand Slam HR (2)</b>				
	1 July 9, 2014	Kansas City	Ventura	4th inning
	2 June 25, 2018	Washington	Gonzalez	2nd inning
<b>Leadoff HR (4)</b>				
	1 Aug. 20, 2017	Seattle	Gallardo	—
	2 Sept. 12, 2017	New York (AL)	Gray	—
	3 Sept. 24, 2017	at Baltimore	Tillman	—
	4 May 24, 2022	Miami	López	—
<b>Walk-off HR</b>	1 April 23, 2022	Boston	Robles	2R, 10th inning
<b>Extra-Inning HR (4)</b>				
	1 June 3, 2015	at Los Angeles (AL)	Street	1R, 10th inning
	2 April 19, 2016	at Boston	Barnes	1R, 10th inning
	3 Sept. 15, 2017	Boston	Workman	1R, 14th inning
	4 April 23, 2022	Boston	Robles	2R, 10th inning
<b>Inside-The-Park HR (4)</b>				
	1 May 31, 2014	at Boston	Wilson	1R, 8th inning
	2 May 23, 2019	at Cleveland	Plutko	3R, 6th inning
	3 Aug. 13, 2021	at Minnesota	Gant	1R, 6th inning
	4 May 24, 2022	Miami	López	1R, 1st inning
<b>RBI</b>	1 May 18, 2014	at Los Angeles (AL)	Morin	2R-HR
<b>Stolen Base</b>	1 June 5, 2014	Miami	Turner	3rd base
			C-Realmuto	

## PROFESSIONAL CAREER:

### MINORS:

- Made his professional debut for Rookie-level Princeton in 2010...Hit a team-high.303 while his seven triples ranked 2nd in the Appalachian League.
- In 2011, recorded a career-high 27 stolen bases for Class-A Bowling Green...Played for the Canberra Cavalry in the Australian Baseball League...Ranked by Baseball America as the Best Defensive Outfielder in the organization after the season.
- Started the 2012 season with Class-A Charlotte, but missed 63 games due to a pair of injuries...Broke his left middle finger on a bunt attempt in the 2nd game of the season...Returned in June, but 10 days later broke the hamate bone in his right hand on a swing...Received a lateseason promotion to Triple-A Durham.

### 2013:

- Made his **MLB debut** in 2013 as a late-inning defensive replacement in the Game 163 tiebreaker at TEX as well as the AL Wild Card Game at CLE.
- Selected off the Durham roster on Sep 30, the day of Game 163...Became the 1st player to make his Major League debut in a single-game tiebreaker and just the 2nd to make his debut in his team's 163rd game of a season (or later), according to *Elias*...The other was NYY's **Elvio Jiménez** in their 164th and final game of the 1964 season.
- Named to the Southern League Mid-Season and Post-Season All-Star teams.
- Ranked by Baseball America as the No. 10 prospect in the Rays system following the season...The publication also tabbed him as the Best Defensive Outfielder and Best Outfield Arm in the organization.

### 2014:

- Appeared in 108 games in 2014, including 89 starts (57 in right, 32 in center).
- Was one of three finalists for the Rawlings AL Gold Glove Award for right field, won by **Nick Markakis**...Was one of three rookies chosen as a Gold Glove finalist, along with **Billy Hamilton** and **Jackie Bradley Jr.**
- Named to Baseball America's All-Rookie Team, alongside outfielders **George Springer** and **Billy Hamilton**.
- His eight triples led AL rookies...His .450 SLG ranked 3rd among AL rookies (min. 100G), trailing **José Abreu** (.581) and **Danny Santana** (.472)...It was the highest by a Rays rookie since **Evan Longoria** (.531) in 2008.
- On April 12 at CIN, in his 1st Major League start, threw out **Joey Votto** at home.
- Collected his 1st hit on May 17 at LAA, an infield single off **C.J. Wilson**...The next day, hit his 1st career homer, a two-run, opposite field shot in the 7th inning off **Mike Morin**...Earlier in that game, made a leaping catch against the right-center field wall to rob **Erick Aybar** of extra bases and earn the top Web Gem on ESPN's Baseball Tonight.



- Hit an inside-the-park home run on May 31 at BOS, the first player to do so within his first 10 games since **Joe Borchard** in 2002...Became the first visiting player to hit an inside-the-park home run at Fenway Park since Baltimore's **David Newhan** on July 21, 2004.
- Claimed the No. 1 spot on ESPN SportsCenter's Top 10 Plays twice in a span of 10 days...On June 11 vs. STL, his bases-loaded, inning-ending diving catch in right-center field robbed **Peter Bourjos**...On June 20 vs. HOU, dove for a **George Springer** foul ball near the Rays bullpen.
- On July 9 vs. KC, went 4-for-4 with a grand slam, the 1st Rays rookie to record four hits and a slam...Became the first rookie since 1901 with four hits and a grand slam from the No. 9 spot in the batting order.
- Despite playing only 34 games for Durham, was ranked by Baseball America as the Best Defensive Outfielder in the International League in its Best Tools survey.

**2015:**

- Claimed his 1st Rawlings Gold Glove Award, besting **Kevin Pillar** and **Mike Trout** for the honour...Was later announced as the Rawlings AL Platinum Glove Award winner as the best defender at any position.
- Named Defensive Player of the Year in the Esurance MLB Awards.
- Led all MLB players with 38 Defensive Runs Saved, the highest mark since 2003, when Baseball Info Solutions started tracking it.
- Led all center fielders with 15 outfield assists, one shy of the club record for a center fielder (**B.J. Upton** - 16 in 2008).
- Ranked 3rd in the AL with 7.4 Wins Above Replacement, trailing only **Mike Trout** (9.4) and **Josh Donaldson** (8.8).
- On April 24 vs. TOR, circled the bases on an error by **Steve Tolleson**...According to the Elias Sports Bureau, he was the 1st player in club history to score on a four-base error and the first to do it in the Majors since **Jason Bay** on April 21, 2011 vs. HOU.
- Recorded his 1st career walk-off RBI on Sep 20 vs. BAL, delivering an infield single in the 9th inning off **Zack Britton**.
- For the second straight year, was the Rays recipient of the MLB Alumni Association's Heart and Hustle Award.

**2016:**

- Claimed the Rawlings AL Gold Glove Award for center field for a second straight year...Won the award over finalists **Kevin Pillar** and **Jackie Bradley Jr.**
- Joined **Ichiro Suzuki** (2001-2002) as the only AL outfielders to win a Gold Glove in each of their first two full seasons in the Majors, dating back to when the awards were first presented in 1957.
- Won the Wilson Defensive Player of the Year Award in center field.
- His 25 Defensive Runs Saved led MLB center fielders and ranked 2nd among all players behind **Mookie Betts** (30).
- Established career highs with 21 stolen bases and 40 walks despite missing 48 games with a left hand fracture.
- On May 21 at DET, sustained two fractures in his left hand while diving for **James McCann**'s single in the 5th inning...Underwent surgery on May 24, performed by Dr. Doug Carlan in St. Petersburg.
- Compiled a career-long 13-game hitting streak from Aug 27-Sep 9, batting .407 (22-for-54).
- On Sep 8 at NYY, recorded the first multi-homer game of his career with solo shots off **CC Sabathia** in his first two trips to the plate...Became the first Rays left-handed hitter with two home runs vs. LHP in the same game since **Johnny Damon** on Aug 29, 2011 at TOR.

**2017:**

- Established a career high in home runs (15).
- Appeared in 98 games with 95 starts, all in center field...Was on the injured list from June 9-Aug. 17 with a right hip fracture, missing 61 games.
- Ranked 2nd among center fielders with 22 Defensive Runs Saved.
- On March 20, signed a six-year contract with a club option for 2023...The deal was worth a guaranteed \$53.5 million and could raise to \$66.15 million with the option and incentives.
- Was ejected by home plate umpire **Mike Muchlinski** for arguing balls and strikes on April 9 vs. TOR, his 1st career ejection.
- Homered in the 14th inning on Sept. 15 vs. BOS, the 3rd time in club history there was a game-tying **homer** in extras and the latest in a game in team history.

**2018:**

- Missed significant time for a third consecutive season...Missed 57 games from April 16-June 18 with a torn ligament in his right thumb...Despite the missed time, ranked 3rd in the AL with nine triples, one shy of teammate **Mallex Smith** and **Yolmer Sánchez**.
- Won his second Wilson Defensive Player of the Year Award in center field (2016)...Despite his missed time, his 13 Defensive Runs Saved in center field tied for 3rd in the majors to **Lorenzo Cain** (18) and **Ender Inciarte** (17).
- On June 25 vs. WSH, hit the second **grand slam** of his career, off **Gio Gonzalez**...Was the first time a Rays lefty hit a grand slam off a left-handed pitcher since **Matt Joyce** on May 25, 2012 at BOS...Was the fourth time in club history the Rays got a grand slam from a leadoff hitter.

**2019:**

- Claimed the Rawlings AL Gold Glove Award for center field...Won the award over finalists **Jackie Bradley Jr.** and **Mike Trout**...Marked his third Gold Glove Award, tying **Evan Longoria** for the most in club history.
- Became the 3rd center fielder to win three (or more) Gold Glove Awards since Rawlings began awarding them to individual outfield positions in 2011, joining **Adam Jones** (2012-2014) and **Ender Inciarte** (2016-2018).
- His 13 Defensive Runs Saved were the most among AL center fielders, ahead of **Byron Buxton** (10) and **Oscar Mercado** (10).
- In Baseball America's Best Tools survey of Major League managers, coaches and executives, was ranked as the AL's 2nd-best Defensive Outfielder behind **Byron Buxton**, and 2nd-best Outfield Arm behind **Ramon Laureano**.
- On May 23 at CLE, hit an inside-the-park, three-run **homer** in the 6th inning...Was the 2nd inside-the-park home run of his career, following May 31, 2014 at BOS.
- Started all six postseason games in center field...In Game 3 of the ALDS vs. HOU, his three-run **homer** off **Zack Greinke** in the 2nd inning gave the Rays their first lead of the series...Was the Rays first postseason homer at Tropicana Field since **José Lobaton**'s walk-off in Game 3 of the 2013 ALDS vs. BOS, and the two were hit to nearly identical spots.

**2020:**

- Tied for 3rd among all outfielders with 10 Defensive Runs Saved, behind **Joey Gallo** (13) and **Byron Buxton** (11).
- His six outfield assists tied for 3rd in the majors and were one shy of the leaders, **Teoscar Hernández** and **Alex Verdugo**.
- Was one of four players in the majors with multiple walk-off hits, joining **Javier Báez**, **César Hernández**, and **Joey Votto**... Both came in a span of 22 games (20 starts), compared to one in his first 682 career games (622 starts)...Both walk-off hits were against the Blue Jays, becoming the 5th player in franchise history with two walk-off hits against the same team



in a single season, joining **José Lobaton** (2013 vs. TOR), **Johnny Damon** (2011 vs. MIN), **B.J. Upton** (2007 vs. TOR), and **Travis Lee** (2003 vs. BAL).

- Homered in three straight games from Aug. 30-Sept. 1, his only three homers in the regular season...It was the 4th time in his career to homer in three straight games (last: Sept. 12-15, 2017).
- Received the Paul C. Smith Champion Award, given to the club's most exemplary professional...Joined **John Flaherty** as the only Rays to be recognized with the honour by the Tampa Bay Chapter of the BBWAA in back-to-back years.
- In Game 3 of the ALDS at NYY, hit the 2nd **homer** of his postseason career, a year to the date from the 1st...Was a three-run homer off **Masahiro Tanaka** in the 4th inning, breaking a 1-1 tie.
- In Game 4 of the World Series vs. LAD, hit a game-tying, solo **homer** off **Pedro Báez** in the 7th inning and singled and scored the game-tying run in the 9th inning...Became the 6th player all-time to hit a game-tying homer in the World Series out of the No. 9 spot, and the first since **Chili Davis** in Game 3 of the 1991 World Series at ATL.

#### 2021:

- Appeared in 122 games and made 101 starts, all in center field...His .259 AVG marked his highest since 2017 (.276) and included a .333 clip in Sept./Oct. and .289 from June 6 through season's end.
- His seven triples tied for 2nd in the AL behind **Shohei Ohtani** (8), and tied for 4th in the majors.
- In Baseball America's Best Tools survey of MLB managers, coaches and executives, was ranked as the AL's Best Defensive Outfielder.
- Was one of three finalists for the Rawlings AL Gold Glove Award for center field, won by **Michael A. Taylor**.
- His 13 Defensive Runs Saved tied for 8th among all outfielders and tied for 3rd among center fielders behind **Michael A. Taylor** (19) and **Harrison Bader** (15).
- Recorded a career-high five RBI on July 7 vs. CLE (1), with a two-run double in the 1st inning and three-run homer in the 3rd...The homer was his first at home in the regular season since Sep 24, 2019 vs. NYY.
- Hit the 3rd inside-the-park **homer** of his career on Aug. 13 at MIN...It was the first inside-the-park homer for the Rays since **Avisail García** on May 28, 2019 vs. TOR.
- Underwent right knee arthroscopic surgery on Nov. 3, performed by Dr. Koco Eaton in St. Petersburg, to address a small meniscus tear.

#### 2022:

- Limited to 63 games (57 starts) with the Rays due to hip injuries.
- By service time, is the 2nd-longest-tenured Ray of all-time behind **Evan Longoria**.
- In Baseball America's Best Tools survey of MLB managers, coaches, and executives, was ranked as the AL's 3rd-best Defensive Outfielder behind **Byron Buxton** and **Michael A. Taylor**.
- Made his 8th straight Opening Day roster, all starts in center field...Tied **Carl Crawford** for the 2nd-most Opening Day starts in franchise history behind **Evan Longoria** (9).
- On April 23 vs. BOS, hit a walk-off, two-run **homer** off **Hansel Robles** in the 10th inning, the 1st walk-off homer of his career and 4th walk-off hit.
- Recorded multiple hits in five consecutive games from May 17-24, batting .542 (13-for-24) with three homers and six RBI over that stretch...Marked the longest streak of multi-hit games in his career and the longest streak by a Ray since **Austin Meadows** (5) from May 26-30, 2019.
- On May 21 at BAL, started in the leadoff spot for the first time since April 29, 2021 vs. OAK and went 3-for-4 with a solo homer...Marked his 3rd consecutive three-hit game, the longest such streak of his career and tied for the longest in club history (7th time).
- On May 24 vs. MIA, hit an inside-the-park **homer** on the 1st pitch of the bottom of the 1st inning off **Pablo López**...Was the fourth inside-the-park homer of his career, breaking a tie with **Carl Crawford** for the most in franchise history...Marked the 21st inside-the-park homer in club history...Became the 1st player in franchise history to hit a leadoff, inside-the-park homer and the first player in the majors to do so since **Whit Merrifield** on Aug 9, 2019 at DET...Became the 3rd player since pitch-tracking data was available (1988) to hit a leadoff, inside-the-park homer on the 1st pitch, following **Denard Span** on Aug 19, 2017 vs. PHI and **Byron Buxton** on Oct 2, 2016 at CHW.
- On June 11 at MIN, started an 8-6-5 relay to throw out **Jose Miranda** at third base in the 3rd inning...Marked his second outfield assist in his last four games (all starts) after a stretch of 109 games (96 starts) in center field without one...It was the 52nd outfield assist of his career, tying **B.J. Upton** for the most in franchise history.
- On July 5 at BOS, hit a bases-clearing double off **Nick Pivetta** in the 1st inning and added a RBI fielder's choice in the 6th...The four RBI marked his most since July 7, 2021 (G1) vs. CLE (5).
- Landed on the injured list with left hip inflammation from June 21-30, and was listed again with the same injury from July 10 through the remainder of the season...Underwent surgery on Aug. 3 to address the impingement and repair the labrum in his left hip, performed by Dr. Thomas Byrd in Nashville.

### Career-Highs - Statcast

	Speed/Distance	Date
<b>Hardest Hit Ball:</b>	112.2 MPH	Aug. 1, 2015 at BOS
<b>Farthest Hit Ball:</b>	443 ft	Aug. 20, 2017 vs. SEA
<b>Top Sprint Speed:</b>	33.1 ft/s	Aug. 13, 2016 at NYY





# KIKUCHI YUSEI

# 16

PITCHER

BIRTHDATE ..... June 17, 1991  
 OPENING DAY AGE ..... 32  
 BIRTHPLACE ..... Morioka, Japan  
 RESIDENCE ..... Tokyo, Japan  
 INSTAGRAM ..... yusei18

BATS/THROWS ..... L/L  
 HEIGHT/WEIGHT ..... 6-1/215  
 CONTRACT STATUS ..... signed thru 2024  
 M.L. SERVICE ..... 5.000  
 OPTIONS USED ..... 0 of 3

## PERSONAL:

- Yusei Kikuchi...Pronounced YOU-say key-KOO-chee.
- Resides for most of the offseason with his wife, Rumi, and son, Leo, in Arizona...Rumi previously worked as a broadcaster for NHK TV.
- Pitched for Hanamaki Higashi High School in Japan where he led the team to a runner-up finish at the national high school invitational in April, 2009, and to the semifinals in the national championship in August, 2009...Became the top pick in the 2009 NPB Draft by the Saitama Seibu Lions.
- Is the 7th Japanese-born player to play for the Blue Jays, and the 5th pitcher to do so, joining **Mike Nakamura** (2004), **Tomo Ohka** (2007), **Ryota Igarashi** (2012), and **Shun Yamaguchi** (2020).

## LAST SEASON:

- Set career highs in wins (11), innings pitched (167.2), ERA (3.86), WHIP (1.27), and strikeouts (181), while matching his career high with 32 starts (also in 2019)...Pitched into the 5th inning in 31 of his 32 outings.
- Was named the team's Most Improved Player by the Toronto Chapter of the BBWAA.
- Picked up the win in his season debut on April 4 at KC, tossing 5.0 innings of one-run ball with three hits, a walk, and two strikeouts...Was his 1st start since Aug. 15, 2022 vs. BAL, and his 1st win as a starter since July 28, 2022 vs. DET.
- Improved to 2-0 on April 15 vs. TB, throwing 6.0 innings of one-run ball with four hits, a walk, and a season-high [nine strikeouts](#)...Marked his most punchouts in a game as a Blue Jay...Completed 6.0 frames for the 1st time since June 30, 2022 vs. TB.
- Earned his 3rd win of the year on April 21 at NYY, tossing 6.0 frames of one-run ball with four hits, two walks, and three strikeouts...Recorded back-to-back starts of 6.0+ innings and 0-or-1 runs allowed for the first time since June 18-25 of his 2021 All-Star campaign.
- Moved his record to 4-0 on April 26 vs. CWS, throwing 5.2 innings of shutout ball while scattering four singles and a walk with eight strikeouts...Allowed one run or fewer in four of his first five starts of the year, leading to Toronto wins each time.
- Improved to 6-2 on May 30 vs. MIL, giving up two runs 5.0 frames...Punched out **Joey Wiemer** in the 4th inning for the [500th strikeout](#) of his career...Became the 9th Japanese-born player to record 500 strikeouts and 500.0 innings pitched in Major League Baseball.
- Earned his 7th win of the season on June 25 vs. OAK, tossing 7.0 frames of one-run ball with two hits, two walks, and eight strikeouts...Marked his longest outing as a Blue Jay.
- Picked up his career-best 8th win of the year on July 26 at LAD, tossing 6.0 frames of one-run ball with seven hits, two walks, and eight strikeouts.
- Took a no-decision on Aug. 15 vs. PHI, tossing 6.0 frames of one-run ball (4H, 0BB, 7K)...Allowed one earned run or fewer in six straight starts, tied with **Dave Stieb** (Sept. 13, 1988-April 10, 1989) and **Hyun Jin Ryu** (Aug. 5-Sept. 2, 2020) for the longest streak in team history.
- Did not allow a home run in a career-high seven consecutive starts from July 16-Aug. 22, the longest stretch by a Blue Jay since **Kevin Gausman** from April 9-May 13, 2022.
- Earned his 10th win of the campaign on Sept. 19 at NYY, reaching double-digit victories for the 1st time in his career...Tossed 5.0 frames of one-run ball with four hits, a walk, and seven strikeouts.
- Made his postseason debut in Game 2 of the ALWC on Oct. 4 at MIN, pitching 1.2 frames of relief (3H, ER, BB).

*Bold - career high; Red - league high*

Year	Club & League	W-L	ERA	G	GS	CG	SHO	SV	IP	H	R	ER	HR	HB	BB	IBB	SO	WP	BK	AVG
2011	Seibu (NPB)	4-1	4.14	10	9	2	0	0	54.1	63	26	25	6	3	8	0	24	1	0	
2012	SEIBU (NPB)	4-3	3.10	14	12	0	0	0	81.1	75	34	28	5	1	25	0	57	3	0	
2013	SEIBU (NPB)	9-4	1.92	17	17	3	3	0	108.0	79	28	23	5	3	44	0	92	2	0	
2014	SEIBU (NPB)	5-11	3.54	23	23	1	0	0	139.2	133	61	55	9	5	78	0	111	7	1	
2015	SEIBU (NPB)	9-10	2.84	23	21	0	0	0	133.0	97	48	42	9	2	55	1	122	5	1	
2016	SEIBU (NPB)	12-7	2.58	22	22	2	0	0	143.0	117	51	42	7	2	67	0	127	3	0	
2017	SEIBU (NPB)	16-6	1.97	26	26	6	4	0	187.2	122	49	41	16	6	49	0	217	6	0	
2018	SEIBU (NPB)	14-4	3.08	23	23	1	0	0	163.2	124	59	56	16	4	45	1	153	7	0	
2019	SEATTLE (AL)	<b>6-11</b>	5.46	<b>32</b>	<b>32</b>	<b>1</b>	<b>1</b>	<b>1</b>	161.2	195	109	98	36	6	50	0	116	5	1	.295
2020	SEATTLE (AL)	2-4	5.17	9	9	0	0	0	47.0	41	27	27	3	0	20	0	47	3	0	.238
2021	SEATTLE (AL)	7-9	4.41	29	29	0	0	0	157.0	145	82	77	27	5	62	0	163	6	0	.243
2022	TORONTO (AL)	6-7	5.19	<b>32</b>	20	0	0	<b>1</b>	100.2	93	67	58	23	9	58	0	124	3	0	.243
	Buffalo (IL)	1-0	0.00	1	1	0	0	0	5.0	2	0	0	0	0	3	0	4	0	0	.133
2023	TORONTO (AL)	<b>11-6</b>	<b>3.86</b>	<b>32</b>	<b>32</b>	<b>0</b>	<b>0</b>	<b>0</b>	<b>167.2</b>	165	78	72	27	4	48	0	<b>181</b>	7	0	.255
<b>NPB Minor Totals</b>		4-1	4.14	10	9	2	0	0	54.1	63	26	25	6	3	8	0	24	1	0	
<b>NPB Totals</b>		69-45	2.69	148	144	13	7	1	956.1	747	330	286	67	23	363	2	879	33	2	
<b>Minor Totals</b>		1-0	0.00	1	1	0	0	0	5.0	2	0	0	0	0	3	0	4	0	0	.133
<b>MAJOR TOTALS</b>		32-37	4.71	134	122	1	1	1	634.0	639	363	332	116	24	238	0	631	24	1	.260



## TRANSACTIONS

- Signed by the Seattle Mariners on January 2, 2019
- Signed by the Toronto Blue Jays on March 14, 2022
- On injured list (neck strain) from July 6-27, 2022

## GAME HIGHS

<b>ML Debut</b>	March 21, 2019 at OAK	<b>ER Allowed</b>	7 – 3x, last: Aug. 20, 2021 at HOU
<b>Innings Pitched:</b>		<b>HR Allowed</b>	4 – Aug. 2, 2019 at HOU
<b>Starter</b>	9.0 – Aug. 18, 2019 at TOR	<b>Low Hit CG</b>	2 – Aug. 18, 2019 at TOR
<b>Reliever</b>	3.0 – 2x, last: Sept. 30, 2022 vs. BOS	<b>Last Win</b>	Sept. 29, 2023 vs. TB
<b>Walks:</b>		<b>Last Save</b>	Sept. 30, 2022 vs. BOS
<b>Starter</b>	6 – Sept. 18, 2020 at SD	<b>Last CG</b>	Aug. 18, 2019 at TOR
<b>Reliever</b>	3 – Aug. 23, 2022 at BOS	<b>Last Sho</b>	Aug. 18, 2019 at TOR
<b>Strikeouts:</b>		<b>Last Start</b>	Sept. 29, 2023 vs. TB
<b>Starter</b>	12 – July 23, 2021 vs. OAK	<b>Last Relief App.</b>	Oct. 5, 2022 at BAL (2)
<b>Reliever</b>	6 – Aug. 26, 2022 vs. LAA	<b>Longest Win Streak</b>	6G – Oct. 5, 2022-May 7, 2023
<b>Hits Allowed</b>	10 – 4x, last: Sept. 13, 2019 vs. CWS	<b>Longest Losing Streak</b>	4G – 3x, last: Aug. 20, 2021-April 12, 2022
		<b>Scoreless Innings Streak</b>	13.0 – July 16-26, 2023

## MILESTONES

Category	Date	Opponent	Notes
<b>Start</b>	1 March 21, 2019	at Oakland	ND - 4.2 IP, 4H, ER, BB, 3K
<b>Win</b>	1 April 20, 2019	at Los Angeles (AL)	as a starter - 5.0 IP, 10H, 4ER, 2BB, 3K
<b>ShO (1)</b>	1 Aug. 18, 2019	at Toronto	9.0 IP, 2H, BB, 8K
<b>10+ Strikeout Games (4)</b>			
	1 May 3, 2019	at Cleveland	10 strikeouts
	2 April 2, 2021	San Francisco	10 strikeouts
	3 May 11, 2021	at Los Angeles (NL)	11 strikeouts
	4 July 23, 2021	Oakland	12 strikeouts
<b>Save</b>	1 Sept. 30, 2022	Boston	3.0 IP, H, 0ER, BB, 5K

## PROFESSIONAL CAREER:

### JAPAN:

- In 2011, made his pro debut with Seibu's minor league team, going 4-1 with a 4.14 ERA (25 ER/54.1 IP), 24 strikeouts, and eight walks in 10 games (nine starts)...Pitched with Melbourne in the Australian Winter League.
- In his 1st season with Seibu's major league team in 2012, compiled a record of 4-3 with a 3.10 ERA (28 ER/81.1 IP), 57 strikeouts, and 25 walks in 14 games (12 starts)...Earned his 1st professional save.
- In 2013, recorded three shutouts and allowed only five home runs over 17 starts with the Lions (1.92 ERA).
- Made 23 starts with Seibu in 2014, posting a 3.54 ERA while striking out 111 batters in 139.2 innings pitched.
- In 2015, made 23 appearances, including 21 starts, with Seibu...Posted a record of 9-10 with a 2.84 ERA (42 ER/133.0 IP), 122 strikeouts, and 55 walks.
- Reached double-digits in wins for the first time in his career in 2016...In 22 starts with Seibu, worked two complete games.
- Led the Pacific League in wins (16) and ERA (1.97) in 2017...Tossed a career-high 187.2 innings...Made 26 starts with Seibu, recording six complete games and four shutouts.
- In 2018, went 14-4 with a 3.08 ERA (56 ER/163.2 IP), 153 strikeouts, and 45 walks in 23 starts for the Lions...Named to the NPB All-Star Team for the 3rd time in his career (also: 2013 and 2017)...Earned double-digit wins (14) for the 3rd consecutive season, following 12 wins in 2016 and a league-best 16 wins in 2017.

### 2019:

- Made his **MLB debut** on March 21 against Oakland at the Tokyo Dome in Japan...Became the 1st Japanese-born player to make his Major League debut in Japan, picking up a no-decision (4.2 IP, 4H, ER, BB, 3K).
- Earned his 1st Major League win on April 20 at LAA...Worked 5.0 innings, allowing four runs on 10 hits and two walks while striking out three.
- His 32 starts tied for 4th-most by a rookie in single-season M's history (also: **Matt Young** in 1983), trailing only **Mark Langston** (33 in 1984), **Dave Fleming** (33 in 1992), and **Freddy Garcia** (33 in 1999), and tied for the Major League lead among rookies in 2019 (also: **Sandy Alcantara**, **Dakota Hudson**, and **Merrill Kelly**).
- Finished the season with 116 strikeouts, 6th-most in club history by a Mariners rookie.
- Recorded his 1st career complete game shutout on August 18 at TOR, pitching 9.0 scoreless innings and allowing only two hits and a walk with eight strikeouts...Became just the 13th pitcher (17th time) in club history to throw a complete game shutout within his first 30 career appearances (last: **Mike Montgomery** on June 30, 2015 at SD).

### 2020:

- Was one of 10 players in baseball to make nine or more starts and allow no more than three home runs in 2020.
- Held opponents to a .190 batting average at T-Mobile Park, allowing just four extra-base hits with 24 strikeouts and a .513 OPS in four starts.
- His four-seam fastball averaged 95.0 MPH over 298 throws in 2020...Among left-handed pitchers with at least 250 four-seamers thrown, Kikuchi ranked 2nd in MLB behind only **Jesús Luzardo**, who averaged 95.9 MPH.



**2021:**

- Set personal bests with seven wins and 163 strikeouts (16th in the AL).
- Averaged a career-high 9.30 SO/9.
- Named to the American League All-Star Team for the 1st time on July 4...Was on the AL club but did not pitch...Became the 14th Japanese-born player to be selected to participate in the Midsummer Classic.
- In the 1st half of the season, went 6-4 with a 3.48 ERA (38 ER/98.1 IP) with 73 hits, 34 walks, and 98 strikeouts in 16 starts.
- Recorded a career-best streak of six quality starts from April 29-May 30, a streak ended when Kikuchi was forced to leave the game on June 5 at LAA after being hit with a comebacker, having tossed just 4.0 innings on 64 pitches.
- Ran off a career-best five-game winning streak from May 24-July 1...Over the seven-start run, was 5-0 with a 1.87 (9 ER/43.1 IP) and 40 strikeouts...Included a four-start stretch from June 12-July 1 in which he posted a 1.01 ERA and 24 strikeouts in 26.2 innings...The last Mariner with an ERA that low and that many strikeouts over a four-start span was **Félix Hernández** in September of 2014 (0.96 ERA and 31 strikeouts in 28.0 innings).
- Had a career-high 12 strikeouts in 6.0 IP on July 23 vs. OAK...Was his 3rd double-digit strikeout game of the year and the 4th of his career.

**2022:**

- Over 20 starts, went 4-7 with a 5.25 ERA (48 ER/82.1 IP).
- Gave up 3R/2ER on five hits over 3.1 innings (2BB, 2K) in his Blue Jays debut on April 12 at NYY.
- Made his 1st start at Rogers Centre as a Blue Jay on April 24 at HOU...Settled for a no-decision, giving up 4R/2ER on three hits over 3.2 innings (5BB, 4K, HR).
- Earned his 1st win as a Blue Jay on May 4 vs. NYY, tossing 6.0 innings of one-run ball, surrendering three hits and a walk with seven strikeouts...Marked his 1st quality start of the season...Induced a season-high 15 swing-and-misses.
- Won his 2nd game of the season on May 16 vs. SEA, his 1st meeting with his former 'mates...Began the evening with 4.0 no-hit frames before finishing with 6.0 innings of one-hit, shutout ball (3BB, 6K)...Allowed no more than one hit in a start for the 3rd time in his career.
- In the month of May, went 2-0 over five starts with a 2.36 ERA (7 ER/26.2 IP) and 31 strikeouts while holding batters to a .177 average.
- Tossed 6.0 innings of one-run ball on June 30 vs. TB, scattering four hits and a walk with a season-high eight strikeouts on 80 pitches (50 strikes)...Punched out **Taylor Walls** in the 5th for his 400th career [strikeout](#), becoming the 15th Japanese-born player to reach the milestone.
- Went on the injured list with a neck strain from July 6-27.
- Picked up his 4th win on July 28 vs. DET, throwing 5.0 innings of one-run ball in his return from the IL...Gave up two hits and a walk while striking out five batters on 67 pitches (46 strikes).
- Moved to the bullpen in mid August and kept a 4.91 ERA (10 ER/18.1 IP) while going 2-0 in 12 relief appearances.
- Earned his 1st career MLB [save](#) on Sept. 30 vs. BOS, throwing 3.0 innings of shutout ball with a hit, a walk, and five strikeouts.

**Statcast Data**

	<b>2023</b>	<b>Career</b>
<b>Strikeout %:</b>	25.9	23.1
<b>Walk %:</b>	6.9	8.7
<b>Hard Hit %:</b>	42.4	42.9
<b>Fastest Pitch:</b>	<a href="#">98.8 MPH</a>	July 1, 2021 at TOR







# KINER-FALEFA

## ISIAH

7  
UTILITY

BIRTHDATE ..... March 23, 1995  
 OPENING DAY AGE ..... 29  
 BIRTHPLACE..... Honolulu, HI  
 RESIDENCE..... Dallas, TX  
 INSTAGRAM..... @isiahkf

BATS/THROWS ..... R/R  
 HEIGHT/WEIGHT..... 5-10/195  
 CONTRACT STATUS..... signed thru 2025  
 M.L. SERVICE ..... 6.000  
 OPTIONS USED ..... 0 of 3

### PERSONAL:

- Isiah Kiner-Falefa (KYE-nur fuh-LEH-fuh).
- Is related to Hall of Famer **Ralph Kiner**, who is a relative on his mother's side of the family.
- Attended Mid-Pacific Institute in Honolulu...Helped lead the Owls to the D1 Hawaii State Championship as a senior in 2013 after batting .396 (21-for-53) with 16 runs, three doubles, one triple, and nine RBI...Earned First-Team All-Interscholastic League of Honolulu honors as a junior in 2012.
- Was named the winner of the "Heart and Hustle Award" with the Rangers in both 2018 and 2021 before earning the award with the Yankees in 2023.
- In 2021, donated meals to healthcare workers at Kaiser Hospital in Hawaii...Partnered with the All4Hawaii campaign donation to help raise funds for the Hawaii Foodbank and Maui Food Bank...Organized a "Hawaiian Hustle" t-shirt campaign to raise funds for the Hawaii Food Bank...Also served as the Honorary Chair for the Texas Rangers Annual Equipment Drive raising funds for the Texas Rangers Youth Academy.
- Entering the 2024 season, his 577 career hits are 5th-most by a Hawaii-born player in MLB history, trailing only **Kurt Suzuki** (1,421), **Shane Victorino** (1,274), **Kolten Wong** (973), and **Mike Lum** (877).

### LAST SEASON:

- Was the sixth player (7th time) in franchise history and just the third Yankee in the last 110 years (since 1914) to make at least 85 starts in a season and appear defensively at 2B, 3B, SS, and all three outfield positions...Joined **Randy Velarde** (1992), **Tony Kubek** (1959), **Roy Hartzell** (1913), **Birdie Cree** (1909), and **Wid Conroy** (1905 and 1908).
- Appeared in the outfield for the first time in his career...His three outfield assists were tied for the team lead.
- Made his first four career appearances as a pitcher (April 13 vs. MIN, June 16 at BOS, June 22 vs. SEA, and July 6 vs. BAL).
- Made his season debut on April 2 vs. SF, making his first career start in center field.
- Recorded his **500th career hit** on April 12 at CLE with a 5th-inning single.
- Hit his **first home run** of the season on May 16 at TOR with a solo homer in the 5th inning...His three runs scored in the game marked a season high and his most since July 6, 2022 at PIT (also 3R).
- Recorded 10 RBI over a six-game span from May 24-30, his most RBI over a six-game span in his career.
- Hit a **walk-off single** in the 10th inning on May 27 vs. SD...Marked his third career walk-off hit and first as a Yankee.
- Drove in a run in a career-high-tying four straight games from May 27-30 and Aug. 11-14 (also 4G from June 15-19, 2018 with Texas).
- Matched his career high with four hits on May 30 at SEA...Also matched his career high with four RBI (also Sept. 7, 2022 (2) vs. MIN & May 4, 2019 vs. TOR).
- **Stole home** on June 14 at NYM...According to Elias, was the first Yankee to steal home since **Didi Gregorius** on Aug. 27, 2016 vs. BAL...Was the first straight steal of home by a Yankee since **Jacoby Ellsbury** on April 22, 2016 vs. TB...Also marked the first steal of home by a Yankee in the Subway Series (Elias).
- Made his third career pitching appearance on June 22 vs. SEA and tossed a scoreless 9th inning in relief...Had originally entered the game in the 8th inning as a defensive replacement at third base...Struck out **Eugenio Suárez** swinging for his **first career strikeout**...Later hit a two-run homer in the 9th inning, becoming the first Yankee to hit a home run as a pitcher since **Lindy McDaniel** on Sept. 28, 1972 at DET...Was the first Yankee to hit a **home run** and pitch in the same game since **Nick Swisher** on April 13, 2009 at TB.
- Recorded a career-high three walks on Aug. 6 vs. HOU.
- Collected his 200th career RBI with an RBI single in the 2nd inning on Aug. 13 at MIA.

*Bold - career high; Red - league high*

Year	Club and League	AVG	G	AB	R	H	2B	3B	HR	RBI	BB	IBB	SO	SB	CS	OBP	SLG	OPS	SH	SF	HBP
2013	Rangers (ARIZ)	.322	41	149	36	48	5	0	0	11	15	0	24	12	3	.388	.356	.744	4	0	1
2014	Rangers (ARIZ)	.250	2	8	1	2	0	0	0	0	0	0	0	0	0	.250	.250	.500	0	0	0
	Spokane (NORW)	.260	58	223	27	58	8	2	0	16	19	0	34	2	4	.329	.314	.643	2	0	4
	Hickory (A)	.194	19	62	8	12	0	0	0	0	6	0	12	1	0	.275	.194	.469	4	0	1
2015	Hickory (SALL)	.272	38	125	16	34	6	1	0	13	14	0	22	7	3	.354	.336	.690	3	2	3
	High Desert (CALL)	.309	60	233	38	72	6	1	0	27	9	0	28	4	3	.357	.343	.700	2	1	9
2016	Rangers (ARIZ)	.100	3	10	2	1	0	0	0	1	0	0	1	1	0	.182	.100	.282	0	0	1
	Frisco (TL)	.256	108	402	55	103	8	2	0	27	41	1	51	6	6	.341	.286	.627	2	1	11
2017	Frisco (TL)	.288	129	513	58	148	31	3	5	48	41	0	72	17	6	.350	.390	.740	1	4	10
2018	TEXAS (AL)	.261	111	356	43	93	18	2	4	34	28	1	62	7	5	.325	.357	.682	5	1	6
	Round Rock (PCL)	.200	5	15	2	3	0	0	0	1	3	0	3	1	0	.333	.200	.533	0	0	0
2019	TEXAS (AL)	.238	65	202	23	48	12	1	1	21	14	0	49	3	0	.299	.322	.621	1	1	4
	Frisco (TL)	.283	17	60	7	17	4	0	2	11	8	0	9	1	0	.380	.450	.830	0	1	2
	Nashville (PCL)	.147	9	34	3	5	3	0	0	2	1	0	6	1	0	.216	.235	.451	0	0	2
2020	TEXAS (AL)	.280	58	211	28	59	4	3	3	10	14	0	32	8	5	.329	.370	.699	0	1	2
2021	TEXAS (AL)	.271	<b>158</b>	<b>635</b>	<b>74</b>	<b>172</b>	<b>25</b>	<b>3</b>	<b>8</b>	<b>53</b>	<b>28</b>	2	<b>90</b>	20	5	.312	.357	.669	1	2	11
2022	NEW YORK (AL)	.261	142	483	66	126	20	0	4	48	<b>35</b>	2	<b>72</b>	<b>22</b>	4	.314	.327	.641	3	5	5
2023	NEW YORK (AL)	.242	115	326	39	79	12	1	6	37	28	0	<b>70</b>	<b>14</b>	5	.306	.340	.646	1	3	3
<b>Minor Totals</b>		.274	489	1834	253	503	71	9	7	157	157	1	262	53	26	.344	.334	.678	18	9	44
<b>MAJOR TOTALS</b>		.261	649	2213	273	577	91	10	26	203	147	5	375	74	24	.314	.346	.660	11	13	31

BIOGRAPHIES

LAST SEASON

HISTORY

RECORDS

OPPONENTS

PLAYER DEV.

MEDIA & MISC.



**DIVISION SERIES RECORD**

Year	Club and Opp.	AVG	G	AB	R	H	2B	3B	HR	RBI	BB	IBB	SO	SB	CS	OBP	SLG	OPS	SH	SF	HBP
2022	NY Yankees vs. CLE	.273	4	11	1	3	0	0	0	0	1	0	1	1	0	.385	.273	.658	0	0	1

**CHAMPIONSHIP SERIES RECORD**

Year	Club and Opp.	AVG	G	AB	R	H	2B	3B	HR	RBI	BB	IBB	SO	SB	CS	OBP	SLG	OPS	SH	SF	HBP
2022	NY Yankees vs. HOU	.286	2	7	1	2	1	0	0	0	0	0	3	0	0	.286	.429	.715	0	0	0

**HOME RUN BREAKDOWN**

Total	H	A	ONE GAME		GS	LO	XN	IP	PH	RHP	LHP	
			2	4								
26	12	14	0	3	0	1	0	1	0	0	21	5

**TRANSACTIONS**

- Selected by the Texas Rangers in the 4th round of the 2013 First-Year Player Draft
- On injured list (right middle finger ligament sprain) from June 7-July 20, 2019
- Traded to the Minnesota Twins along with RHP Ronny Henriquez in exchange for C Mitch Garver on March 12, 2022
- Traded to the New York Yankees along with 3B Josh Donaldson and C Ben Rortvedt in exchange for C Gary Sánchez and 3B Gio Urshela on March 13, 2022
- Signed by the Toronto Blue Jays on December 29, 2023

**GAME HIGHS**

<b>ML Debut</b>	April 10, 2018 vs. LAA	<b>Stolen Bases</b>	3 – June 12, 2021 at LAD
<b>Runs</b>	3 – 6x, last: May 16, 2023 at TOR	<b>Last ML Home Run</b>	Aug. 4, 2023 vs. HOU
<b>Hits</b>	4 – 6x, last: May 30, 2023 at SEA	<b>Longest Hitting Streak</b>	15G – July 10-29, 2022
<b>Home Runs</b>	1 – 26x, last: Aug. 4, 2023 vs. HOU	<b>Longest On-Base Streak</b>	19G – April 20-May 9, 2021
<b>RBI</b>	4 – 3x, last: May 30, 2023 at SEA	<b>Longest Hitless Streak</b>	18AB – May 4-11, 2022

**MILESTONES**

Category	Date	Opponent	Pitcher	Notes
<b>Hit</b>	1 April 13, 2018	at Houston	Cole	Single
<b>Home Run</b>	1 April 14, 2018	at Houston	Morton	1R
<b>Grand Slam HR (1)</b>				
	1 Sept. 7, 2022 (2)	Minnesota	Ryan	4th inning
<b>Extra-Inning HR</b>	1 May 1, 2018	at Cleveland	Goody	1R, 12th inning
<b>RBI</b>	1 April 14, 2018	at Houston	Cole	Solo Home Run
<b>Stolen Base</b>	1 April 21, 2018	Seattle	Bradford C-Zunino	2nd base

**PROFESSIONAL CAREER:****MINORS:**

- Spent his first professional season in 2013 with the AZL Rangers, batting .322 (48-for-149) in 41 games...His batting average was the seventh-highest in the Arizona League.
- In 2014, combined to hit .246 (72-for-293) with 36 runs, eight doubles, two triples, 16 RBI and 25 walks in 79 games with Single-A Hickory, AZL Rangers, and short-season Single-A Spokane...Was on the minor league disabled list from May 14-June 27 with a hamate fracture on his left hand.
- Combined to bat .296 (106-for-358) in 2015 with 54 runs, 12 doubles, two triples, 40 RBI, and 23 walks in 98 games with Single-A Hickory and Single-A High Desert...Saw action at second base, third base, short and left field...Recorded the fifth-highest batting average among all Rangers minor leaguers.
- In 2016, batted .256 (103-for-402) with 55 runs, eight doubles, two triples, 27 RBI, and 41 walks in 108 games with Double-A Frisco...Appeared at six different defensive positions, including catcher for the first time in his career...Was named a Texas League Mid-Season All-Star...Was the Rangers minor league "Defender of the Month" for April after recording a .990 fielding percentage (1E/99TC) over 20 games.
- Spent the entire season with Double-A Frisco, batting .288 (148-for-513) with 58 runs, 31 doubles, three triples, five homers, 48 RBI, 41 walks, and 17 stolen bases in 129 games...His 31 doubles tied for the most in the Texas League...also ranked second in hits and tied for eighth in stolen bases and total bases (200)...Was named a Texas League Mid-Season All-Star and a MiLB.com Organization All-Star...Hit his first professional home run on April 8 vs. Springfield...His home run came in his 331st professional game and 1,219th at-bat.

**2018:**

- Saw his first Major League action with Texas, batting .261 (93-for-356) with 43 runs, 18 doubles, two triples, four homers, 34 RBI, 28 walks, and seven stolen bases in 111 games.
- Was named the Rangers "Rookie of the Year" after ranking among American League rookie leaders in hits (T-6th), stolen bases (T-6th), OBP (7th, .325), doubles (T-8th), and batting average (9th).
- Recorded his first Major League hit on April 13 at HOU with a 3rd-inning single off **Gerrit Cole**.
- Recorded his first Major League home run (and second career hit) on April 14 at HOU with a solo shot off **Charlie Morton** in the 5th inning.
- Set a career high with four hits on April 17 at TB, going 4-for-5 with a double...Also recorded four knocks on May 1 at CLE and July 27 at HOU.
- In his first Major League catching appearance on June 20 at KC, threw out **Hunter Dozier** at second on a stolen base attempt to end the game for his first career caught stealing...According to Elias, became the first Major League player since 1951 (when CS became universally tracked) to record a game-ending caught stealing in his first-ever game played at catcher.



**2019:**

- Made his first career Opening Day roster...Batted .238 (48-for-202) with 23 runs, 12 doubles, a triple, a home run, 21 RBI, 14 walks, and three steals in 65 games over three stints with Texas...Appeared in 38 games (31 starts) at catcher and 25 games (23 starts) at third base.
- Set a career high with four RBI on May 4 vs. TOR...Marked the most RBI by a Rangers hitter in the ninth spot of the batting order since **Bobby Wilson** recorded four RBI on May 14, 2016 vs. TOR.
- Hit his lone home run of the season on May 12 at HOU, a solo shot in the third inning.
- Was placed on the 10-day injured list from June 7-July 19 with a right middle finger sprain...Played in 13 rehab games with Triple-A Nashville and Double-A Frisco from July 1-19.
- Recorded walk-off singles on Aug. 19 vs. LAA and Aug. 31 vs. SEA, his first game-ending runs-batted-in of his career.

**2020:**

- Earned the Rawlings AL Gold Glove Award at third base, his first career Gold Glove...According to Baseball Info Solutions, his eight defensive runs saved (DRS) at third base ranked second to only Colorado's **Nolan Arenado** (15)...According to Statcast, his four outs above average also ranked second to Arenado (7) at the position...Became the third different Ranger to win a Gold Glove at third base, joining **Buddy Bell** (6x - 1979-84) and **Adrian Beltre** (3x - 2011-12, '16)...Became just the third native Hawaiian to win a Gold Glove, joining OF **Shane Victorino** (4x) and 2B **Kolten Wong** (2x).
- Named the Rangers "Player of the Year" by the Dallas-Fort Worth chapter of the Baseball Writers Association of America.
- In 58 games with Texas, batted .280 (59-for-211) with 28 runs, four doubles, three triples, three homers, 10 RBI, 14 walks, and eight stolen bases in 58 games...Made his second straight Opening Day roster...Appeared defensively at third base (46 games/42 starts) and shortstop (15 starts).
- Led the Rangers in batting average (.280), hits (59), runs (28), multi-hit games (16), and total bases (78)...Tied with **Nick Solak** for the team lead in games (58) and starts (57).
- Made his first career Opening Day start on July 24 vs. COL, going 1-for-2 with a triple and a walk...Became the first Ranger to reach base at Globe Life Field with his walk in the 3rd inning...His triple in the 7th was also the first at Globe Life Field.
- Hit his first home run of the season on Aug. 24 vs. OAK...Marked the first opposite-field homer at Globe Life Field.
- Matched his career high with four hits on Sept. 9 vs. LAA, going 4-for-4 with two runs, a double and a stolen base...His four knocks were tied for the most by a Ranger in 2020.

**2021:**

- Hit .271 (172-for-635) with 74 runs, 25 doubles, three triples, eight home runs, 53 RBI, 28 walks, and 20 steals in 158 games with Texas...Set career highs in home runs and RBI...Was Texas' Opening Day shortstop and leadoff hitter.
- Led the Majors with 136 singles and ranked among AL leaders in swings put in play (2nd, 49.1%), at-bats (4th), PA/SO (5th, 7.52), three-plus hit games (T-5th, 16), hits (7th), games (T-9th), and stolen bases (T-10th).
- Recorded a .972 fielding percentage (19E/669TC) at shortstop...Led all Major League shortstops in total chances, assists (436), and double plays turned (98)...According to Sports Info Solutions, ranked 3rd among Major League shortstops with 10 defensive runs saved, trailing only Houston's **Carlos Correa** (21) and Minnesota's **Andrelton Simmons** (14)...According to Baseball-Reference, ranked 5th in the AL in defensive wins above replacement (2.0).
- Struck out in just 13.3% of his plate appearances, the best mark by a Rangers qualifier since 2016.
- Played in the most games (158) and recorded the second-most hits (172) ever by a native of Hawaii in a single season...The only Hawaiian with more hits in a season was **Shane Victorino** for the Phillies in 2009 (181).
- Reached base safely in a career-long 19 consecutive games from April 20-May 9...Hit .368 (28-for-76) with a .410 OBP, 15 runs, three doubles, two triples, three homers, 10 RBI, five walks, and a hit-by-pitch in that span.

**2022:**

- In his first season with the Yankees, hit .261 (126-for-483) with 66 runs, 20 doubles, four home runs, 48 RBI, 35 walks, and 22 stolen bases in 142 games...Recorded career highs in walks and stolen bases.
- Batted .327 (37-for-113) with four doubles, a homer, 43 RBI, and eight walks with RISP...His .327 batting average with RISP was the 8th-highest in the AL.
- His career-high 22 stolen bases led the team and were the most swipes by a Yankee in a single season since 2017 (**Brett Gardner** - 23, **Jacoby Ellsbury** - 22).
- Made his Yankees debut as the starting shortstop on Opening Day vs. Boston.
- Picked up his first hit as a Yankee with a double in the 4th inning on April 10 vs. BOS.
- Recorded a career-high 15-game hitting streak from July 10-29...Batted .309 (17-for-55) with three runs, four doubles, 11 RBI, and a stolen base over that span...Was the longest hitting streak by a Yankee in 2022 and the longest hitting streak by a Yankee since **Didi Gregorius'** 17-game streak from May 28-June 15, 2017.
- Drove in all three runs for the Yankees on Aug. 13 at BOS, including a game-tying two-run homer in the 5th inning and a go-ahead bunt single in the 9th inning...According to STATS, was the only player in the last 30 years to have a game-tying HR and a go-ahead RBI bunt in the same game...Marked his first HR as a Yankee and his first HR since Oct. 1, 2021 vs. CLE with Texas.
- Hit a game-tying RBI single in the 12th inning in Game 1 on Sept. 7 vs. MIN.
- Hit his first career grand slam in the 4th inning in Game 2 on Sept. vs. MIN...His four RBI matched his career high (also 4 RBI on May 4, 2019 vs. TOR with Texas).
- Made the postseason for the first time in his career, batting .278 (6-for-18) with two runs, a double, a walk, a stolen base and a hit-by-pitch in six games...Made his postseason debut in ALDS Game 1 vs. CLE, recording his first postseason hit off **Cal Quantrill**...Recorded a hit in four of his five postseason starts.

**Career-Highs - Statcast**

	Speed/Distance	Date
<b>Hardest Hit Ball:</b>	109.8 MPH	Aug. 27, 2022 at OAK
<b>Farthest Hit Ball:</b>	423 ft	April 29, 2021 vs. BOS
<b>Top Sprint Speed:</b>	29.8 ft/s	June 18, 2022 at TOR





# KIRK ALEJANDRO

# 30

CATCHER

BIRTHDATE ..... November 6, 1998  
 OPENING DAY AGE ..... 25  
 BIRTHPLACE ..... Tijuana, Mexico  
 RESIDENCE ..... Tijuana, Mexico  
 INSTAGRAM ..... @alexkirk5

BATS/THROWS ..... R/R  
 HEIGHT/WEIGHT ..... 5-8/240  
 CONTRACT STATUS ..... signed thru 2024  
 M.L. SERVICE ..... 3.047  
 OPTIONS USED ..... 0 of 3

## PERSONAL:

- Alejandro Kirk.
- Signed with the Blue Jays as an international free agent on September 24, 2016.
- His favourite player growing up was 11-time All-Star **Albert Pujols**.
- Ranked by Baseball America as the 70th overall prospect heading into the 2021 season (5th on Toronto).

## LAST SEASON:

- Nominated for a Gold Glove Award for the 1st time in his career...Finished 2nd among catchers with 17 DRS.
- Went 2-for-4 with his **1st home run** of the year and four RBI on April 11 vs. DET.
- Plated the game-winning run with a **pinch-hit RBI single** in the 7th inning on June 7 vs. HOU.
- Was hit by a pitch on June 18 at TEX and landed on the injured list with a left hand laceration from June 19-28.
- Singled four times for his 5th career four-hit game on July 22 at SEA (last: Sept. 6, 2022 at BAL).
- **Homered** twice as part of a 3-for-4 day on July 29 vs. LAA, his 4th career multi-**home** game (last: May 31, 2022 vs. CWS).
- Went 3-for-3 with two doubles and three RBI on Aug. 30 vs. WAS, his 1st career game with multiple doubles.
- Cleared the bases with a **pinch-hit double** in the 7th inning on Sept. 1 at COL...Doubled in a career-high 4th straight game, the 8th player in team history to do so while either catching or playing DH.
- Recorded a pair of doubles and a pair of walks in a 2-for-3 night on Sept. 5 at OAK...Had multiple doubles for the 2nd time in his career, both coming in his last six games (also: Aug. 30 vs. WAS).
- Smashed a two-run **home** in the 9th inning on Sept. 19 at NYY...Was his 7th longball of the year and first since July 29 vs. LAA, ending a career-long 34-game homerless skid.
- Went 2-for-6 with a walk and a HBP during the ALWC Series at MIN...Has reached base safely in all five career playoff games (6-for-17, 2BB, HBP).

*Bold - career high; Red - league high*

Year	Club and League	AVG	G	AB	R	H	2B	3B	HR	RBI	BB	IBB	SO	SB	CS	OBP	SLG	OPS	SH	SF	HBP
2017	GCL Blue Jays (GCL)	.000	1	2	0	0	0	0	0	0	0	0	0	0	0	.333	.000	.333	0	0	1
2018	Bluefield (APP)	.354	58	206	31	73	10	1	10	57	33	3	21	2	0	.443	.558	1.001	0	3	2
2019	Lansing (MID)	.299	21	77	15	23	6	1	3	8	18	0	8	1	0	.427	.519	.946	0	1	0
	Dunedin (FSL)	.288	71	233	26	67	25	0	4	36	38	1	31	2	0	.395	.446	.841	0	1	4
2020	TORONTO (AL)	<b>.375</b>	9	24	4	9	2	0	1	3	1	0	4	0	0	.400	.583	.983	0	0	0
2021	Buffalo (AAA)	.347	14	49	7	17	3	0	2	13	5	0	9	0	0	.393	.531	.924	0	2	0
	TORONTO (AL)	.242	60	165	19	40	8	0	8	24	19	0	22	0	0	.328	.436	.764	0	2	3
2022	TORONTO (AL)	.285	<b>139</b>	<b>470</b>	<b>59</b>	<b>134</b>	<b>19</b>	<b>0</b>	<b>14</b>	<b>63</b>	<b>63</b>	<b>2</b>	<b>58</b>	0	0	.372	.415	.787	0	4	4
2023	TORONTO (AL)	.250	123	372	34	93	16	0	8	43	42	1	45	0	0	.334	.358	.692	0	2	6
<b>Minor Totals</b>		.317	165	567	79	180	44	2	19	114	94	4	69	5	0	.416	.503	.919	0	7	7
<b>MAJOR TOTALS</b>		.268	331	1031	116	276	45	0	31	133	125	3	129	0	0	.352	.402	.754	0	8	13

## ALL-STAR GAME RECORD

Year	Club and Opp.	AVG	G	AB	R	H	2B	3B	HR	RBI	BB	IBB	SO	SB	CS	OBP	SLG	OPS	SH	SF	HBP
2022	AL at LAD	.000	1	2	0	0	0	0	0	0	0	0	0	0	0	.000	.000	.000	0	0	0

## WILD CARD RECORD

Year	Club and Opp.	AVG	G	AB	R	H	2B	3B	HR	RBI	BB	IBB	SO	SB	CS	OBP	SLG	OPS	SH	SF	HBP
2020	TOR vs. TB	.333	1	3	0	1	0	0	0	0	0	0	0	0	0	.333	.333	.667	0	0	0
2022	TOR vs. SEA	.375	2	8	2	3	1	0	0	0	1	0	1	0	0	.444	.500	.944	0	0	0
2023	TOR vs. MIN	.333	2	6	0	2	0	0	0	0	1	0	1	0	0	.500	.333	.833	0	0	1
<b>TOTALS</b>		.353	5	17	2	6	1	0	0	0	2	0	2	0	0	.450	.412	.862	0	0	1

## HOME RUN BREAKDOWN

Total	H	A	ONE GAME												
			2	4	GS	LO	XN	IP	PH	RHP	LHP				
31	20	11	4	0	0	0	0	0	0	0	0	0	0	22	9

## TRANSACTIONS

- Signed by the Toronto Blue Jays on September 24, 2016
- On injured list (left hip flexor strain) from May 2-July 19, 2021
- On injured list (left hand laceration) from June 19-28, 2023



## GAME HIGHS

<b>ML Debut</b>	Sept 12, 2020 vs. NYM	<b>Stolen Bases</b>	None
<b>Runs</b>	4 – May 29, 2022 at LAA	<b>Last ML Home Run</b>	Sept. 29, 2023 vs. TB
<b>Hits</b>	4 – 5x, last: July 22, 2023 at SEA	<b>Longest Hitting Streak</b>	9G – July 12-26, 2022
<b>Home Runs</b>	2 – 4x, last: July 29, 2023 vs. LAA	<b>Longest On-Base Streak</b>	12G – 2x, last: April 13-30, 2023
<b>RBI</b>	4 – 3x, last: April 11, 2023 vs. DET	<b>Longest Hitless Streak</b>	22AB – July 29-Aug. 7, 2022

## MILESTONES

Category	Date	Opponent	Pitcher	Notes
<b>Hit</b>	1 Sept. 12, 2020	New York (NL)	Shreve	Single
<b>Home Run</b>	1 Sept. 21, 2020	New York (AL)	Green	1R
<b>Multi-HR Game (4)</b>	4 July 29, 2023	Los Angeles (AL)	Loup, Barria	1R, 2R
<b>RBI</b>	1 Sept. 21, 2020	New York (AL)	Green	Home Run

## PROFESSIONAL CAREER:

### MINORS:

- Started his pro career with a single game for the GCL Blue Jays in 2017, as he spent over two months on the disabled list.
- Spent all of 2018 with Rookie-level Bluefield...Batted .354 with a 1.001 OPS in 58 games, while connecting for 10 doubles, a triple, 10 homers and 57 RBI...Boasted a 33BB/21K ratio for the year...Tied for the Appalachian League lead in RBI while ranked 3rd in AVG, 4th in hits (73), 4th in OBP (.443), 4th in SLG (.558) and 6th in OPS (1.001)...Named a 2018 Post-Season All-Star.
- Began the 2019 season with 21 games for Class-A Lansing...Slashed .299/.427/.519 with 10 extra-base hits for the Lug-nuts...Promoted to Advanced-A Dunedin on May 3...Kept a .288 average and an .841 OPS in 71 games to close out the campaign...Named an MiLB.com Organizational All-Star at the end of the season.

### 2020:

- Had his contract selected on Sept. 11 and made his **MLB debut** with a start on Sept. 12 vs. NYM...At 21 years and 311 days old, made the 4th-youngest catcher debut in team history, behind **Brian Milner** (18,218 on June 23, 1978), **Carlos Delgado** (21,098 on Oct. 1, 1993) and **Greg Myers** (21,151 on Sept. 12, 1987)...Became the 2nd catcher in team history to skip Double-A and Triple-A, joining **Milner**, who went straight from the draft to the Majors...**Singled** off of **Chasen Shreve** in the 6th inning for his 1st career hit...Finished 1-for-3 with a walk and a run scored.
- Hit his **1st career home run** on Sept. 21 vs. NYY, becoming the youngest catcher in team history to do so...Led off the 3rd, 4th, 5th and 7th innings with a hit, becoming the 5th player in team history to lead off four innings with a hit in the same game...Became the 7th catcher in the last 50 years to record a four-hit game at the age of 21 or younger...Became the 7th player in team history with a four-hit game at 21 or younger (last: **Bo Bichette** on Aug. 12, 2019 at TEX).
- Made his postseason debut as the designated hitter in Game 1 of the ALWC on Sept. 29 at TB...At 21 years and 328 days old, was the 2nd youngest in MLB history to start at DH in the postseason, behind Oakland's **Claudell Washington** (21,035 on Oct. 5, 1975 at BOS)...Had the Blue Jays' **1st hit** of the playoffs, a single to start the 6th inning...Became the youngest player in team history to record a playoff hit, ahead of **Junior Felix** (22,003 in Game 3 of the 1989 ALCS vs. OAK)...Had both his DH and hit marks eclipsed a day later by **Vladimir Guerrero Jr.** (21,198).

### 2021:

- Hit .292 with a .916 OPS in Spring Training and broke camp with the Major League team.
- Picked up his **1st home run** of the season on April 14 vs. NYY...Was also his 1st hit of the year, snapping an 0-for-13 drought...Marked his 2nd career home run in his 16th career game, just the 2nd Blue Jays catcher to accomplish the feat (**J.P. Arencibia** - 4HR).
- Hit a home run in the **4th** and **5th** innings on April 30 vs. ATL...At 22 years and 175 days old, became the youngest catcher in team history with a multi-homer game (**Danny Jansen** - 24,080)...Also became the 5th catcher (6th time) in Blue Jays history with home runs in back-to-back innings (last: **Russell Martin** on May 25, 2016 at NYY).
- Placed on the injured list with a left hip flexor strain on May 2.
- Activated on July 20 and optioned to Triple-A Buffalo...Hit .347 (17-for-49) with three doubles, two homers, and 13 RBI over 14 rehab/MiLB games for the Bisons.
- Caught **Joakim Soria** on Aug. 2 vs. CLE to form the 4th Mexican-born battery in MLB history (last: **Oliver Perez/Miguel Ojeda** for the Padres in 2003).
- Hit his **4th longball** of the year on Aug. 28 at DET, his 1st career homer on the road...Was his 1st career start at cleanup.
- Went 3-for-4 on Sept. 5 vs. OAK with a **three-run bomb**, his 5th home run of the year and 1st career blast at Rogers Centre.
- Hit a pair of **solo shots** as part of a 3-for-4 effort on Sept. 7 at NYY, his 2nd career **multi-homer effort**...Homered in consecutive games for the 1st time in his career.



**2022:**

- Among AL batters, ranked 10th in OBP (.372) and 16th in AVG (.285).
- Claimed his 1st Silver Slugger Award, the 1st catcher in team history to do so...Led all MLB catchers in both AVG and OBP.
- Earned his 1st career All-Star nod, becoming the 4th All-Star catcher in Toronto history and the 1st to start the Midsummer Classic...Went 0-for-2 while catching 4.0 innings...Received the ceremonial opening pitch from six-time All-Star and fellow Mexican, **Fernando Valenzuela**.
- Struck out just 58 times over 541 PA while drawing 63 walks...His 9.33 PA/K was 4th best among qualified MLB hitters.
- Went 2-for-4 with a double, an RBI, and a walk while scoring four times on May 29 at LAA...Became the 3rd catcher in franchise history to score four runs in a game, joining **John Buck** (Aug. 20, 2010 at BOS) and **Ernie Whitt** (May 25, 1985 at CLE).
- On May 31 vs. CWS, finished the night 3-for-4 with a pair of two-run homers, his 1st multi-HR game of the year (3rd career).
- Hit his 5th home run on June 5 vs. MIN, homering in consecutive games for the 1st time in 2022 (2nd career)...Was his 4th longball in his last five contests.
- Went deep on June 24 at MIL, homering in three consecutive games for the 1st time in his career...Finished 4-for-4 for his 3rd career four-hit game.
- Put together a career-long nine-game hitting streak from July 12-26, batting .368 (14-for-38) with three extra-base hits and six RBI for a .943 OPS.
- Notched his career-high 14th [home run](#) with a solo shot in the 2nd inning on Sept. 25 at TB.

**Career-Highs - Statcast**

	Speed/Distance	Date
<b>Hardest Hit Ball:</b>	110.1 MPH	June 4, 2022 vs. MIN
<b>Farthest Hit Ball:</b>	435 ft	April 30, 2021 vs. ATL
<b>Top Sprint Speed:</b>	27.0 ft/s	June 16, 2022 vs. BAL







# LANTIGUA RAFAEL

80  
UTILITY

BIRTHDATE ..... April 28, 1998  
 OPENING DAY AGE ..... 25  
 BIRTHPLACE ..... Puerto Plata, DR  
 RESIDENCE ..... Puerto Plata, DR  
 INSTAGRAM ..... @rafaellantigua\_

BATS/THROWS ..... R/R  
 HEIGHT/WEIGHT ..... 5-8/170  
 CONTRACT STATUS ..... signed thru 2024  
 M.L. SERVICE ..... 0.000  
 OPTIONS USED ..... 0 of 3

**NON-ROSTER**

**PERSONAL:**

- Rafael Lantigua Tejada.
- Signed by the Blue Jays as an 18-year old out of Puerto Plata, Dominican Republic, in 2016.
- Over the course of his professional career, has appeared defensively at second base, third base, shortstop, and all three outfield positions.

**LAST SEASON:**

- Spent the entire season with Triple-A Buffalo (129G), setting career-highs in batting average (.305), runs scored (101), doubles (40), home runs (12), RBI's (85), walks (98), stolen bases (28), OBP (.425), and OPS (.894)...His 40 doubles trailed only **Jonny Peralta** (44 in 2004) for the most in a single season in the Bisons modern era.
- Was named an Organizational All-Star by MLB.com, leading all Blue Jays Minor Leaguers in hits, doubles, runs, and walks, while ranking third in steals, totals bases (218), extra-base hits (52), RBI's, and OPS.
- Named the recipient of the Fremo Vallone Community Service Award, participating in each of the Bisons community-related events during the season.
- Played six different defensive positions, including at least 10 appearances at five...Took the field for the Bisons as a leftfielder (39G), third baseman (34G), shortstop (24G), rightfielder (14G), second baseman (10G), and centrefielder (5G)...Combined to record a .976 fielding percentage.
- Hit safely in 17 of his 20 games in the month of September, batting .392 (31-for-79) with eight doubles, 15 RBI, 15 walks, and six steals for a .484 OBP and a .978 OPS...His 31 hits in the month were 2nd most among all Minor Leaguers, trailing only Sugar Land's **Will Wagner** (34).

*Bold – career high; Red – league high*

Year	Club and League	AVG	G	AB	R	H	2B	3B	HR	RBI	BB	IBB	SO	SB	CS	OBP	SLG	OPS	SH	SF	HBP
2017	Blue Jays (DOSL)	.284	59	218	36	62	8	6	0	23	33	0	32	11	12	.379	.376	.755	0	3	2
2018	Blue Jays (GULF)	.212	8	33	7	7	3	1	0	3	3	0	7	1	0	.297	.364	.661	0	0	1
	Bluefield (APPY)	.303	48	165	28	50	7	1	1	23	30	2	33	7	5	.422	.376	.798	1	0	4
2019	Lansing (MIDW)	.254	95	335	36	85	16	6	4	31	23	0	58	9	8	.302	.373	.675	0	4	2
2021	Vancouver (HAW)	.280	80	300	65	84	22	1	11	43	42	0	76	26	6	.375	.470	.845	0	1	4
	New Hampshire (AANE)	.000	3	11	2	0	0	0	0	0	1	0	5	0	0	.083	.000	.083	0	0	0
2022	New Hampshire (EL)	.268	86	328	53	88	27	1	5	35	37	0	70	6	9	.345	.402	.747	0	1	2
	Buffalo (IL)	.286	42	161	20	46	8	0	2	29	16	0	35	9	3	.346	.373	.719	0	2	0
2023	Buffalo (IL)	.305	129	465	101	142	40	0	12	85	98	0	107	28	9	.425	.469	.894	1	9	5
<b>Minor Totals</b>		.280	550	2016	348	564	131	16	35	272	283	2	423	97	52	.371	.413	.784	2	20	20

**TRANSACTIONS**

- Signed by the Toronto Blue Jays as an international free agent on August 22, 2016

**PROFESSIONAL CAREER:**

**MINORS:**

- Began his professional career in 2017, appearing in 59 games for the Blue Jays' Dominican Summer League squad, hitting .284 (62-for-218) with eight doubles, six triples, and 23 RBI.
- Split the 2018 campaign between a pair of Toronto Rookie-level teams (Bluefield & GCL Blue Jays), going a combined 57-for-198) over 56 contests with 13 extra-base hits and 26 RBI...Hit his first career professional home run in his 90th career game on July 31 at BRS, taking **Oliver Garcia** deep for a three-run shot in the 2nd inning.
- Spent the entirety of the 2019 season with Single-A Lansing, hitting .254 (85-for-335) with 16 doubles, six triples, four homers, and 31 RBI.
- Did not play in 2020 due to the cancelled Minor League season.
- Spent the majority of the 2021 campaign with High-A Vancouver (80G) before earning a late-season call up to Double-A New Hampshire for a trio of games...Combined to go 84-for-311 (.270), setting then-career-highs in doubles (22), home runs (11), RBI's (43), walks (43), stolen bases (26), and OPS (.818).
- Split the 2022 season between New Hampshire and Triple-A Buffalo...Hit .274 (134-for-489) over 128 combined contests, setting more then-career-highs in runs (73), doubles (35), RBI's (64), and walks (53).

BIOGRAPHIES

LAST SEASON

HISTORY


RECORDS

OPPONENTS

PLAYER DEV.

MEDIA & MISC.





# LITTLE BRENDON

# 54

PITCHER

BIRTHDATE ..... August 11, 1996  
 OPENING DAY AGE ..... 27  
 BIRTHPLACE ..... Bryn Mawr, PA  
 RESIDENCE ..... Lynchburg, VA  
 INSTAGRAM ..... @brendon.little

BATS/THROWS ..... L/L  
 HEIGHT/WEIGHT ..... 6-2/215  
 CONTRACT STATUS ..... signed thru 2024  
 M.L. SERVICE ..... 0.003  
 OPTIONS USED ..... 0 of 3

## PERSONAL:

- Brendon David Little.
- Married Emily Little on January 21, 2023.
- Is one of just seven players from Bryn Mawr, PA, to appear in a Major League game.
- Attended State College of Florida, Manatee-Sarasota and the University of North Carolina Chapel Hill.
- Drafted by the Cubs 27th overall in the 2017 First-Year Player Draft, one pick ahead of new 40-man teammate, **Nate Pearson**.

## LAST SEASON:

- Spent the entirety of the season with Triple-A Iowa, going 3-3 with a 4.05 ERA (33 ER/73.1 IP) over 50 appearances (2 starts)...The 73.1 frames were the 2nd most of his career, trailing only his 101.1 innings from 2018 as a starter.
- From July 2nd to the end of the season, posted a 2.50 ERA (11 ER/39.2 IP) over 26 outings (2 starts) with 16 walks, 37 strikeouts, and a .221 opponent's average.
- Over eight appearances in the month of September alone, allowed only one run for a 0.63 ERA (1 ER/14.1 IP) with six hits, four walks, and 12 strikeouts...Threw at least 2.0 innings in five of those eight outings.

## Black - career high; Red - league high

Year	Club & League	W-L	ERA	G	GS	CG	SHO	SV	IP	H	R	ER	HR	HB	BB	IBB	SO	WP	BK	AVG
2017	Eugene (NORW)	0-2	9.37	6	6	0	0	0	16.1	21	18	17	2	1	9	0	12	4	0	.300
2018	South Bend (MIDW)	5-11	5.15	22	21	0	0	0	101.1	106	70	58	8	4	43	0	90	10	0	.264
2019	Cubs 1 (ARIZ)	0-0	3.68	2	2	0	0	0	7.1	4	3	3	2	0	4	0	9	0	0	.160
	South Bend (MIDW)	0-1	1.91	6	6	0	0	0	28.1	18	7	6	0	3	13	0	25	2	0	.186
	Myrtle Beach (CARL)	2-1	5.95	4	4	0	0	0	19.2	21	14	13	2	1	9	0	23	2	0	.269
2021	Tennessee (AASO)	0-0	3.09	13	0	0	0	1	23.1	17	8	8	2	2	12	0	27	1	0	.207
	Iowa (AAAE)	0-1	3.44	13	0	0	0	2	18.1	22	7	7	2	1	7	0	26	8	0	.293
2022	CHICAGO (NL)	0-1	40.50	1	0	0	0	0	0.2	2	3	3	1	1	1	0	0	0	0	.500
	Iowa (IL)	4-5	4.29	36	0	0	0	1	50.1	50	26	24	4	2	26	1	49	7	0	.262
2023	Iowa (IL)	3-3	4.05	50	2	0	0	1	73.1	67	38	33	6	5	38	0	73	13	0	.251
	<b>Minor Totals</b>	14-24	4.50	152	41	0	0	5	338.1	326	191	169	28	19	161	1	334	47	0	.253
	<b>MAJOR TOTALS</b>	0-1	40.50	1	0	0	0	0	0.2	2	3	3	1	1	1	0	0	0	0	.500

## TRANSACTIONS

- Selected by the Chicago Cubs in the 1st round (27th overall) of the 2017 First-Year Player Draft
- Traded to the Toronto Blue Jays in exchange for cash considerations on Nov. 6, 2023

## PROFESSIONAL CAREER:

### MINORS:

- Made his professional debut in 2017, making six starts for Low-A Eugene...Tossed 4.0 scoreless innings with three strikeouts on Aug. 11 vs. Spokane.
- Spent the 2018 season with Single-A South Bend, going 5-11 with a 5.15 ERA (50 ER/101.1 IP) in 22 games (21 starts)...Tossed a season-high 7.0 scoreless innings on May 23 vs. Lansing...Struck out a season-high nine batters, July 8 at Lansing...Was ranked as the Cubs' No. 7 prospect by Baseball America prior to the season.
- In 2019, made his season debut on June 19 after he recovered from a left back strain...Went 2-2 with a 3.58 ERA (22 ER/55.1 IP) in 12 starts between Rookie League Mesa, Single-A South Bend and High-A Myrtle Beach...In six outings with Myrtle Beach, posted a 1.91 ERA (6 ER/28.1 IP)...On the season, held left-handed batters to a .195 average (8-for-41).
- Did not play in 2020 due to the cancelled Minor League season.
- Reached the Triple-A level for the first time in 2021, spending time with Double-A Tennessee and Iowa...Appeared in a combined 26 games between the two clubs, going 0-1 with a 3.24 ERA (15 ER/41.2 IP) and three saves, the first three saves of his professional career...Transitioned from the rotation to the bullpen.

### 2022:

- Made his major league debut in 2022, appearing in one game on Aug. 30 in Toronto as a replacement player (3 ER/0.2 IP).
- Spent the majority of the season with Triple-A Iowa, going 4-5 with a 4.29 ERA (24 ER/50.1 IP) and one save in 36 relief appearances.
- Completed at least 2.0 innings in 10 of his 36 outings, including a season-high 2.2 scoreless innings in game two on Aug. 3 vs. Toledo.
- From July 4-Aug. 23, held the opponent scoreless in 11 of 12 outings, posting a 0.57 ERA (1 ER/15.2 IP) during the run.
- Earned his lone save of the season, Aug. 5 vs. Toledo (0 ER/1.0 IP).





# LUKES NATHAN

# 38

## OUTFIELDER

BIRTHDATE ..... July 12, 1994  
 OPENING DAY AGE ..... 29  
 BIRTHPLACE ..... Portland, OR  
 RESIDENCE ..... Phoenix, AZ  
 INSTAGRAM ..... @nathanlukes33

BATS/THROWS ..... L/R  
 HEIGHT/WEIGHT ..... 5-11/185  
 CONTRACT STATUS ..... signed thru 2024  
 M.L. SERVICE ..... 0.112  
 OPTIONS USED ..... 1 of 3

### PERSONAL:

- Nathan Donald Lukes...Pronounced "Lucas".
- Attended Center High School in Antelope, CA.
- Played at Sacramento State for three years, batting .336 over 183 games with 37 doubles, nine triples, nine home runs, 96 RBI, and 27 stolen bases (.858 OPS).

### LAST SEASON:

- Named to his 1st career Opening Day roster.
- Made his **MLB Debut** on March 30 at STL, coming in as a pinch-runner in the 7th inning before coming around to [score](#) on a **Matt Chapman** single.
- Optioned to Triple-A Buffalo on April 7, July 19, Aug. 18, and Sept. 14...Recalled on April 17, July 8, Aug. 8, and Sept. 12.
- Made his 1st career start on April 19 at HOU (0-2, BB).
- Single in the 4th inning off **Dean Kremer** on May 21 vs. BAL for his [1st career hit](#).
- Drove in the game-winning run with an [RBI double](#) in the 10th inning on July 9 at DET.
- Appeared in 48 contests the Bisons, batting .366 (74-for-202) with 22 extra-base hits and 32 RBI (.953 OPS).

*Bold – career high; Red – league high*

Year	Club and League	AVG	G	AB	R	H	2B	3B	HR	RBI	BB	IBB	SO	SB	CS	OBP	SLG	OPS	SH	SF	HBP
2015	Mahoning Valley (NYPL)	.313	5	16	4	5	2	0	0	5	2	0	4	0	0	.389	.438	.826	0	0	0
2016	Lake County (MIDW)	.301	89	342	54	103	21	8	5	32	37	0	60	14	8	.375	.453	.828	4	4	6
	Lynchburg (CARL)	.261	5	23	3	6	1	0	0	1	0	0	5	1	0	.261	.304	.565	0	0	0
	Charlotte (FL)	.194	21	67	5	13	1	0	1	4	3	0	9	0	1	.229	.254	.482	1	0	0
2017	Charlotte (FL)	.400	6	20	3	8	1	0	0	3	2	0	4	1	2	.455	.450	.904	0	0	0
	Montgomery (SOUL)	.270	98	359	46	97	15	5	3	35	32	1	71	6	8	.330	.365	.695	4	6	3
2018	Montgomery (SOUL)	.278	115	435	62	121	29	3	6	51	31	0	93	9	4	.331	.400	.730	6	6	6
2019	Durham (IL)	.219	91	260	26	57	8	3	4	31	26	0	56	7	3	.294	.319	.613	2	4	3
2021	Durham (AAA)	.303	85	294	50	89	31	1	4	44	21	0	41	2	2	.352	.456	.808	2	5	4
2022	Buffalo (IL)	.285	111	428	62	122	25	1	11	61	47	3	89	20	3	.364	.425	.789	0	2	7
2023	TORONTO (AL)	.192	29	26	4	5	1	1	0	2	4	0	9	0	0	.290	.308	.598	0	1	0
	Buffalo (IL)	.366	48	202	39	74	16	1	5	32	17	1	25	3	1	.423	.530	.953	0	0	3
	<b>Minor Totals</b>	.284	674	2446	354	695	150	22	39	299	218	5	457	63	32	.347	.411	.758	19	27	32
	<b>MAJOR TOTALS</b>	.192	29	26	4	5	1	1	0	2	4	0	9	0	0	.290	.308	.598	0	1	0

### TRANSACTIONS

- Selected by the Cleveland Indians in the 7th round of the 2015 First-Year Player Draft
- Traded to the Tampa Bay Rays along with RHP Jhonleider Salinas in exchange for OF Brandon Guyer on August 3, 2016
- Signed by the Toronto Blue Jays on November 29, 2021

### GAME HIGHS

<b>ML Debut</b>	March 30, 2023 at STL	<b>Stolen Bases</b>	None
<b>Runs</b>	1 – 4x, last: May 24, 2023 at TB	<b>Last ML Home Run</b>	None
<b>Hits</b>	1 – 5x, last: Aug. 10, 2023 at CLE	<b>Longest Hitting Streak</b>	3G – May 21-24, 2023
<b>Home Runs</b>	None	<b>Longest On-Base Streak</b>	3G – May 21-24, 2023
<b>RBI</b>	1 – 2x, last: July 9, 2023 at DET	<b>Longest Hitless Streak</b>	9AB – May 25-June 11, 2023

### MILESTONES

Category	Date	Opponent	Pitcher	Notes
<b>Hit</b>	1 May 21, 2023	Baltimore	Kremer	Single
<b>RBI</b>	1 June 10, 2023	Minnesota	Ryan	Sacrifice Fly

BIOGRAPHIES

LAST SEASON

HISTORY

RECORDS

OPPONENTS

PLAYER DEV.

MEDIA & MISC.



**PROFESSIONAL CAREER:****MINORS:**

- In 2015, spent his 1st professional season in Class-A (short) with Mahoning Valley...Played just five games, going 5-for-16 (.313) with a pair of doubles and five RBI.
- Split the first half of the 2016 campaign between Class-A Lake County and Advanced-A Lynchburg before being traded to the Rays organization on Aug. 3...Played the rest of the year with Tampa's Advanced-A squad in Charlotte.
- Started the 2017 season in Charlotte before earning a promotion to Double-A Montgomery...Combined to hit .277 (105-for-379) with 16 doubles, five triples, three homers, and 38 RBI.
- Spent the entirety of the 2018 season with Montgomery, earning himself a Southern League Mid-Season All-Star nod... Finished the year with a .278 batting average to go along with 29 doubles, three triples, six home runs, and 51 RBI.
- Played for Triple-A Durham in 2019, his 1st season at the Triple-A level, and hit .219 with 15 extra-base hits across 91 contests.
- Did not play in 2020 due to the cancelled Minor League season...Worked out at Helix for the summer, a fitness centre in Scottsdale, AZ, and was often joined there by **Randal Grichuk** until the Major League season began.
- Spent the entire 2021 season with the Triple-A Durham Bulls, batting .303 (89-for-294) with 31 doubles, a triple, four homers, and 44 RBI (.909 OPS)...His 31 doubles were tied with teammate **Vidal Brujan** for the most among Triple-A East batters.
- Spent the full 2022 season with Triple-A Buffalo, batting .285 (122-for-428) over 111 games.
- Named the Bisons' Stan Barron Most Valuable Player...Led the team in total bases (181), runs (59), extra-base hits (37), home runs (11), and RBI (61)...Was also 20-for-23 in stolen base attempts (87%), trailing only **Samad Taylor** (23) for the most swipes on the team.
- Made starts in all three outfield positions, committing just two errors in 202 total chances.
- On June 4 at Frontier Field against Rochester, delivered an inside-the-park [home run](#) with the bases loaded...Marked Buffalo's first inside-the-parker since **Ryan Goins** on May 29, 2013 at DUR, and is believed to be the only inside-the-park grand slam in the modern era of the franchise.
- Selected to the 40-man roster in November.


**Career-Highs - Statcast**

	Speed/Distance	Date
<b>Hardest Hit Ball:</b>	<a href="#">102.8 MPH</a>	May 30, 2023 vs. MIL
<b>Farthest Hit Ball:</b>	<a href="#">359 ft</a>	May 30, 2023 vs. MIL
<b>Top Sprint Speed:</b>	29.0 ft/s	Sept. 13, 2023 vs. TEX

**CALL IT A DRAW**

The Blue Jays have played three tie games in their history. The first one was on May 13, 1984 at Cleveland. With one out in the top of the 8th inning, the rains came and play could not resume with the score tied at 4-4. The game had to be completely replayed as part of a TWDH on August 15. The second occurrence was in Cleveland on August 26, 1986. Play was halted after nine innings due to rain with the score tied at 6-6. The game was completely replayed as part of an August 27 TWDH. The third time was on April 26, 1998 after six innings. The Blue Jays and White Sox were tied at 5-5 when the rains came and cancelled the game in Chicago. The game was completely replayed on July 15 as part of a TWDH. Though the games were rained out, the statistics from the games were entered into the books.





# MACKO ADAM

# 64 PITCHER

BIRTHDATE ..... December 30, 2000  
OPENING DAY AGE ..... 23  
BIRTHPLACE ..... Bratislava, Slovakia  
RESIDENCE ..... Vancouver, BC  
INSTAGRAM ..... @a.mcko

BATS/THROWS ..... L/L  
HEIGHT/WEIGHT ..... 6-0/215  
CONTRACT STATUS ..... signed thru 2024  
M.L. SERVICE ..... 0.000  
OPTIONS USED ..... 0 of 3

### PERSONAL:

- Adam Macko.
- Born in Bratislava, Slovakia, and spent time in Ireland with his family before moving to Alberta as a 14-year old...Pitched at Vauxhall Academy in high school before being selected by the Mariners in the 7th round of the 2022 draft.
- Grew up watching and mimicing **Justin Verlander's** mechanics.
- Listed as the Blue Jays 9th-ranked prospect entering the 2024 season, according to MLB.com...Ranked as the 16th-highest prospect according to Baseball America.

### LAST SEASON:

- Spent his first season in the Blue Jays organization with High-A Vancouver, going 5-5 with a 4.81 ERA (46 ER/86.0 IP) over 20 starts with 40 walks and 106 strikeouts...Was one of only nine Blue Jays farmhands to reach 100 strikeouts on the season, and was the youngest to do so at the age of 22.
- Earned his first career Pitcher of the Week nod for the week of Sept. 4-10...Threw 5.0 hitless innings on Sept. 5 at TRI with two walks and eight strikeouts, allowing a runner to reach second base only once.
- Was named to the Blue Jays' 40-man roster in November to protect him from the Rule 5 Draft.

*Bold - career high; Red - league high*

Year	Club & League	W-L	ERA	G	GS	CG	SHO	SV	IP	H	R	ER	HR	HB	BB	IBB	SO	WP	BK	AVG
2019	Mariners (ARIZ)	0-3	3.38	8	2	0	0	0	21.1	19	10	8	1	2	11	0	31	3	0	.241
	Everett (NORW)	0-0	0.00	1	0	0	0	0	2.0	0	0	0	0	0	1	0	1	0	0	.000
2021	Modesto (LAW)	2-2	4.59	9	9	0	0	0	33.1	29	19	17	1	2	21	0	56	5	0	.223
2022	Everett (NORW)	0-2	3.99	8	8	0	0	0	38.1	33	18	17	4	4	20	0	60	5	0	.234
2023	Vancouver (NORW)	5-5	4.81	20	20	0	0	0	86.0	76	51	46	7	8	40	0	106	9	2	.239
<b>Minor Totals</b>		7-12	4.38	46	39	0	0	0	181.0	157	98	88	13	16	93	0	254	22	2	.233

### TRANSACTIONS

- Selected by the Seattle Mariners in the 7th round of the 2019 First-Year Player Draft
- Traded to the Toronto Blue Jays along with RHP Erik Swanson in exchange for OF Teoscar Hernández on Nov. 16, 2022.

### PROFESSIONAL CAREER:

#### MINORS:

- Split his first professional season in 2019 between the Mariners' Rookie-level squad (8G) and Low-A Everett (1G)...Combined to go 0-3 with a 3.09 ERA (8 ER/23.1 IP).
- Did not pitch in 2020 due to the cancelled Minor League season.
- Spent the 2021 campaign with Single-A Modesto, going 2-2 with a 4.59 ERA (17 ER/33.1 IP) over nine starts with 21 walks and 56 strikeouts.
- Made just 8 starts for High-A Everett in 2022 after dealing with elbow and knee injuries...Pitched to a 3.99 ERA (17 ER/38.1 IP) with 20 walks and 60 strikeouts...Traded to the Blue Jays following the season along with **RHP Erik Swanson** in exchange for **OF Teoscar Hernández**.

BIOGRAPHIES

LAST SEASON

HISTORY


RECORDS

OPPONENTS

PLAYER DEV.

MEDIA & MISC.





# MANOAH

## ALEK

6

PITCHER

BIRTHDATE ..... January 9, 1998  
 OPENING DAY AGE ..... 26  
 BIRTHPLACE ..... Homestead, FL  
 RESIDENCE ..... Miami, FL  
 INSTAGRAM ..... @alek\_manoah6

BATS/THROWS ..... R/R  
 HEIGHT/WEIGHT ..... 6-6/290  
 CONTRACT STATUS ..... signed thru 2024  
 M.L. SERVICE ..... 2.063  
 OPTIONS USED ..... 1 of 3

### PERSONAL:

- Alek Isaac Manoah.
- Brother to **Erik Manoah Jr.** who was drafted by the Mets in 2014 and joined the Angels organization after a trade in 2016... Works out of Erik's Miami gym in the offseason.
- Attended South Dade High School in his hometown of Homestead, FL...Now hosts an annual baseball camp there every January.
- Went on to pitch for West Virginia University...Posted a 2.81 ERA with 249 strikeouts in 218.0 innings over three seasons.
- Selected 11th overall by the Blue Jays in the 2019 First-Year Player Draft, the second-highest pitcher taken in the draft behind LHP **Nick Lodolo** of the Reds (6th overall).
- Ranked by Baseball America as Toronto's 5th-best prospect in 2020 and listed at 7th going into the 2021 season.
- Since entering the league in 2021, has held opposing right-handed hitters to a .182 AVG, the 6th-best mark among qualified hurlers.

### LAST SEASON:

- Was the Opening Day starter for the Blue Jays on March 30 at STL...Took a no-decision that day, giving up five runs over 3.1 innings... At 25 years and 80 days old, became the 4th-youngest Opening Day starter in team history (**Drew Hutchison** - 24.227 in 2015; **Todd Stottlemyre** - 24.324 in 1990; **Marcus Stroman** 24.338 in 2016).
- Earned his 1st win of the year on April 5 at KC, tossing 7.0 frames of one-hit, shutout ball with four walks and five strikeouts.
- Took a no-decision in the team's Home Opener on April 11 vs. DET, giving up three runs over 4.1 innings...Became the 5th pitcher in team history to pitch the club's Season Opener and then their Home Opener, joining **Jim Clancy** (1981), **Jimmy Key** (1989), **Marcus Stroman** (2016), and **Hyun Jin Ryu** (2020).
- Threw 7.0 shutout frames on April 22 at NYY, scattering two hits and a walk while recording five strikeouts.
- Made a start with Double-A New Hampshire on July 2 vs. POR, tossing 5.0 innings of one-run ball with three hits, three walks, and 10 strikeouts.
- Picked up his 2nd win of the year on July 7 at DET in his return from the minors...Threw 6.0 frames of one-run ball with five hits, no walks, and a season-high eight strikeouts.
- Notched his 3rd win of the year on Aug. 4 at BOS, giving up three runs over 6.2 innings (6H, 2BB, 5K)...Was his 4th quality start of the season, and his longest outing since a 7.0-inning effort on April 22 at NYY.

*Bold - career high; Red - league high*

Year	Club & League	W-L	ERA	G	GS	CG	ShO	SV	IP	H	R	ER	HR	HB	BB	IBB	SO	WP	BK	AVG
2019	Vancouver (NWL)	0-1	2.65	6	6	0	0	0	17.0	13	5	5	1	2	5	0	27	1	0	.213
2021	TORONTO (AL)	9-2	3.22	20	20	0	0	0	111.2	77	44	40	12	16	40	0	127	0	1	.192
	Buffalo (AAA)	3-0	0.50	3	3	0	0	0	18.0	7	1	1	1	4	3	0	27	0	0	.119
2022	TORONTO (AL)	<b>16-7</b>	<b>2.24</b>	<b>31</b>	<b>31</b>	0	0	0	<b>196.2</b>	144	55	49	16	15	51	0	<b>180</b>	5	0	.202
2023	TORONTO (AL)	<b>3-9</b>	5.87	19	19	0	0	0	87.1	93	61	57	15	9	59	1	79	3	3	.269
	Blue Jays (FCL)	0-1	37.13	1	1	0	0	0	2.2	10	11	11	2	0	2	0	3	0	0	.556
	New Hampshire (EL)	0-0	1.80	1	1	0	0	0	5.0	3	1	1	0	1	3	0	10	0	0	.188
	<b>Minor Totals</b>	3-2	3.80	11	11	0	0	0	42.2	33	18	18	4	7	13	0	67	1	0	.214
	<b>MAJOR TOTALS</b>	28-18	3.32	70	70	0	0	0	395.2	314	160	146	43	40	150	1	386	8	4	.215

### ALL-STAR RECORD

Year	Club and Opp.	W-L	ERA	G	GS	CG	ShO	SV	IP	H	R	ER	HR	HB	BB	IBB	SO	WP	BK	AVG
2022	AL at LAD	0-0	0.00	1	0	0	0	0	1.0	0	0	0	0	1	0	0	3	0	0	.000

### WILD CARD RECORD

Year	Club and Opp.	W-L	ERA	G	GS	CG	ShO	SV	IP	H	R	ER	HR	HB	BB	IBB	SO	WP	BK	AVG
2022	TOR vs. TB	0-1	6.35	1	1	0	0	0	5.2	4	4	4	1	2	1	0	4	0	0	.190

### TRANSACTIONS

- Selected by the Toronto Blue Jays in the 1st round (11th overall) of the 2019 First-Year Player Draft
- On injured list (back contusion) from July 16-30, 2021





## GAME HIGHS

<b>ML Debut</b>	May 27, 2021 at NYY	<b>ER Allowed</b>	7 – April 16, 2023 vs. TB
<b>Innings Pitched:</b>		<b>HR Allowed</b>	4 – June 19, 2021 at BAL
<b>Starter</b>	8.0 – 3x, last: Sept. 7, 2022 at BAL	<b>Low Hit CG</b>	None
<b>Reliever</b>	None	<b>Last Win</b>	Aug. 4, 2023 at BOS
<b>Walks:</b>		<b>Last Save</b>	None
<b>Starter</b>	7 – May 15, 2023 vs. NYY	<b>Last CG</b>	None
<b>Reliever</b>	None	<b>Last ShO</b>	None
<b>Strikeouts:</b>		<b>Last Start</b>	Aug. 10, 2023 at CLE
<b>Starter</b>	11 – Aug. 11, 2021 at LAA	<b>Last Relief App.</b>	None
<b>Reliever</b>	None	<b>Longest Win Streak</b>	8G – Sept. 13, 2021-April 28, 2022
<b>Hits Allowed</b>	9 – 2x, last: April 16, 2023 vs. TB	<b>Longest Losing Streak</b>	7G – April 16-June 5, 2023
		<b>Scoreless Innings Streak</b>	17.0 – April 23-May 3, 2022

## MILESTONES

Category	Date	Opponent	Notes
<b>Start</b>	1 May 27, 2021	at New York (AL)	W - 6.0 IP, 2H, 0ER, 0HR, 2BB, 7K
<b>Win</b>	1 May 27, 2021	at New York (AL)	W - 6.0 IP, 2H, 0ER, 0HR, 2BB, 7K
<b>10+ Strikeout Games (4)</b>			
	1 July 2, 2021	Tampa Bay	10 strikeouts
	2 Aug. 11, 2021	at Los Angeles (AL)	11 strikeouts
	3 Sept. 13, 2021	Tampa Bay	10 strikeouts
	4 Oct. 2, 2021	Baltimore	10 strikeouts

## PROFESSIONAL CAREER:

## MINORS:

- After he was taken 11th overall by the Blue Jays in 2019, was assigned to Class-A (short) Vancouver to begin his professional career.
- Made six starts for the Canadians, allowing a total of five runs over 17.0 frames for a 2.65 ERA.
- Fanned 27 batters and walked just five for a 1.06 WHIP and a 14.3 SO/9.
- Was one of 60 players invited to Summer Camp at Rogers Centre in July of 2020...Spent the season at Toronto's alternate training site in Rochester, NY.

## 2021:

- Named Toronto's Rookie of the Year by the Toronto Chapter of the BBWAA as the Blue Jays went 16-4 in his 20 starts.
- His 3.22 season ERA was tied with **Aaron Sanchez** (2015) for the 2nd lowest by a rookie in team history, trailing only **Juan Guzman's** 2.99 ERA in 1991 (min. 10 starts).
- Led MLB rookies (min. 10 starts) in WHIP (1.05), opponents' average (.192), and opponents' OPS (.604), while 2nd in ERA, 3rd in K rate (27.7%) and 4th in SO/9 (10.24)...Became the 4th pitcher aged 23 or younger to average at least 10 strikeouts per nine innings in his debut season, joining **Mark Prior** (2002), **Kerry Wood** (1998) and **Dwight Gooden** (1984).
- His 127 strikeouts were the most in franchise history by a player in his first 20 career games (2nd: **Juan Guzman** - 106).
- Kept right-handed hitters to a .156 (30-for-199) batting average, the 3rd-best mark in MLB (min. 200 BF).
- Entered the season ranked by MLB Pipeline as the Blue Jays' 5th-best prospect and 97th overall...Listed by Baseball America as Toronto's 7th-best prospect and 91st overall.
- Held a 0-0 record and a 0.00 ERA (0 ER/7.0 IP) with no walks and 15 strikeouts over three appearances in Spring Training.
- Posted a 3-0 record with a 0.50 ERA (1 ER/18.0 IP) in three games with Triple-A Buffalo...Stuck out 27 batters, walked three and hit four (0.56 WHIP).
- Earned the win in his **MLB debut** on May 27 at NYY as he threw 6.0 scoreless innings...Allowed two hits, walked two and struck out seven batters...Became the 1st player in Blue Jays history with 6.0+ innings, 7+ K's and 0 runs allowed in an MLB debut...Was the 50th player in team history to make his MLB debut as a starting pitcher (last: **Nate Pearson** on July 29, 2020 at WAS)...Became the 2nd player from the 2019 draft to make the Majors (CWS's **Andrew Vaughn** - April 2, 2021 at LAA).
- Allowed 2R/1ER on June 9 at CWS, giving up four hits over 5.0 innings (2BB, 4K)...Became the 4th pitcher in Blue Jays history to have his team win each of his first three career games as a starter, joining **Jerry Garvin** (1977), **Mauro Gozzo** (1989), and **Brett Cecil** (2009).
- Took a no-decision on June 19 at BAL, allowing four hits (all solo home runs) and five runs with a walk and six strikeouts over 3.1 innings...Ejected for the 1st time in his career by Jerry Meals after hitting **Maikel Franco** with a pitch.
- Earned his 2nd career win on July 2 vs. TB, tossing 7.0 scoreless innings, giving up three hits with a walk and 10 strikeouts on 109 pitches (71 strikes)...Kept a no-hitter through 5.1 innings, the longest no-hit bid by a Toronto rookie since **Thomas Pannone** on Aug. 22, 2018 vs. BAL (6.0 IP)...Set a franchise record by striking out **seven consecutive batters** from the 1st to the 3rd inning (five other Toronto pitchers had six straight K's)...Became the 5th pitcher since 1974 (as far as tracking goes back) to strike out seven straight batters in a game within his first seven career starts (last: **Stephen Strasburg** in 2010)...Became the 1st pitcher in club history to go 7+ IP with no runs and 10+ strikeouts in a game within his first seven career contests...Tied a club record by beginning his career with seven straight starts without a loss (**Jerry Garvin** in 1977).
- Placed on the injured list from July 16-30 with a back contusion after slipping on the dugout steps during a rain delay at Sahlen Field in Buffalo.
- Picked up his 3rd win on July 31 vs. KC, tossing 7.0 scoreless innings while giving up just two hits (1BB, 4K)...Became the 1st Blue Jay and 16th player all-time with no earned runs in four of his first nine career starts.
- Won his 4th game on Aug. 6 vs. BOS, giving up two runs and four hits over 5.0 innings (3BB, 4K)...Became the 4th pitcher all-time to allow four or fewer hits and strike out 4+ batters in 10 straight games, joining **Jacob deGrom** (11 games in 2021), **Mike Clevenger** (10 games in 2018), and **Johan Santana** (10 games in 2004)...Allowed four hits or fewer in each of his first 10 career starts, the longest such streak to start a career in MLB history.



- Picked up his 5th win on Aug. 11 at LAA, giving up two runs and five hits over 6.2 innings with a career-high [11 strikeouts](#) and 114 pitches (78 strikes)...The 11 punchouts tied a franchise record for the most in a game by a rookie (5th time).
- Earned his 6th win on Sept. 13 vs. TB, throwing 8.0 innings of one-hit, shutout ball with no walks and 10 strikeouts...Marked the longest outing of his career and tied for the longest by a Blue Jay in 2021 (**Robbie Ray** - 8.0 IP on Aug. 20 vs. DET)...Became the fastest pitcher in Toronto history to reach [100 career strikeouts](#), doing so in 17 games (2nd: **Juan Guzmán/Drew Hutchison** - 20 games)...Joined **Dave Bush** as the only rookies in franchise history with 8.0+ IP, no runs, and 10+ K's in a game.
- Earned his 9th win in his last outing, on Oct. 2 vs. BAL, tossing 7.0 innings of one-hit, one-run ball with a walk and [10 strikeouts](#)...Marked his 4th start with 10+ K's, more than any other rookie in Blue Jays history.
- Named AL Rookie of the Month for Sept./Oct., going 4-0 with a 3.38 ERA and 41 strikeouts over 37.1 innings (six starts)...Was the first Blue Jay to win the award since **Lourdes Gurriel Jr.** in July of 2018, and the first Toronto pitcher since **Scott Richmond** in April of 2009.
- Named to the MLB Pipeline All-Rookie Team at the end of the season.

**2022:**

- Finished 3rd in American League Cy Young voting with 87 points, trailing **Justin Verlander** (210) and **Dylan Cease** (97).
- Earned his 1st career All-MLB First Team selection.
- Named an All-Star for the 1st time in his career...Pitched a scoreless 2nd inning in the Midsummer Classic, notching three punchouts and a hit batter on 18 pitches (13 strikes)...Joined **Dave Stieb** as the only pitchers in franchise history to strike out at least three batters in a single All-Star Game (Stieb - 4K in 1983).
- His 25 quality starts tied with **Yu Darvish** for 2nd most in the Majors, trailing only **Framber Valdez's** 26.
- Ranked 3rd among qualified AL pitchers in both ERA (2.24) and wins (16)...Also ranked 4th in the AL in innings pitched (196.2), 4th in WHIP (0.99), and 5th in opponents' batting average (.202)...Became the 6th AL pitcher since 1920 to turn in a sub-1.00 WHIP under age 25.
- His 0.99 WHIP was the best single-season mark in franchise history, ahead of **Roger Clemens** (1.03 in 1997), and his 2.24 ERA marked the second best in team history, behind **Clemens'** 2.05 in 1997.
- Held right-handed hitters to a .159 AVG, 2nd best in the AL and 3rd in MLB (**Cristian Javier** - .147; **Spencer Strider** - .156).
- Tossed 6.0 innings of one-hit, shutout ball in his season debut on April 11 at NYY, walking four batters while fanning seven.
- Improved to 4-0 on April 28 vs. BOS as he threw 7.0 shutout innings, allowing three hits and a walk while punching out seven batters.
- Won each of his 12 starts from Aug. 23, 2021-April 28, 2022, tied for the 2nd-longest streak in franchise history (**Roy Halladay** - 14 in 2003).
- Gave up 3R/2ER on seven hits over 6.0 innings with no walks and a season-high nine [strikeouts](#) on May 7 at LAA.
- Moved to 5-1 on the season on May 21 vs. CIN, throwing 8.0 innings of one-run ball, scattering seven hits with no walks and four strikeouts...The 8.0 frames matched a career high set on Sept. 13, 2021 vs. TB.
- Tossed 6.0 innings of one-run ball on May 3 vs. NYY...Lowered his career ERA to 2.84, the lowest ERA through 25 starts in franchise history (2nd: **Juan Guzmán** - 2.97).
- Picked up his 6th win on June 2 vs. CWS, beginning the day with 7.0 scoreless innings, eventually giving up three runs in the 8th to finish with a line of 7.2IP, 6H, 3ER, BB, and 5K on a season-high 102 pitches (68 strikes)...Retired 16 consecutive batters from the last out of the 1st through the 6th inning.
- Won his 8th game of the year on June 13 vs. BAL, tossing 6.0 scoreless frames with a hit, a walk, and seven strikeouts...Became the 7th player in the modern era (since 1901) to win at least 17 of his first 20 career decisions as a starter (17-3), and the first since **Vida Blue** went 17-3 from 1969-1971.
- Picked up his 11th win on July 23 at BOS, throwing 6.0 frames of one-run ball with seven hits, no walks, and seven strikeouts...Earned his 20th win in his 39th career game, becoming the 2nd-fastest in Blue Jays history to reach the mark (1st: **Juan Guzman** - 38 games).
- Took the loss on July 29 vs. DET, giving up four runs over 5.1 innings...Was removed from the game with a right elbow contusion after a **Jonathan Schoop** comebacker.
- Earned his 14th win on Sept. 7 at BAL, throwing a career-high-tying 8.0 [frames](#) of one-run ball (3H, BB, 5K).
- Picked up his 15th win on Sept. 24 at TB...Tossed 7.0 shutout innings, allowing four hits and two walks with eight strikeouts...His 303 strikeouts were the most in franchise history by a player in his first 50 career games (2nd: **Juan Guzmán** - 279).
- Threw his 8th straight quality start to end his regular season on Sept. 30 vs. BOS, shutting out the BoSox for 6.0 innings on two hits (2BB, 4K)...Extended his scoreless innings streak to 15.0 frames...Allowed just six earned runs over 54.0 innings of work across his last eight starts for a 1.00 ERA, a .165 AVG, and a 0.87 WHIP (31H, 2HR, 16BB, 49K).
- Named AL Pitcher of the Month for September, the 1st such award of his career...Went 4-0 across six starts while posting a 0.88 ERA (4 ER/41.0 IP), the best in a single month ever by a Blue Jay (2nd: **Roger Clemens** - 0.89 in July of 1997), with a 0.85 WHIP and a .162 AVG (23H, 12BB, 33K).
- Made his 1st career postseason start in Game 1 of the ALWC on Oct. 7 vs. SEA...Was the 7th pitcher in team history to start a playoff game under the age of 25...Allowed four runs on four hits and a walk over 5.2 innings with four strikeouts.

**Statcast Data**

	2023	Career
<b>Strikeout %:</b>	19.0	23.3
<b>Walk %:</b>	14.2	9.0
<b>Hard Hit %:</b>	44.8	34.7
<b>Fastest Pitch:</b>	<a href="#">97.3 MPH</a>	May 3, 2022 vs. NYY





# MARTINEZ ORELVIS

13  
INFIELDER

BIRTHDATE ..... November 19, 2001  
OPENING DAY AGE ..... 22  
BIRTHPLACE ..... Santo Domingo, D.R.  
RESIDENCE ..... Santo Domingo, D.R.  
INSTAGRAM ..... @orelvis\_martinez

BATS/THROWS ..... R/R  
HEIGHT/WEIGHT ..... 6-1/205  
CONTRACT STATUS ..... signed thru 2024  
M.L. SERVICE ..... 0.000  
OPTIONS USED ..... 1 of 3

## PERSONAL:

- Orelvis Miguel Martinez.
- Favourite player is shortstop **Didi Gregorius**.
- Signed by the Blue Jays as an international free agent on July 4, 2018.
- Listed by MLB.com and Baseball America as Toronto's 2nd-best prospect entering the 2024 season (90th overall)...Listed as MLB.com's 89th overall prospect heading into 2024.

## LAST SEASON:

- Appeared at MLB Spring Training for the third straight year, playing in 11 games batting .333 (7-for-21) with four runs scored, a pair of doubles, two home runs, seven RBI, three walks, and a 1.154 OPS.
- Named an MiLB.com Organization All-Star for the second time in his career, after splitting the 2023 season between Double-A New Hampshire and Triple-A Buffalo...Set career-highs in games played (125), at-bats (448), runs scored (70), hits (109), RBI (94), and walks (67), to go along with a .243 batting average (109-for-448), 25 doubles, a pair of triples, and 28 home runs with a .835 OPS...Named International League player of the week on September 17, 2023, after going 9-for-25 (.360) homering in three consecutive games.
- Led all Blue Jays Minor Leaguers in home runs (28) and RBI (94), with a .496 SLG, a .253 ISO, a .835 OPS and a 114 wRC+....Posted a career-best 12.5% walk rate with the second lowest strikeout rate of his career at 23.4% (17.8% in 2019).
- Played 10 games for the Tigres del Licey of the Dominican Winter League, going 7-for-32 (.219) with two doubles and five RBI.

*Bold – career high; Red – league high*

Year	Club and League	AVG	G	AB	R	H	2B	3B	HR	RBI	BB	IBB	SO	SB	CS	OBP	SLG	OPS	SH	SF	HBP
2019	GCL Blue Jays (GCL)	.275	40	142	20	39	8	5	7	32	14	0	29	2	0	.352	.549	.901	0	2	4
2021	Dunedin (LASE)	.279	71	283	49	79	22	2	19	68	33	0	85	4	1	.369	.572	.942	0	1	8
	Vancouver (HAW)	.214	27	112	17	24	4	0	9	19	10	0	28	0	1	.282	.491	.773	0	1	1
2022	New Hampshire (EL)	.203	118	433	57	88	15	0	30	76	40	0	140	6	3	.286	.446	.732	0	4	12
2023	New Hampshire (EL)	.226	70	239	33	54	9	1	17	46	41	2	60	0	0	.339	.485	.824	0	4	2
	Buffalo (IL)	.263	55	209	37	55	16	1	11	48	26	0	66	2	0	.340	.507	.847	0	7	2
<b>Minor Totals</b>		.239	381	1418	213	339	74	9	93	289	164	2	408	14	5	.326	.501	.827	0	19	29

## TRANSACTIONS

- Signed by the Toronto Blue Jays on July 4, 2018

## PROFESSIONAL CAREER:

### MINORS:

- Started his pro career in 2019 with Toronto's Gulf Coast League affiliate.
- Batted .275 with 20 extra-base hits and 32 RBI in 40 games.
- Named Baseball America's top GCL prospect and was also dubbed a GCL Post-Season All-Star.
- Spent the 2020 summer at Toronto's alternate training site.
- Took part in the Blue Jays' Fall Development League in Dunedin, FL.
- In 2021, appeared in 10 Spring Training games, going 4-for-11 (.364) with three runs, a double, a home run, three RBI, a walk, and six strikeouts.
- Played 71 games with the Single-A Dunedin Blue Jays before earning a promotion to High-A Vancouver where he appeared in 27 contests...Combined to bat .261 with 26 doubles, two triples, 28 home runs, and 87 RBI (.345 OBP, .549 SLG, .895 OPS)...Of his combined 103 hits between Dunedin and Vancouver, 56 went for extra bases.
- Named Blue Jays 2021 Minor League Player of the Year by Baseball America.
- Spent the 2022 season with Double-A New Hampshire...Batted .203 (88-for-433) over 118 games with 15 doubles, 30 home runs, and 76 RBI.
- His 30 home runs set a Fisher Cats single-season record, surpassing the 27 jacks hit by **Chip Cannon** (2006) and **Eric Thames** (2010)...The 30 bombs trailed only Erie's **Quincy Nieporte** (31) for the most among Eastern League hitters.
- Added to the 40-man roster after the season to protect him from the Rule 5 Draft.

BIOGRAPHIES

LAST SEASON

HISTORY

RECORDS

OPPONENTS

PLAYER DEV.

MEDIA & MISC.





# MAYZA

## TIM

# 58

PITCHER

BIRTHDATE ..... January 15, 1992  
 OPENING DAY AGE ..... 32  
 BIRTHPLACE ..... Allentown, PA  
 RESIDENCE ..... Pennsburg, PA  
 INSTAGRAM ..... NA

BATS/THROWS ..... L/L  
 HEIGHT/WEIGHT ..... 6-3/215  
 CONTRACT STATUS ..... signed thru 2024  
 M.L. SERVICE ..... 4.156  
 OPTIONS USED ..... 1 of 3

### PERSONAL:

- Timothy Gerard Mayza.
- Attended Upper Perkiomen High School in Red Hill, Pennsylvania.
- Named an All-American in his junior year at Millersville University of Pennsylvania.
- Landed a spot with the Cotuit Kettleers of the Cape Cod League in 2012.
- Baseball America tabbed him as the No. 6 prospect in Division II prior to that 2012 campaign.
- As Millersville's No. 1 starter, he posted an 11-3 record and a PSAC-best 1.55 ERA in 2013.
- His accolades included Daktronics All-America Third Team, All-Atlantic Region First Team by Daktronics, ABCA and NCB-WA, and All-PSAC East First Team.
- Graduated with a Masters Degree in Sport Administration from Ohio University on April 30, 2021, and his teammates held a ceremony for him while the team was playing in Dunedin, FL.
- Took part in the Vancouver portion of the 2023 Blue Jays Winter Tour.

### LAST SEASON:

- His 1.52 ERA ranked 3rd among AL relievers (**Chris Martin** - 1.05, **Felix Bautista** - 1.48).
- His 53 inherited runners were 4th most among MLB relievers...His 24.5 inherited runners scored percentage was 8th best in the AL.
- Went ER-free in 62 of 69 appearances...The 69 outings were a career-high and tied for 12th most in the AL.
- Entered with bases loaded and two out in the 10th inning on April 9 at LAA and got **Shohei Ohtani** to ground out for his 4th career save.
- Struck out all four batters faced on April 4 at KC (1.1 IP), tying his single-game career high (4 on July 11, 2018 at ATL).

*Bold - career high; Red - league high*

Year	Club & League	W-L	ERA	G	GS	CG	ShO	SV	IP	H	R	ER	HR	HB	BB	IBB	SO	WP	BK	OBA
2013	GCL Blue Jays (GCL)	0-2	10.29	3	2	0	0	0	7.0	11	8	8	0	0	2	0	10	0	0	.355
	Bluefield (APP)	1-2	6.95	10	3	0	0	0	22.0	30	20	17	2	1	10	1	17	4	0	.323
2014	Bluefield (APP)	0-1	6.75	4	0	0	0	1	6.2	7	5	5	0	1	4	0	3	0	0	.304
	Vancouver (NOR)	2-3	6.75	12	0	0	0	0	20.0	31	20	15	2	2	12	0	17	6	0	.356
2015	Lansing (MID)	3-2	3.07	26	1	0	0	3	55.2	49	21	19	0	0	27	1	62	6	1	.238
2016	Dunedin (FSL)	2-0	1.66	28	0	0	0	4	48.2	36	16	9	1	0	15	0	52	1	0	.201
	New Hampshire (EAS)	1-3	4.11	14	0	0	0	0	15.1	16	10	7	0	0	15	0	13	2	0	.281
2017	TORONTO (AL)	1-0	6.88	19	0	0	0	0	17.0	24	15	13	3	0	4	0	27	0	0	.320
	New Hampshire (EAS)	1-1	4.59	29	0	0	0	4	33.1	32	18	17	5	1	15	2	42	1	0	.252
	Buffalo (INT)	1-1	0.93	11	0	0	0	0	19.1	16	2	2	0	0	7	0	16	0	0	.216
2018	TORONTO (AL)	2-0	3.28	37	0	0	0	0	35.2	33	13	13	3	2	14	4	40	2	0	.244
	Buffalo (INT)	6-2	4.56	20	0	0	0	1	25.2	26	14	13	2	1	11	1	36	1	0	.265
2019	TORONTO (AL)	1-3	4.91	68	0	0	0	0	51.1	45	29	28	8	1	27	2	55	4	0	.230
2020									Did not play due to injury											
2021	TORONTO (AL)	5-2	3.40	61	0	0	0	1	53.0	40	21	20	5	3	12	0	57	2	0	.206
	Buffalo (AAA)	0-0	9.00	1	0	0	0	0	1.0	1	1	1	1	0	0	0	0	0	0	.250
2022	TORONTO (AL)	8-1	3.14	63	0	0	0	2	48.2	42	19	17	7	1	12	2	44	2	1	.237
	Buffalo (IL)	0-1	13.50	2	1	0	0	0	1.1	2	2	0	0	0	1	0	1	0	0	.200
2023	TORONTO (AL)	3-1	1.52	69	0	0	0	1	53.1	50	10	9	2	0	15	3	53	1	0	.251
	Minor Totals	17-18	4.04	160	7	0	0	13	256.0	256	137	115	13	6	119	5	269	21	1	.260
	MAJOR TOTALS	20-7	3.47	317	0	0	0	4	259.0	234	107	100	28	7	84	11	276	11	1	.240

### WILD CARD RECORD

Year	Club and Opp.	W-L	ERA	G	GS	CG	ShO	SV	IP	H	R	ER	HR	HB	BB	IBB	SO	WP	BK	AVG
2022	TOR vs. SEA	0-0	5.40	2	0	0	0	0	1.2	1	1	1	1	0	0	0	2	1	0	.167
2023	TOR vs. MIN	0-0	0.00	1	0	0	0	0	0.1	1	0	0	0	0	0	0	0	0	0	.500
	TOTALS	0-0	4.50	3	0	0	0	0	2.0	2	1	1	1	0	0	0	2	1	0	.250

### TRANSACTIONS

- Selected by the Toronto Blue Jays in the 12th round of the 2013 First-Year Player Draft
- On injured list (left ulnar neuritis) from May 23-June 3, 2019
- On injured list (left UCL tear) on September 18, 2019 for the remainder of the season
- On injured list (left elbow inflammation) from August 6-17, 2021
- On injured list (left elbow inflammation) from May 15-June 10, 2022
- On injured list (right shoulder dislocation) from Aug. 7-22, 2022



## GAME HIGHS

<b>ML Debut</b>	Aug. 15, 2017 vs. TB	<b>ER Allowed</b>	4 – 4x, last: June 14, 2019 at HOU
<b>Innings Pitched:</b>		<b>HR Allowed</b>	1 – 28x, last: Oct. 1, 2023 vs. TB
<b>Starter</b>	None	<b>Low Hit CG</b>	None
<b>Reliever</b>	2.0 – 5x, last: Sept. 3, 2018 vs. TB	<b>Last Win</b>	Aug. 22, 2023 at BAL
<b>Walks:</b>		<b>Last Save</b>	April 9, 2023 at LAA
<b>Starter</b>	None	<b>Last CG</b>	None
<b>Reliever</b>	4 – June 14, 2019 at HOU	<b>Last Sho</b>	None
<b>Strikeouts:</b>		<b>Last Start</b>	None
<b>Starter</b>	None	<b>Last Relief App.</b>	Oct. 1, 2023 vs. TB
<b>Reliever</b>	4 – 2x, last: April 4, 2023 at KC	<b>Longest Win Streak</b>	9G – Sept. 1, 2021-Sept. 26, 2022
<b>Hits Allowed</b>	4 – 5x, last: June 5, 2023 vs. HOU	<b>Longest Losing Streak</b>	2G – Aug. 17-21, 2019
		<b>Scoreless Innings Streak</b>	16.1 – Aug. 25, 2018 - March 30, 2019

## MILESTONES

Category	Date	Opponent	Notes
<b>Win</b>	1 Sept. 12, 2017	Baltimore	0.1 IP, K
<b>Save</b>	1 Aug. 29, 2021	at Detroit	1.1 IP, H

## PROFESSIONAL CAREER:

### MINORS:

- Posted career bests in WHIP (1.37), ERA (3.07), opponents' batting average (.238) and H/9 ratio (7.92) during the 2015 season at Class-A Lansing...Recorded a save in his 1st career professional postseason contest on Sept. 12, 2015 vs. West Michigan...Worked 2.1 innings that afternoon and allowed one run (2K).
- Was added to Toronto's Arizona Fall League roster after the 2015 campaign.
- Began the 2016 season at Advanced-A Dunedin...Posted a 1.66 ERA over 48.2 IP of work (28 games)...Named a Florida State League Mid-Season All-Star...On April 22 vs. Lakeland, combined to throw a no-hitter along with **Brad Allen** and **Adonys Cardona**...It was the first no-hitter recorded by Dunedin since 1992.
- Promoted to Double-A New Hampshire on June 20, 2016...Sent back to Dunedin on Aug. 4, after appearing in 14 games for the Fisher Cats (4.11 ERA, .281 AVG)...In 42 relief appearances between Dunedin and New Hampshire in 2016, combined to produce a 2.25 ERA with 30 walks and 65 strikeouts over 64.0 innings.

### 2017:

- Started the season with New Hampshire and was promoted to Triple-A Buffalo in July.
- Had his contract selected from Buffalo (1-1, 0.93 ERA in 11 games) on Aug. 14.
- Made his **MLB debut** on Aug. 15 vs. TB, tossing one inning (2H, K)...Struck out the 1st batter he faced (**Peter Bourjos**)... Became the first player from Millersville University to appear in a MLB game since RHP **Jim Todd** in 1979 (*courtesy MLB Network*).
- Was sent down to Buffalo on Aug. 19 and recalled again three days later.
- Picked up his 1st MLB win on Sept. 12 vs. BAL (0.1 IP, K).
- Recorded at least one strikeout in 17 of his 19 MLB games for a 14.29 SO/9 ratio (highest among Toronto pitchers) and a 6.75 SO/BB ratio (2nd highest).
- Allowed just one extra-base hit (a double) to a left-handed hitter while limiting them to a .206 average (7-for-34, 3BB, 12K).

### 2018:

- Gave up seven hits over his last 18 scoreless outings (15.2 IP, 4BB/19K)...His 15.2 scoreless frames was the 5th-longest active streak in the Majors and was the longest by a Blue Jay in 2018.
- Allowed runs in five of his 37 outings (13 ER/35.2 IP).
- Let only four of his 27 inherited runners score...The 14.8% rate was the best on the team.
- Recalled from Triple-A Buffalo on April 10, April 23, May 3, June 1, June 23, July 8 and Aug. 15...His seven recalls tied a franchise high (**Ryan Tepera** - 2016, **Leonel Campos** - 2017).
- Made his season debut on April 18 vs. KC (1.0 IP, H, BB, K).
- Struck out a career-high four batters over 2.0 frames on July 11 at ATL.
- Improved to 3-0 for his career with his 2nd win of the season on Sept. 28 at TB.

### 2019:

- Led the team with 68 appearances and 18 holds.
- Went 31.1 innings without allowing a homer from July 3, 2018-April 13, 2019.
- Gave up seven hits over 19 scoreless outings (16.1 IP, 5BB/20K) from Aug. 25, 2018-March 30, 2019.
- Landed on the injured list from May 23-June 3 with left ulnar neuritis.
- Picked up his lone win of the season on July 29 at KC (1.1 IP, 1H, 1K).
- Left the game on Sept. 13 vs. NYY with a left elbow injury after facing one batter.
- Underwent Tommy John reconstructive surgery on the ulnar collateral ligament in his left elbow on Sept. 18 in Dallas with Dr. Keith Meister.

### 2020:

- Spent the year recovering from Tommy John surgery which he had in September, 2019.
- Did his rehab at a facility in Lancaster, PA, near his home.



**2021:**

- Pitched a career-high 53.0 innings (51.1 in 2019) with a career-high 57 strikeouts (55 in 2019).
- His 38 inherited runners tied for 13th most in MLB...Stranded 30 of those runners, allowing 21.1% of inherited runners to score, the 10th-best mark in the Majors.
- From June 1 to the end of the season, went 4-2 with a 1.83 ERA (8 ER/39.1 IP) and a 0.74 WHIP.
- Made his season debut with a scoreless 1.0 IP on April 3 at NYY (H, 2K)...Was his first appearance since injuring his elbow on Sept. 13, 2019 vs. NYY.
- Picked up his 1st win of the season on April 25 at TB (0.1 IP, 2 H), his 1st victory since July 29, 2019 at KC.
- Allowed his first runs of the season on May 7 at HOU (1.1 IP, 2H, 2ER, HR) after 12 scoreless outings to start the year... Surrendered his first homer since Aug. 21, 2019 at LAD.
- Didn't allow an extra-base hit in 23 consecutive games from June 1-July 30, the 2nd-longest streak in club history (1st: **Duane Ward** - 24 games from Sept. 2, 1991-April 19, 1992).
- Placed on the injured list with left elbow inflammation from Aug. 6-17.
- Picked up his [1st career save](#) on Aug. 29 at DET, going 1.1 innings with a hit.

**2022:**

- Had a career-high eight wins (5 in 2021), 4th most among MLB relievers...Went 8-1 on the year (.889 win%), the 2nd-highest single-season winning percentage by a reliever in team history, min. four decisions (1st: Dennis Lamp - 11-0 in 1985).
- His 3.14 ERA was also a career-best mark (3.28 ERA in 2018).
- 48 of his 63 appearances were scoreless.
- Held lefty batters to a .162 average (12-for-74).
- Pitched a 1-2-3 8th inning (2K) on April 22 at HOU to pick up his 1st win of the season and the 10th of his career.
- Placed on the injured list with left forearm inflammation from May 15-June 10.
- Moved to 5-0 on July 26 vs. STL by retiring the only batter he faced in the 6th inning...Was his 2nd win in as many contests and 3rd W in five team games.
- Placed on the injured list from Aug. 7-22 with a right shoulder dislocation.
- Earned his 2nd career [save](#) by tossing 1.1 clean innings (K) on Sept. 10 at TEX.
- Threw a scoreless frame in his postseason debut in Game 1 of the ALWC on Oct. 7 vs. SEA.

**Statcast Data**

	2023	Career
<b>Strikeout %:</b>	24.7	25.7
<b>Walk %:</b>	7.0	7.9
<b>Hard Hit %:</b>	39.5	36.3
<b>Fastest Pitch:</b>	<a href="#">97.7 MPH</a>	June 27, 2021 vs. BAL

**TORONTO, 20 WINS IN A 25-GAME SPAN - ALL-TIME**

2015	(July/August)
2014	(May/June)
1999	(June/July)
1991	(June/July)
1989	(August/September)
1985	(May/June)







# McDOWELL MAX

82  
CATCHER

BIRTHDATE ..... January 12, 1994  
 OPENING DAY AGE ..... 30  
 BIRTHPLACE ..... Pittsburgh, PA  
 RESIDENCE ..... North Huntingdon, PA  
 INSTAGRAM ..... @max\_do\_well

BATS/THROWS ..... R/R  
 HEIGHT/WEIGHT ..... 6-2/207  
 CONTRACT STATUS ..... signed thru 2024  
 M.L. SERVICE ..... 0.000  
 OPTIONS USED ..... 0 of 3

**NON-ROSTER**

## PERSONAL:

- Maxwell Robert McDowell.
- Married to Emily McDowell, father to Maddox.
- Attended the University of Connecticut and played collegiately for three seasons (2013-15)...Named All-AAC First Team as a sophomore in 2014.
- Was a 2012 graduate of Norwin High School (PA), where he was named Western Pennsylvania Interscholastic Athletic League Player of the Year as a junior in 2011.
- Owner and instructor at The Baseball Academy of Norwin.

## LAST SEASON:

- Spent the majority of the season with the Phillies' Double-A team in Reading...Also played three games for Triple-A Lehigh Valley before being traded to the Blue Jays for cash considerations on Sept. 16...Suited up for a trio of games for Triple-A Buffalo at the end of the season.
- Drove in a career-high-tying 33 runs (also in 2017) while drawing a career-best 36 walks.

*Bold – career high; Red – league high*

Year	Club and League	AVG	G	AB	R	H	2B	3B	HR	RBI	BB	IBB	SO	SB	CS	OBP	SLG	OPS	SH	SF	HBP
2015	Brewers (ARIZ)	.228	23	79	9	18	4	0	2	6	7	0	10	3	0	.340	.354	.694	1	1	7
2016	Wisconsin (MIDW)	.270	98	345	48	93	21	1	1	27	33	0	62	21	3	.359	.345	.704	2	3	17
2017	Carolina (CARL)	.210	79	257	33	54	12	1	4	33	31	1	52	6	4	.318	.311	.629	1	5	12
2018	Carolina (CARL)	.222	47	153	16	34	6	1	2	12	14	0	36	2	1	.306	.314	.620	3	1	5
	Biloxi (SOUL)	.225	37	102	13	23	4	0	1	13	15	1	18	3	0	.344	.294	.638	0	3	5
2019	Biloxi (SOUL)	.213	87	258	31	55	14	0	4	22	35	1	58	2	0	.333	.314	.647	6	3	13
2021	Somerset (AANE)	.133	5	15	5	2	2	0	0	2	4	0	8	0	0	.381	.267	.648	0	0	2
	Scranton/Wilkes-Barre (AAAE)	.227	45	128	26	29	6	0	1	10	20	0	35	3	1	.381	.297	.678	1	0	12
2022	Scranton/Wilkes-Barre (IL)	.193	66	187	17	36	10	0	2	16	23	0	50	3	1	.293	.278	.571	0	1	4
2023	Reading (EL)	.224	68	210	23	47	2	0	6	26	35	0	64	0	2	.366	.319	.685	1	3	14
	Lehigh Valley (IL)	.300	3	10	1	3	1	0	0	4	0	0	3	0	0	.300	.400	.700	0	0	0
	Buffalo (IL)	.333	3	12	3	4	1	0	0	3	1	0	3	0	0	.385	.417	.802	0	0	0
<b>Minor Totals</b>		.227	561	1756	225	398	83	3	23	174	218	3	399	43	12	.339	.317	.656	15	20	91

## TRANSACTIONS

- Selected by the Milwaukee Brewers in the 13th round of the 2015 First-Year Player Draft
- Signed by the New York Yankees on June 28, 2020
- Signed by the Philadelphia Phillies on Dec. 10, 2022
- Traded to the Toronto Blue Jays in exchange for cash considerations on Sept. 16, 2023

## PROFESSIONAL CAREER:

### MINORS:

- Began his professional career in 2015 with the Brewers Rookie-level squad, appearing in 23 games while hitting .228 (18-for-79) with six extra-base hits and six RBI.
- Spent the 2016 season with Single-A Wisconsin...Was named a Midwest League midseason All-Star...Set career highs in hits (98) and doubles (21).
- Played for High-A Carolina during the 2017 campaign...Drew 31 walks against 52 strikeouts while driving in a career-high 33 runs.
- Split the 2018 season between Carolina and Double-A Biloxi...Combined to throw out 45 runners while allowing 42 stolen bases...Named a Carolina League midseason All-Star...Following the season, underwent right shoulder surgery on Dec. 6 by Dr. William Raasch.
- Spent the entirety of the 2019 season with Biloxi...Started 84 games at catcher and threw out 28 of 82 attempted base stealers (34.1%).
- Did not play in 2020 due to the canceled Minor League season...Spent the year at the Yankees alternate training site.
- Split the 2021 season between Double-A Somerset and Triple-A Scranton/Wilkes-Barre...Caught a 7.0-inning no-hitter by **RHP Sean Boyle** on Aug. 19 at WOR.
- Spent the 2022 campaign with Scranton/Wilkes-Barre...Threw out 14 of 64 attempted base stealers (22%).

BIOGRAPHIES

LAST SEASON

HISTORY

RECORDS

OPPONENTS

PLAYER DEV.

MEDIA & MISC.





NON-ROSTER

# PALMEGIANI

## DAMIANO

# 86

INFIELDER

BIRTHDATE ..... January 24, 2000  
 OPENING DAY AGE ..... 24  
 BIRTHPLACE ..... Caracas, Venezuela  
 RESIDENCE ..... Vancouver, BC  
 INSTAGRAM ..... @damiano\_p24

BATS/THROWS ..... R/R  
 HEIGHT/WEIGHT ..... 6-1/220  
 CONTRACT STATUS ..... signed thru 2024  
 M.L. SERVICE ..... 0.000  
 OPTIONS USED ..... 0 of 3

### PERSONAL:

- Damiano Palmegiani...Pronounced "DAH-mee-AH-no pal-meh-jee-AH-nee" (soft J).
- Grew up in Surrey, British Columbia.
- Played at the Vauxhall Academy of Baseball in high school, based in Alberta.
- His favourite players growing up were **José Bautista** and **Josh Donaldson**.
- Selected by the Blue Jays in the 35th round of the 2018 First-Year Player Draft...Did not come to an agreement with the team and instead attended Cal State University, Northridge.
- Spent one season with the CSUN Matadors, playing in 31 games hitting .157 (8-for-51) with three doubles and two RBI.
- Transferred to the College of Southern Nevada for one season in 2021, where he appeared in 63 games leading the junior college ranks in home runs (26), hitting .389 (79-for-203) with 13 doubles, three triples, 81 RBI, 14 stolen bases, and a 1.388 OPS.
- Ranked as the Blue Jays' 14th-highest ranked prospect entering the 2024 season, according to MLB.com...Listed as the 19th-ranked prospect according to Baseball America.

### LAST SEASON:

- Was named an MiLB.com Organization All-Star for the second straight season...Led all Blue Jays Minor Leaguers in extra-base hits (67) and total bases (223), while also ranking 2nd in homers (23), RBI (93), and doubles (33), and 3rd in walks (73).
- Appeared in 4 games at MLB Spring Training, recording a hit in four at-bats.
- Played for Team Canada at the WBC.
- Started the 2023 campaign at Double-A New Hampshire, hitting .249 (98-for-393) with 25 doubles, a triple, 19 homers, and 71 RBI with a .814 OPS...Finished the year at Triple-A Buffalo, appearing in 20 games batting .284 (21-for-74) with eight doubles, four home runs, and 22 RBI.
- Named an AFL Rising Star after playing in 22 games with the Surprise Saguaros, hitting .263 (21-for-80) with five doubles, a triple, six homers, 21 RBI, and 12 walks with a .941 OPS.

*Bold – career high; Red – league high*

Year	Club and League	AVG	G	AB	R	H	2B	3B	HR	RBI	BB	IBB	SO	SB	CS	OBP	SLG	OPS	SH	SF	HBP
2021	FCL Blue Jays (FCL)	.333	17	39	11	13	2	0	2	9	7	0	9	1	0	.458	.538	.996	0	0	2
2022	Dunedin (FL)	.256	56	195	30	50	14	1	11	37	23	0	47	2	0	.351	.508	.859	0	3	7
	Vancouver (NORW)	.224	62	228	44	51	11	0	13	46	31	0	60	3	0	.335	.443	.778	0	4	9
2023	New Hampshire (EL)	.249	108	393	57	98	25	1	19	71	58	0	125	6	0	.351	.463	.814	0	4	6
	Buffalo (IL)	.284	20	74	13	21	8	0	4	22	15	0	28	1	0	.427	.554	.981	0	2	5
<b>Minor Totals</b>		.251	263	929	155	233	60	2	49	185	134	0	269	13	0	.358	.478	.836	0	13	29

### TRANSACTIONS

- Selected by the Toronto Blue Jays in the 14th round of the 2021 First-Year Player Draft.

### PROFESSIONAL CAREER:

- Started his professional career in 2021 at the FCL Blue Jays, appearing in 17 games hitting .333 (13-for-39) with four extra-base hits and nine RBI.
- In 2022, started the campaign at Low-A Dunedin, hitting .256 (50-for-195) in 56 games with 14 doubles, a triple, 11 home runs, and 37 RBI, with a 859 OPS...Promoted to High-A Vancouver, playing in 62 games, hitting .224 (51-for-228) with 11 doubles, 13 homers, and 46 RBI.
- Was named an MiLB.com Organization All-Star...Finished the 2022 season with a career-high 24 home runs, hitting .239 (101-for-423) with 25 doubles, a triple, and 83 RBI.





# PARSONS WES

# 46 PITCHER

BIRTHDATE ..... September 6, 1992  
OPENING DAY AGE ..... 31  
BIRTHPLACE ..... Clarksville, TN  
RESIDENCE ..... Clarksville, TN  
INSTAGRAM ..... @parsons.wes1

BATS/THROWS ..... R/R  
HEIGHT/WEIGHT ..... 6-5/227  
CONTRACT STATUS ..... signed thru 2024  
M.L. SERVICE ..... 0.089  
OPTIONS USED ..... 2 of 3

### PERSONAL:

- Arthur Wesley Parsons.
- Attended Jackson State Community College in Jackson, TN.
- Enjoys hunting and playing golf in his free time.

### LAST SEASON:

- Made one start with the Blue Jays on October 1 vs. TB, allowing nine runs, 10 hits, and three walks over 4.0 innings pitched with three strikeouts...Marked his first MLB start of his career and his first MLB appearance since September 29, 2019 vs. MIL as a member of the Colorado Rockies.
- Reported to Single-A Dunedin after signing with the Blue Jays on May 8...Made a start allowing two runs, six hits, and a walk across 3.1 innings with a pair of strikeouts...Promoted to Triple-A Buffalo, where he spent the remainder of his stint in the Minor Leagues for the 2023 season.
- Named the Bisons' 2023 Warren Spahn Most Valuable Pitcher, going 9-4 with a 4.52 ERA in 17 starts for Buffalo...In 11 starts from July 1-Sept. 2, went 8-0 with a 3.20 ERA (20 ER/56.1 IP) and 70 strikeouts...Set a new career high with 11 strikeouts on September 2 against Indianapolis...Awarded International League Pitcher of the Week on July 2.

*Bold - career high; Red - league high*

Year	Club & League	W-L	ERA	G	GS	CG	SHO	SV	IP	H	R	ER	HR	HB	BB	IBB	SO	WP	BK	AVG	
2013	Rome (SALL)	7-7	2.63	19	19	1	1	0	109.2	91	44	32	5	9	21	0	101	11	1	.224	
2014	Lynchburg (CARL)	4-7	5.00	23	23	0	0	0	113.1	119	73	63	10	12	34	2	96	9	1	.271	
2015	Braves (GULF)	0-0	0.93	3	2	0	0	0	9.2	7	1	1	0	0	0	0	14	0	0	.206	
	Rome (SALL)	1-0	1.80	1	1	0	0	0	5.0	2	1	1	1	1	0	0	2	0	0	.118	
	Carolina (CARL)	1-0	7.20	1	1	0	0	0	5.0	8	4	4	0	1	1	0	0	2	0	.381	
2016	Braves (GULF)	0-0	2.70	4	1	0	0	0	6.2	8	2	2	0	0	0	0	9	1	0	.296	
	Carolina (CARL)	0-2	3.86	16	7	0	0	0	56.0	56	30	24	0	5	18	0	44	3	0	.264	
	Mississippi (SOUL)	0-0	0.00	1	1	0	0	0	4.0	1	0	0	0	0	2	0	2	0	0	.091	
2017	Mississippi (SOUL)	3-3	2.71	26	10	0	0	3	103.0	83	36	31	5	5	33	1	98	9	0	.219	
	Gwinnett (IL)	0-0	8.64	4	1	0	0	0	8.1	18	9	8	0	1	6	0	10	1	0	.429	
2018	ATLANTA (NL)	0-1	7.20	1	0	0	0	0	5.0	6	4	4	1	0	3	1	3	0	0	.316	
	Mississippi (SOUL)	1-2	1.23	8	7	0	0	0	29.1	24	11	4	1	1	10	0	28	4	0	.216	
	Gwinnett (IL)	7-4	3.27	16	14	0	0	1	88.0	77	33	32	7	3	25	0	76	1	1	.233	
2019	ATLANTA (NL)	1-2	3.52	17	0	0	0	0	15.1	11	7	6	2	1	13	0	12	0	0	.229	
	COLORADO (NL)	0-0	6.98	15	0	0	0	0	19.1	21	17	15	4	1	16	2	14	2	0	.288	
	2 Teams	<b>1-2</b>	<b>5.45</b>	<b>32</b>	0	0	0	0	<b>34.2</b>	<b>32</b>	<b>24</b>	<b>21</b>	<b>6</b>	<b>2</b>	<b>29</b>	<b>2</b>	<b>26</b>	<b>2</b>	<b>0</b>	.264	
	Gwinnett (IL)	2-3	2.86	27	0	0	0	0	4	56.2	58	24	18	1	4	21	0	54	3	0	.276
2021	NC Dinos (KBO)	4-8	3.72	24	24	1	0	0	133.0	109	56	55	9	11	63	0	148	10	1	-	
2022	NC Dinos (KBO)	1-2	3.56	8	8	0	0	0	43.0	34	19	17	4	1	21	0	43	8	0	-	
2023	TORONTO (AL)																				
	Dunedin (FL)	0-0	5.40	1	1	0	0	0	3.1	6	2	2	0	0	1	0	2	0	0	.400	
	Buffalo (IL)	9-4	4.52	17	17	0	0	0	81.2	68	44	41	11	4	45	0	98	4	0	.222	
	<b>KBO Totals</b>	5-10	3.68	32	32	1	0	0	176.0	143	75	72	13	12	84	0	191	18	1	-	
	<b>Minor Totals</b>	35-32	3.48	167	105	1	1	8	679.2	626	314	263	41	46	217	3	634	48	3	244	
	<b>MAJOR TOTALS</b>	1-3	5.67	33	0	0	0	0	39.2	38	28	25	7	2	32	3	29	2	0	.271	

### TRANSACTIONS

- Signed by the Atlanta Braves on July 30, 2012
- Claimed off waivers by the Colorado Rockies on August 19, 2019
- Signed by the Colorado Rockies on December 4, 2019
- Signed by the Toronto Blue Jays on May 8, 2023

### GAME HIGHS

**ML Debut** Aug. 9, 2018 at WAS  
**Innings Pitched:** None  
**Starter** None  
**Reliever** 5.0 - Aug. 9, 2018 at WAS  
**Walks:**  
**Starter** None  
**Reliever** 3 - 3x, last: Sept. 24, 2019 at SF  
**Strikeouts:**  
**Starter** None  
**Reliever** 3 - 2x, last: Aug. 26, 2019 vs. ATL  
**Hits Allowed** 6 - Aug. 9, 2018 at WAS

**ER Allowed** 4 - Aug. 9, 2018 at WAS  
**HR Allowed** 2 - Aug. 31, 2019 vs. PIT  
**Low Hit CG** None  
**Last Win** April 1, 2019 vs. CHC  
**Last Save** None  
**Last CG** None  
**Last ShO** None  
**Last Start** None  
**Last Relief App.** Sept. 29, 2019 vs. MIL  
**Longest Win Streak** 1G - April 1, 2019 vs. CHC  
**Longest Losing Streak** 2G - Aug. 9, 2018-March 30, 2019  
**Scoreless Innings Streak** 6.0 - April 1-17, 2019

BIOGRAPHIES

LAST SEASON

HISTORY

RECORDS

OPPONENTS

PLAYER DEV.

MEDIA & MISC.



**MILESTONES**

Category	Date	Opponent	Notes
Win	1 April 1, 2019	Chicago (NL)	as a reliever - 1.0 IP, 0H, 0ER, 0BB, 0K

**PROFESSIONAL CAREER:****MINORS:**

- Began his pro career in 2013 with the Class-A Rome Braves of the South Atlantic League...Picked up a pair of Pitcher of the Month Awards, one in June and another in August.
- Spent all of 2014 with Advanced-A Lynchburg and was tabbed by Baseball America as the Braves' 20th-best prospect entering the season...Kept a 5.00 ERA over 23 starts.
- Made two stints on the disabled list that limited him to just five appearances (four starts) in 2015, combining to go 2-0 with a 2.75 ERA (6 ER/19.2 IP) between the GCL Braves, Rome, and Advanced-A Carolina.
- Split his 2016 campaign between three levels of the Atlanta system, combining to go 0-2 with a 3.51 ERA (26 ER/66.2 IP) in 21 games (nine starts) for the GCL Braves, Carolina, and Double-A Mississippi.
- Appeared in 30 games (11 starts) between Mississippi and Triple-A Gwinnett in 2017, combining to go 3-3 with a 3.15 ERA (39 ER/111.1IP) and 108 strikeouts...The 111.1 innings came after throwing 86.1 combined innings over the previous two seasons...Ranked in the Top-10 among Braves farmhands (min. 75.0 IP) in starters ERA (6th, 3.15) and strikeouts (9th, 108)...Went 2-1 with a 2.24 ERA across 11 starts.

**2018:**

- Had three separate stints with Atlanta and made his 1st career MLB appearance...Spent the remainder of the season in the minors.
- Began the season with Double-A Mississippi and went 1-2 with a 1.23 ERA (4 ER/29.1 IP) in eight games (seven starts).
- Promoted to Triple-A Gwinnett on May 12 and the Braves selected his contract for the 1st time on June 27...Did not appear in that game and was optioned back to the Stripers that same day.
- Returned on Aug. 1 to Atlanta and again was optioned back the same day.
- Recalled on Aug. 7 and made his **MLB debut** on Aug. 9 at WAS, a 5.0-inning relief appearance...Allowed four runs to take a no-decision in the longest appearance by a Braves reliever in 2018.
- Finished out the season with the Stripers...Went 7-4 with a 3.27 ERA (32 ER/88.0 IP) and one save in 16 games, 14 starts at the Triple-A level.

**2019:**

- Made 32 combined appearances between the Atlanta Braves and the Rockies.
- Made 17 appearances for the Braves across three stints, allowing runs in four games.
- Picked up his 1st career win with a 1-2-3 inning on April 1 vs. CHC.
- Designated for assignment on Aug. 16 and claimed off waivers by Colorado on Aug. 19.
- Assigned to Triple-A Albuquerque, but did not make an appearance prior to being recalled by the Rockies on Aug. 22.
- Made his Rockies debut on Aug. 23 at STL (1.2 IP, 2 ER).
- Remained on the active roster for the remainder of the season...Appeared in 15 games, posting a 6.98 ERA (19.1 IP, 15 ER) with 16 walks and 14 strikeouts.

**2020:**

- Did not pitch due to the cancelled Minor League season.

**2021:**

- Signed with the NC Dinos of the Korean Baseball Organization.
- Kept a 3.72 ERA (55 ER/133.0 IP) while going 4-8 over 24 starts, including one complete game.

**2022:**

- Returned to the NC Dinos of the Korean Baseball Organization for a second straight year.
- Held a 3.56 ERA (17 ER/43.0 IP) and a 1.28 WHIP over eight starts.

**Statcast Data**

	2023	Career
Strikeout %:	11.5	15.5
Walk %:	11.5	17.0
Hard Hit %:	36.8	39.0
Fastest Pitch:	<a href="#">97.4 MPH</a>	Aug. 28, 2019 vs. BOS





# PEARSON NATE

# 24 PITCHER

BIRTHDATE ..... August 20, 1996  
OPENING DAY AGE ..... 27  
BIRTHPLACE..... Odessa, FL  
RESIDENCE..... Odessa, FL  
INSTAGRAM..... N/A

BATS/THROWS ..... R/R  
HEIGHT/WEIGHT ..... 6-6/255  
CONTRACT STATUS..... signed thru 2024  
M.L. SERVICE ..... 3.005  
OPTIONS USED ..... 2 of 3

### PERSONAL:

- Nathan Alexander Pearson.
- Attended Florida International for a year before transferring to Central Florida Community College in Ocala, FL...Went 5-2 with a 1.56 ERA in his 13 starts for Patriots in 2017 and struck out 118 batters over 81.0 innings (23 walks).
- Ranked by Baseball America as Toronto's 4th-best prospect after the 2017 season (91st overall), 6th after 2018 (70th overall) and then was ranked as the club's top prospect at the end of 2019.
- Ranked by MLB as Toronto's No. 1 prospect heading into 2020...Listed as Baseball America's 7th-best overall prospect.
- Ranked 14th overall and the Blue Jays' No. 1 by Baseball America heading into 2021...Named No. 1 RHP prospect by MLB Pipeline, as well as 10th overall and Toronto's No.1...Listed as Toronto's 2nd-best prospect by Baseball America (62nd overall) entering the 2022 season.
- Spends his leisure time golfing, jet skiing, and watching movies.

### LAST SEASON:

- Held opponents to a .153 AVG at home, trailing only **Alex Lange** (.138) for the best mark in the AL (min. 25.0 IP).
- On April 25 vs. CWS, made his first MLB appearance since Oct. 3, 2021 vs. BAL...Tossed a scoreless 8th inning (1.0 IP, HB, K).
- Got the final four outs in a 5-4 win during the back half of a doubleheader on July 6 at CWS for his 1st career [save](#).
- Put together a career-best 10.2 scoreless innings streak from June 24-July 18.
- Appeared in 20 games for the Bisons, posting a 1.74 ERA (4 ER/20.2 IP) with 14 hits, 15 walks, and 34 strikeouts for a 1.40 WHIP and a .184 opponents' average.

*Bold – career high; Red – league high*

Year	Club & League	W-L	ERA	G	GS	CG	ShO	SV	IP	H	R	ER	HR	HB	BB	IBB	SO	WP	BK	AVG
2017	GCL Blue Jays (GCL)	0-0	0.00	1	1	0	0	0	1.0	1	0	0	0	0	0	0	2	0	0	.250
	Vancouver (NWL)	0-0	0.95	7	7	0	0	0	19.0	6	2	2	0	0	5	0	24	2	0	.097
2018	Dunedin (FSL)	0-1	10.80	1	1	0	0	0	1.2	5	3	2	1	0	0	0	1	1	0	.500
2019	Dunedin (FSL)	3-0	0.86	6	6	0	0	0	21.0	10	2	2	2	0	3	0	35	0	0	.139
	New Hampshire (EAS)	1-4	2.59	16	16	0	0	0	62.2	41	18	18	4	2	21	0	69	6	0	.186
	Buffalo Bisons (INT)	1-0	3.00	3	3	0	0	0	18.0	12	6	6	2	1	3	0	15	2	0	.185
2020	TORONTO (AL)	1-0	6.00	5	4	0	0	0	18.0	14	15	12	5	0	13	0	16	1	0	.209
2021	TORONTO (AL)	1-1	4.20	12	1	0	0	0	15.0	14	8	7	2	0	12	0	20	5	0	.237
	Buffalo (AAA)	1-3	4.40	12	6	0	0	0	30.2	21	15	15	4	4	13	0	44	5	1	.189
2022	Dunedin (FL)	0-0	3.38	2	1	0	0	0	2.2	1	1	1	0	0	1	0	1	0	0	.125
	Buffalo (IL)	2-1	3.55	11	0	0	0	0	12.2	7	5	5	2	0	7	0	18	1	0	.163
2023	TORONTO (AL)	<b>5-2</b>	4.85	<b>35</b>	0	0	0	0	<b>1 42.2</b>	36	25	23	7	3	<b>18</b>	2	<b>43</b>	5	0	.226
	Buffalo (IL)	0-1	1.74	20	0	0	0	0	20.2	14	4	4	1	0	0	0	34	5	1	.184
<b>Minor Totals</b>		8-10	2.61	79	41	0	0	2	190.0	118	56	55	16	7	68	0	243	22	2	.176
<b>MAJOR TOTALS</b>		7-3	5.00	52	5	0	0	1	75.2	64	48	42	14	3	43	3	79	11	0	.225

### WILD CARD RECORD

Year	Club and Opp.	W-L	ERA	G	GS	CG	ShO	SV	IP	H	R	ER	HR	HB	BB	IBB	SO	WP	BK	AVG
2020	TOR vs. TB	0-0	0.00	1	0	0	0	0	2.0	0	0	0	0	0	0	0	5	0	0	.000

### TRANSACTIONS

- Selected by the Toronto Blue Jays in the 1st round (28th overall) of the 2017 First-Year Player Draft
- On injured list (right elbow tightness) from Aug. 19-September 23, 2020
- On injured list (right adductor strain) from March 29-April 28, 2021
- On injured list (mononucleosis) from April 4-October 5, 2022

### GAME HIGHS

<b>ML Debut</b>	July 29, 2020 at WAS	<b>ER Allowed</b>	5 – 2x, last: June 19, 2023 at MIA
<b>Innings Pitched:</b>		<b>HR Allowed</b>	3 – Aug. 18, 2020 at BAL
<b>Starter</b>	5-0 – 2x, last: Aug. 6, 2020 at ATL	<b>Low Hit CG</b>	None
<b>Reliever</b>	2-0 – 9x, last: July 18, 2023 vs. SD	<b>Last Win</b>	July 4, 2023 at CWS
<b>Walks:</b>		<b>Last Save</b>	July 6, 2023 at CWS
<b>Starter</b>	5 – May 9, 2021 at HOU	<b>Last CG</b>	None
<b>Reliever</b>	3 – Aug. 1, 2023 vs. BAL	<b>Last ShO</b>	None
<b>Strikeouts:</b>		<b>Last Start</b>	May 9, 2021 at HOU
<b>Starter</b>	5 – 2x, last: Aug. 6, 2020 at ATL	<b>Last Relief App.</b>	Sept. 21, 2023 at NYY
<b>Reliever</b>	4 – 2x, last: May 30, 2023 vs. MIL	<b>Longest Win Streak</b>	5G – Sept. 11, 2021-June 11, 2023
<b>Hits Allowed</b>	5 – Aug. 12, 2020 vs. MIA	<b>Longest Losing Streak</b>	1G – 3x, last: July 22, 2023 at SEA
		<b>Scoreless Innings Streak</b>	10.2 – June 24-July 18, 2023



## MILESTONES

Category	Date	Opponent	Notes
<b>Start</b>	1 July 29, 2020	at Washington	ND - 5.0 IP, 2H, 0ER, 2BB, 5K
<b>Win</b>	1 Sept. 25, 2020	Baltimore	as a reliever - 1.2 IP, 1H, 0ER, 1BB, 2K
<b>Save</b>	1 July 6, 2023	at Chicago (AL)	1.1 IP, H

## PROFESSIONAL CAREER:

## MINORS:

- Made eight starts in his 1st pro season in 2017: one for the GCL Blue Jays and seven for Class-A (short) Vancouver...Completed for a 0.90 ERA as he allowed just two runs over 20.0 innings while striking out 26 batters (0.60 WHIP).
- Made just one start in 2018 before having his season ended with a fractured right ulna when he was hit by a line drive.
- Played for the Surprise Saguaros in the Arizona Fall League and went 2-2 over six starts...Had his fastball reach as high as 104 MPH while there and was named to both the 2018 AFL Rising Stars Team and the All-Prospect Team.
- Started his 2019 campaign with Advanced-A Dunedin and posted a 0.86 ERA across six starts...Earned a promotion to Double-A New Hampshire on May 7 and held a 2.59 ERA in his 16 starts for the Fisher Cats...Was selected to the Futures Game where he threw a hitless inning with two strikeouts...Touched 101 MPH with his fastball on four occasions...Finished the year with three starts for Triple-A Buffalo...Went 1-0 while allowing six runs over 18.0 innings for a 3.00 ERA and a 0.83 WHIP (15K/3BB)...Threw 7.0 shutout innings in his Triple-A debut on Aug. 20 at Rochester...Allowed three hits and struck out three batters without issuing a walk on what was his 23rd birthday.

## 2020:

- Entered the season as Toronto's top-rated prospect by MLB and Baseball America (7th overall by BA; 8th overall by MLB).
- Made his **MLB Debut** on July 29 at WAS...Threw 5.0 scoreless innings, taking a no-decision as the Jays were shutout, 4-0, by **Max Scherzer** and the Nationals...Allowed two hits and two walks while striking out five batters...**Punched out** the 1st batter he faced (**Trea Turner**, becoming the 7th pitcher in team history to debut as a starter and strike out the 1st batter faced (last: **Matt Boyd** on June 27, 2015 vs. TEX)...Became the 3rd pitcher in Blue Jays history to throw 5+ scoreless innings in an MLB debut, joining **Mauro Gozzo** (Aug. 8, 1989 vs. TEX) and **Trent Thornton** (March 31, 2019 vs. DET)...Also became the 49th player in team history to make his MLB debut as a starting pitcher, following up **Thomas Hatch** from three days earlier (July 26 at TB).
- Made his 1st start at home on Aug. 12 vs. MIA...Lasted 2.1 frames while allowing seven runs (four earned) with five hits, four walks and one strikeout...Walked four batters for the 1st time in his professional career.
- Placed on the injured list from Aug. 19-Sept. 23 with right elbow tightness.
- Pitched in relief for the 1st time on Sept. 25 vs. BAL...Earned his 1st career win with 1.2 scoreless innings (1H, 1BB, 2K)...Struck out the 1st batter he faced (**Austin Hays**) with a **101.5 MPH** fastball, then the fastest pitch ever recorded by a Blue Jay (tracking began in 2008), surpassing the 101.2 MPH pitch by **Brandon Morrow** on Sept. 10, 2014 vs. CHC.
- Made his postseason debut in Game 2 of the ALWC on Sept. 30 at TB...Fired 2.0 frames in relief and retired all six batters faced...**Fanned five** hitters, the most by a reliever making his 1st career postseason appearance in club history...Became the 5th rookie all-time to strike out the first three batters faced in a postseason career, joining **John Candelaria** (4 in 1975) **Alan Hembree** (3 in 1995), **Dave Riske** (3 in 2001) and **Craig Kimbrel** (3 in 2010).

## 2021:

- Entered the season as Toronto's top-rated prospect by MLB and Baseball America...Named top RHP prospect by MLB Pipeline.
- Made 12 appearances for Triple-A Buffalo (six starts), going 1-3 with a 4.40 ERA and a .189 AVG (30.2 IP, 21H, 15ER, 4HR, 13BB, 44K).
- Placed on injured list from March 29-April 28 with a right adductor strain...Also landed on the Minor League IL from June 22-Aug. 13.
- Called up from Triple-A Buffalo on May 9 and lasted 2.1 innings in his only MLB start of the season (5th career start) at HOU (4H, 3ER, 5BB, 0K).
- Recalled again from Buffalo on Sept. 1 and made 11 relief appearances to close out the year.
- Went 1-0 with a 2.84 ERA (4 ER/12.2 IP), seven walks, and 20 strikeouts for a 1.34 WHIP out of the bullpen.
- Threw a **101.8 MPH fastball** on Sept. 30 vs. NYY, the fastest ever tracked (since 2008) by a Blue Jays pitcher, breaking his own 101.5 MPH record from Sept. 25, 2020.

## 2022:

- Made two appearances in Spring Training before he was sidelined through the start of the regular season with mono-nucleosis.
- Sustained a right lat strain while building back up in June and then spent time later in the summer rehabbing with Single-A Dunedin and Triple-A Buffalo.
- Pitched in 12 games for the Tigres Del Licey of the Dominican Winter League, fanning 16 batters without allowing an earned run over 12.0 innings (5H, 4BB, .128 AVG).

## Statcast Data

	2023	Career
<b>Strikeout %:</b>	23.6	23.7
<b>Walk %:</b>	9.9	12.9
<b>Hard Hit %:</b>	47.5	45.0
<b>Fastest Pitch:</b>	<a href="#">101.9 MPH</a>	June 15, 2023 at BAL







# POP ZACH

**56**  
PITCHER

BIRTHDATE ..... September 20, 1996  
 OPENING DAY AGE ..... 27  
 BIRTHPLACE ..... Brampton, ON  
 RESIDENCE ..... Brampton, ON  
 INSTAGRAM ..... N/A

BATS/THROWS ..... R/R  
 HEIGHT/WEIGHT ..... 6-4/233  
 CONTRACT STATUS ..... signed thru 2024  
 M.L. SERVICE ..... 2.024  
 OPTIONS USED ..... 2 of 3

## PERSONAL:

- Zachery Michael Pop.
- Attended Notre Dame Catholic High School in Brampton, Ontario...Also played golf, volleyball, and hockey while at Notre Dame.
- Was a member of the Canadian Junior National Team before college.
- Spent three years at the University of Kentucky from 2015-2017, going 1-3 with a 4.58 ERA in 74.2 innings...Made two starts as a freshman and six starts as a sophomore.
- Is the 29th Canadian-born player to take the field for the Blue Jays.

## LAST SEASON:

- Became the 1st Canadian-born player to earn the win in a Blue Jays Home Opener on April 11 vs. DET (1.2 IP, 2K).
- Placed on the injured list with a right hamstring strain from May 5-July 8.
- Made 34 appearances between Single-A Dunedin and Triple-A Buffalo, going 1-2 with a 5.05 ERA (20 ER/35.2 IP) and a 1.43 WHIP.

*Bold – career high; Red – league high*

Year	Club & League	W-L	ERA	G	GS	CG	SHO	SV	IP	H	R	ER	HR	HB	BB	IBB	SO	WP	BK	AVG	
2017	Dodgers (ARIZ)	0-0	0.00	5	0	0	0	0	5.0	2	0	0	0	0	2	0	5	0	0	.125	
2018	Great Lakes (MIDW)	0-2	2.20	11	0	0	0	0	16.1	12	8	4	1	0	7	0	24	0	0	.194	
	Rancho Cucamonga (CALL)	1-0	0.33	19	0	0	0	0	7	27.0	13	1	1	0	2	6	0	23	3	0	.149
	Bowie (EL)	1-1	2.53	14	0	0	0	1	21.1	14	7	6	0	1	6	0	17	2	0	.189	
2019	Bowie (EL)	1-0	0.84	8	0	0	0	0	10.2	7	1	1	0	2	4	0	11	1	0	.184	
2021	MIAMI (NL)	1-0	4.12	<b>50</b>	0	0	0	0	<b>54.2</b>	54	29	25	3	8	24	2	<b>51</b>	2	0	.254	
	Jupiter (LASE)	0-0	3.86	2	1	0	0	0	2.1	3	1	1	0	0	0	0	3	0	0	.333	
2022	MIAMI (NL)	2-0	3.60	18	0	0	0	0	20.0	23	9	8	1	1	2	0	14	1	0	.288	
	TORONTO (AL)	2-0	1.89	17	0	0	0	0	19.0	18	4	4	1	1	2	0	11	0	0	.254	
	2 TEAMS	<b>4-0</b>	<b>2.77</b>	35	0	0	0	0	39.0	41	13	12	2	2	4	0	25	1	0	.272	
	Jacksonville (IL)	0-1	2.22	19	0	0	0	0	24.1	28	8	6	0	1	8	0	20	2	0	.298	
	Buffalo (IL)	0-0	4.91	4	0	0	0	0	3.2	3	3	2	0	1	4	0	5	0	0	.200	
2023	TORONTO (AL)	<b>1-1</b>	6.59	15	0	0	0	0	13.2	11	11	10	4	0	6	0	14	1	0	.220	
	Dunedin (FL)	0-0	0.00	3	0	0	0	0	3.0	1	0	0	0	1	1	0	2	0	0	.100	
	Buffalo (IL)	1-2	5.51	31	0	0	0	1	32.2	36	21	20	4	1	13	0	32	0	0	.277	
	<b>Minor Totals</b>	4-6	2.52	116	1	0	0	0	9	146.1	119	50	41	5	9	51	0	142	8	0	.222
	<b>MAJOR TOTALS</b>	6-1	3.94	100	0	0	0	0	107.1	106	53	47	9	10	34	2	90	4	0	.256	

## WILD CARD RECORD

Year	Club and Opp.	W-L	ERA	G	GS	CG	ShO	SV	IP	H	R	ER	HR	HB	BB	IBB	SO	WP	BK	AVG
2022	TOR vs. SEA	0-0	0.00	1	0	0	0	0	0.1	2	0	0	0	0	0	0	1	0	0	.667

## TRANSACTIONS

- Selected by the Los Angeles Dodgers in the 7th round of the 2017 First-Year Player Draft
- Traded to the Baltimore Orioles along with OF Yusniel Diaz, RHP Dean Kremer, INF Rylan Bannon, and INF Breyvic Valera in exchange for INF Manny Machado on July 18, 2018
- Selected by the Arizona Diamondbacks in the Rule 5 Draft on December 10, 2020
- Traded to the Miami Marlins in exchange for future considerations on December 10, 2020
- On injured list (right middle finger soreness) from August 14-31, 2021
- Traded to the Toronto Blue Jays along with RHP Anthony Bass and a Player To Be Named Later in exchange for INF Jordan Groshans on August 2, 2022
- On injured list (right hamstring strain) from May 5-July 8, 2023

BIOGRAPHIES

LAST SEASON

HISTORY

RECORDS

OPPONENTS

PLAYER DEV.

MEDIA & MISC.



## GAME HIGHS

<b>ML Debut</b>	April 3, 2021 vs. TB	<b>ER Allowed</b>	5 – June 4, 2021 at PIT
<b>Innings Pitched:</b>		<b>HR Allowed</b>	1 – 9x, last: May 4, 2023 at BOS
<b>Starter</b>	None	<b>Low Hit CG</b>	None
<b>Reliever</b>	2-1 – June 18, 2021 at CHC	<b>Last Win</b>	April 11, 2023 vs. DET
<b>Walks:</b>		<b>Last Save</b>	None
<b>Starter</b>	None	<b>Last CG</b>	None
<b>Reliever</b>	3 – 2x, last: July 5, 2021 vs. LAD	<b>Last ShO</b>	None
<b>Strikeouts:</b>		<b>Last Start</b>	None
<b>Starter</b>	None	<b>Last Relief App.</b>	May 4, 2023 at BOS
<b>Reliever</b>	3 – 5x, last: April 17, 2023 at HOU	<b>Longest Win Streak</b>	6G – June 30, 2021-April 11, 2023
<b>Hits Allowed</b>	6 – June 4, 2021 at PIT	<b>Longest Losing Streak</b>	1G – April 30, 2023 vs. SEA
		<b>Scoreless Innings Streak</b>	11.1 – April 17-May 20, 2021

## MILESTONES

Category	Date	Opponent	Notes
Win	1 June 30, 2021	at Philadelphia	as a reliever - 1.0 IP, H, OER

## PROFESSIONAL CAREER:

### MINORS:

- In 2017, made his professional debut for the AZL Dodgers...Pitched in five games, allowing two hits and no runs in 5.0 innings.
- Made 44 appearances in 2018 and posted a 2-3 record and a 1.53 ERA (11 ER/64.2 IP) with 64 strikeouts across three different levels (Single-A Great Lakes, Advanced-A Rancho Cucamonga, and Double-A Bowie) in 2018...Allowed one earned run from April 17-July 11, totaling 40.2 innings pitched and 28 games...Posted a 0.33 ERA (1 ER/27.0 IP) in 14 games with Rancho Cucamonga...Held right-handers to a .162 batting average and left-handers to a .194 average.
- Traded from the Dodgers to the Orioles on July 18, 2018 in a deal that sent INF Manny Machado to the Dodgers.
- Pitched for Double-A Bowie in the Orioles organization in 2019...Worked in eight games, going 1-0 with an 0.84 ERA in 10.2 innings before suffering an elbow injury that would require Tommy John surgery.
- Did not pitch in 2020 as he recovered from Tommy John surgery.
- Was selected by the Arizona Diamondbacks in the 2020 Rule 5 Draft and traded to the Marlins for a player to be named later.

### 2021:

- Pitched in 50 games for the Marlins in 2021, finishing the season 1-0 with a 4.12 ERA while fanning 51 batters.
- Made his **MLB debut** on April 3 vs. TB...Pitched a scoreless, hitless inning.
- Earned his 1st Major League win on June 30 at PHI as he pitched a scoreless inning.
- Had a scoreless-innings streak of 11.1 frames (nine appearances) from April 17-May 20.

### 2022:

- Allowed just four of his 21 inherited runners to score (19.0%).
- 28 of his 35 outings were scoreless.
- Kept a 3.60 ERA (8 ER/20.0 IP) while going 2-0 in 18 games with the Marlins.
- Went 2-0 with a 1.89 ERA (4 ER/19.0 IP) and a 1.05 WHIP in 17 games for Toronto.
- Traded to Toronto on Aug. 2.
- Made his Blue Jays debut on Aug. 5 at MIN, allowing two hits over 1.0+ inning...Became the 29th Canadian-born player to suit up for the Blue Jays.
- Earned his 1st win as a Blue Jay on Sept. 21 at PHI (2.0, H, 2K), the 8th Canadian pitcher to get a W for Toronto.
- Picked up his 4th win of the year with 2.0 shutout frames (2K) on Oct. 2 vs. BOS...Along with **Jordan Romano**, became the 1st set of Canadian-born Blue Jays to earn the win and the save in the same game.
- Did not allowed a run in his last eight games of the regular season (10.2 IP, 6H, 2BB, 9K).
- Made his postseason [debut](#) in Game 1 of the ALWC vs. SEA on Oct. 7 (0.1IP, 2H, K).

## Statcast Data

	2023	Career
<b>Strikeout %:</b>	25.0	19.6
<b>Walk %:</b>	10.7	7.4
<b>Hard Hit %:</b>	44.4	39.1
<b>Fastest Pitch:</b>	<a href="#">99.2 MPH</a>	July 25, 2022 at CIN





# RICHARDS TREVOR

# 33 PITCHER

BIRTHDATE ..... May 15, 1993  
OPENING DAY AGE ..... 30  
BIRTHPLACE..... Aviston, IL  
RESIDENCE..... Aviston, IL  
INSTAGRAM..... @trevrchrds

BATS/THROWS ..... R/R  
HEIGHT/WEIGHT ..... 6-2/205  
CONTRACT STATUS..... signed thru 2024  
M.L. SERVICE ..... 5.084  
OPTIONS USED ..... 3 of 3

### PERSONAL:

- Trevor Michael Richards.
- Trevor and his wife, Aunna, married in November of 2019 in the chapel at Drury University...Trevor graduated from Drury and returns there for offseason workouts...Drury is a small private school with an enrollment of less than 1,600 undergraduates...Trevor is just the 6th major leaguer in its history and the first since outfielder **Bill Virdon** finished playing in 1968.
- After pitching for the independent Gateway Grizzlies in 2015, entered the hiring process for the U.S. Border Patrol...He decided to give baseball one more shot in 2016 and signed with Miami that July.

### LAST SEASON:

- Owned a 36.8 whiff percentage, 5th highest among MLB pitchers (min. 70IP).
- His 13.00 SO/9 was 3rd best among MLB hurlers (min. 70IP).
- Was 0-1 with a 3.00 ERA (3 ER/9.0 IP) in three starts (5H, 2HR, 3BB, 14K).
- Retired all nine batters he faced on May 25 vs. TB, tossing 3.0 shutout frames with three strikeouts...Marked the longest scoreless relief outing of his career.
- Made his 1st start of the season on June 10 vs. MIN, throwing 3.0 scoreless innings (H, BB, 7K)...Marked his most K's since July 22, 2019 at CWS (7)...Racked up 16 swing-and-misses, his most in a single game since Aug. 26, 2020 vs. BAL (17).
- Tossed 3.0 shutout innings in his 3rd start of the year on June 28, 2023 vs. SF (H, BB, 5K)...Fanned **Patrick Bailey** in the 1st to reach **500 career strikeouts**.
- Placed on the injured list with neck inflammation from Aug. 2-17...Appeared in one rehab game for Triple-A Buffalo on Aug. 16 vs. ROC (1.0, BB, K).

*Bold – career high; Red – league high*

Year	Club & League	W-L	ERA	G	GS	CG	SHO	SV	IP	H	R	ER	HR	HB	BB	IBB	SO	WP	BK	AVG
2016	Batavia (NYP)	0-0	1.69	3	1	0	0	0	10.2	9	5	2	1	0	2	0	15	4	0	.225
	Greensboro (SAL)	2-3	2.68	8	8	0	0	0	43.2	29	17	13	3	6	14	0	38	7	0	.186
2017	Jacksonville (SOU)	5-7	2.87	14	14	0	0	0	75.1	67	32	24	4	3	18	1	77	3	0	.231
	Jupiter (FSL)	7-4	2.17	13	11	0	0	0	70.2	54	21	17	2	5	12	0	81	4	0	.204
2018	MIAMI (NL)	4-9	4.42	25	<b>25</b>	0	0	0	126.1	121	65	62	15	5	54	5	<b>130</b>	8	1	.253
	New Orleans (PCL)	3-2	2.06	6	6	0	0	0	39.1	31	10	9	4	2	4	0	37	0	0	.215
2019	MIAMI (NL)	3-12	4.50	23	20	0	0	0	112.0	104	56	56	16	5	51	6	103	4	0	.248
	TAMPA BAY (AL)	3-0	1.93	7	3	0	0	0	23.1	23	7	5	3	0	5	0	24	0	0	.253
	2 TEAMS	<b>6-12</b>	4.06	30	23	0	0	0	<b>135.1</b>	127	63	61	19	5	<b>56</b>	6	127	4	0	.249
	Durham (INT)	0-0	1.69	3	3	0	0	0	5.1	4	1	1	0	0	0	0	8	1	0	.200
2020	TAMPA BAY (AL)	0-0	5.91	9	4	0	0	0	32.0	44	24	21	6	0	11	0	27	1	0	.321
2021	TAMPA BAY (AL)	0-0	4.50	6	0	0	0	1	12.0	9	6	6	2	0	3	0	16	1	0	.205
	MILWAUKEE (NL)	3-0	3.20	15	0	0	0	0	19.2	15	7	7	3	0	9	1	25	6	0	.208
	TORONTO (AL)	4-2	3.31	32	0	0	0	0	32.2	16	13	12	7	0	10	0	37	1	0	.143
	3 TEAMS	<b>7-2</b>	<b>3.50</b>	53	0	0	0	<b>1</b>	64.1	40	26	25	12	0	22	1	78	8	0	.175
	Durham (AAA)	1-0	0.00	7	0	0	0	0	7.1	3	0	0	0	0	1	0	12	0	0	.120
2022	TORONTO (AL)	3-2	5.34	<b>62</b>	4	0	0	0	64.0	57	41	38	9	1	35	1	82	3	0	.238
	Buffalo (IL)	0-1	27.00	1	0	0	0	0	1.0	3	3	3	2	0	0	0	1	0	0	.500
2023	TORONTO (AL)	2-1	4.95	56	3	0	0	0	72.2	63	41	40	13	2	35	3	105	5	0	.228
	<b>Minor Totals</b>	18-17	2.45	55	43	0	0	0	253.1	200	89	69	16	16	55	1	269	19	0	.211
	<b>MAJOR TOTALS</b>	22-26	4.49	235	59	0	0	1	494.2	452	260	247	74	13	213	16	549	29	1	.242

### WILD CARD RECORD

Year	Club and Opp.	W-L	ERA	G	GS	CG	ShO	SV	IP	H	R	ER	HR	HB	BB	IBB	SO	WP	BK	AVG
2022	TOR vs. SEA	0-0	0.00	1	0	0	0	0	1.0	0	0	0	0	0	1	0	1	0	0	.000

### TRANSACTIONS

- Signed by the Miami Marlins as an undrafted free agent on July 7, 2016
- Traded to the Tampa Bay Rays along with RHP Nick Anderson in exchange for OF Jesus Sanchez and RHP Ryne Stanek on July 31, 2019
- Traded to the Milwaukee Brewers along with SS Willy Adames in exchange for RHP J.P. Feyereisen and RHP Drew Rasmussen on May 21, 2021
- Traded to the Toronto Blue Jays along with RHP Bowden Francis in exchange for 1B Rowdy Tellez on July 6, 2021
- On injured list (neck strain) from June 18-July 2, 2022
- On injured list (neck inflammation) from August 2-17, 2023

### Statcast Data

	2023	Career
Strikeout %:	33.3	25.8
Walk %:	11.1	10.0
Hard Hit %:	37.6	38.0
Fastest Pitch:	95.3 MPH	Aug. 20, 2021 vs. DET



## GAME HIGHS

<b>ML Debut</b>	April 2, 2018 vs. BOS	<b>ER Allowed</b>	7 – July 22, 2019 at CWS
<b>Innings Pitched:</b>		<b>HR Allowed</b>	2 – 17x, last: June 17, 2023 at TEX
<b>Starter</b>	7.0 – 4x, last: June 8, 2019 vs. ATL	<b>Low Hit CG</b>	None
<b>Reliever</b>	4.0 – Aug. 9, 2020 vs. NYY	<b>Last Win</b>	Sept. 24, 2023 at TB
<b>Walks:</b>		<b>Last Save</b>	April 20, 2021 at KC
<b>Starter</b>	7 – July 8, 2018 at WAS	<b>Last CG</b>	None
<b>Reliever</b>	3 – 2x, last: Sept. 12, 2023 vs. TEX	<b>Last Sho</b>	None
<b>Strikeouts:</b>		<b>Last Start</b>	June 28, 2023 vs. SF
<b>Starter</b>	10 – April 25, 2018 at LAD	<b>Last Relief App.</b>	Oct. 1, 2023 vs. TB
<b>Reliever</b>	4 – 9x, last: July 29, 2023 vs. LAA	<b>Longest Win Streak</b>	7G – Aug. 23, 2019–July 24, 2021
<b>Hits Allowed</b>	11 – June 14, 2019 vs. PIT	<b>Longest Losing Streak</b>	7G – June 8–July 22, 2019
		<b>Scoreless Innings Streak</b>	10.2 – June 1–21, 2021

## MILESTONES

Category	Date	Opponent	Notes
<b>Start</b>	1 April 2, 2018	Boston	L - 4.1 IP, 8H, 5ER, HR, BB, 5K
<b>Win</b>	1 June 12, 2018	San Francisco	as a starter - 6.0 IP, 2H, ER, 3BB, 2K
<b>10+ Strikeout Games (1)</b>			
	1 April 25, 2018	at Los Angeles (NL)	10 strikeouts
<b>Save</b>	1 April 20, 2021	at Kansas City	3.0 IP, H, ER, 4K

## PROFESSIONAL CAREER:

### MINORS:

- Signed with the Marlins on July 7, 2016 after making nine appearances (8 starts) for the Gateway Grizzlies in independent ball...Split his 1st affiliated professional season between Class-A (short) Batavia and Class-A Greensboro.
- Named the 2017 Marlins Minor League Pitcher of the Year...Led Marlins minor leaguers with 158 strikeouts and ranked 2nd with 12 wins...Split the season between Advanced-A Jupiter and Double-A Jacksonville, going 12–11 with a 2.53 ERA (41 ER/146.0 IP) in 27 appearances (25 starts)...Named to the FSL Mid-Season All-Star Team prior to his June 21 promotion... Named FSL Pitcher of the Week for May 29–June 4 after pitching six scoreless innings with 11 K's on June 2 at Dunedin... Named to the Marlins Organizational All-Star Team by MLB.com...Ranked by Baseball America as the No. 22 prospect in the Marlins system following the season...The publication also tabbed him as having the Best Changeup in the organization.

### 2018:

- Began the 2018 season in the Marlins' starting rotation and made 25 starts over two stints with the club, his 1st career Major League action...Optioned on April 28 after six starts but was recalled on June 7 for the remainder of the season.
- Made his **MLB debut** on April 2 vs. BOS in the Marlins' 5th game...Took the loss after allowing a go-ahead, two-run double to **Christian Vázquez** in the 4th inning and a two-run homer to **Hanley Ramírez** in the 5th.
- On April 25 at LAD, yielded one hit in 4.2 scoreless innings and recorded 10 strikeouts...Became the 6th rookie pitcher since 1913 to record double-digit strikeouts in a start of fewer than 5.0 innings, and the 1st to do it in a scoreless start... Was the 3rd Marlin with a double-digit strikeout outing within his first five career games, and the first since **Chuck Smith** on June 19, 2000 vs. MIL (11).
- Recorded his 1st career win on June 12 vs. SF...Yielded two hits, and his only run allowed in 6.0 IP was an RBI groundout.

### 2019:

- Spent most of the 2019 season in the Majors, split between the Marlins and Rays organizations.
- Acquired by Tampa Bay in a four-player deal just minutes before the July 31 trade deadline...Optioned to Triple-A Durham after the trade and made three starts there before his Aug. 18 recall.
- Went 3-0 with a 1.93 ERA (5 ER/23.1 IP) in seven games (three starts) with the Rays...Only allowed five walks in 23.1 IP with the Rays for a 1.93 BB/9, compared to a 4.10 BB/9 ratio with the Marlins.

### 2020:

- Pitched in nine games (four starts) spanning three stints with the Rays.
- Made his 3rd consecutive Opening Day roster, following 2018–2019 with Miami.
- Added to the ALDS roster prior to Game 4, replacing **Oliver Drake** (right flexor tendon strain), but did not pitch...Was not on the postseason roster for the Wild Card Series, ALCS or World Series.

### 2021:

- Pitched for Tampa Bay, Milwaukee, and Toronto, combining to go 7–2 with a 3.50 ERA (25 ER/64.1 IP) over 53 games... The seven wins and 53 outings were both career marks.
- Started the season with the Rays, posting a 4.50 ERA (6 ER/12.0 IP) over nine appearances.
- Traded to Milwaukee as part of a four-player deal on May 21.
- Notched his **1st professional save** on April 20 at KC (3.0 IP in a 14–7 win).
- Went 3-0 with a 3.20 ERA (7 ER/19.2 IP) in 15 games for the Brewers.
- Put together a career-long 10.2 scoreless innings streak over eight appearances from June 1–21.
- Acquired from the Brewers along with **Bowden Francis** for **Rowdy Tellez** on July 6.
- Made his Blue Jays debut on July 7 at BAL with a 1–2–3 6th inning (1K).
- Earned his 1st win as a Blue Jay on July 24 at NYM (1.0 IP, H, 3K), improving to 4–0 overall this season.
- Went 4–2 with a 3.31 ERA and a 0.80 WHIP in 32 games with Toronto.

### 2022:

- Pitched in a career-high 62 games...Was ER-free in 45 of those outings.
- Went 0–1 with a 2.08 ERA (1 ER/4.1 IP) over his four starts (5H, BB, 7K).
- Placed on the injured list with a neck strain from June 18–July 2...Made one rehab appearance at Triple-A Buffalo (1.0, 3ER).
- Had a 4.33 ERA (17 ER/35.1 IP) with 49 strikeouts in 33 games after his return from the IL.
- Made his 1st start of the season and the 53rd of his career on Sept. 3 at PIT (last: Sept. 17, 2020 at BAL).
- Threw a shutout frame in his postseason **debut** in Game 1 of the ALWC vs. SEA on Oct. 7 (1.0, BB, K).





# ROBERTSON

## WILL

88  
OUTFIELDER

NON-ROSTER

BIRTHDATE ..... December 26, 1997  
 OPENING DAY AGE ..... 26  
 BIRTHPLACE ..... Loose Creek, MO  
 RESIDENCE ..... Loose Creek, MO  
 INSTAGRAM ..... @jonw21

BATS/THROWS ..... L/L  
 HEIGHT/WEIGHT ..... 6-3/210  
 CONTRACT STATUS ..... signed thru 2024  
 M.L. SERVICE ..... 0.000  
 OPTIONS USED ..... 0 of 3

### PERSONAL:

- Jonathan Will Robertson.
- Graduated from Fatima High School in Westphalia, MO in 2016...Named to the All-State First Team three times, also earning First-Team honours in both district and conference...Led his team to the Class 3 State Title in 2015, where he hit the game-winning home run.
- Attended Creighton University, playing three seasons for the Blue Jays, where he appeared in 153 games combined batting .307 (181-for-589) with 46 doubles, six triples, 30 home runs, and 147 RBI...Named a Collegiate Baseball Freshman All-American and Second Team All-Big East in 2017, First Team All-Big East and ABCA/Rawlings Second Team All-Region in 2018, and the Big-East Co-Preseason Player of the Year and a Preseason All-American in 2019.

### LAST SEASON:

- Spent the entire campaign with Double-A New Hampshire, setting career-highs in games played (103), hits (89), doubles (25), triples (3), home runs (19), RBI (57), walks (40), and stolen bases (9), batting .245 (89-for-363) with an .811 OPS.
- Named EAS Player of the Week for the second time in his career on the week of July 3-9, 2023, batting .423 (11-for-26) across six games with five doubles, a homer, and six RBI with a 1.175 OPS.
- Played for the Surprise Saguaros of the Arizona Fall League, being named an AFL Rising Star alongside his teammate and fellow Blue Jays prospect **Damiano Palmegiani**, after hitting .279 (19-for-68) in 21 games with three doubles, a triple, three homers, 20 RBI, and 19 walks for a .449 OBP and .935 OPS.

*Bold – career high; Red – league high*

Year	Club and League	AVG	G	AB	R	H	2B	3B	HR	RBI	BB	IBB	SO	SB	CS	OBP	SLG	OPS	SH	SF	HBP
2019	Vancouver (NORW)	.268	61	228	33	61	11	1	6	33	31	0	49	1	2	.365	.404	.769	0	0	4
2021	FCL Blue Jays (FCL)	.308	4	13	6	4	0	1	1	5	4	0	1	1	0	.500	.692	1.192	0	0	1
	Vancouver (HAW)	.235	56	221	35	52	16	1	5	26	17	0	75	2	2	.310	.385	.695	0	2	8
2022	FCL Blue Jays (FCL)	.100	3	10	1	1	0	0	1	2	0	0	5	0	0	.100	.400	.500	0	0	0
	Dunedin (FL)	.615	3	13	2	8	0	1	2	3	1	0	1	0	0	.643	1.231	1.874	0	0	0
	New Hampshire (EL)	.215	90	307	39	66	21	0	12	41	27	0	96	1	4	.291	.401	.692	0	0	6
2023	New Hampshire (EL)	.245	103	363	60	89	25	3	19	57	40	0	109	9	3	.323	.488	.811	0	5	4
	<b>Minor Totals</b>	.243	320	1155	176	281	73	7	46	167	120	0	336	14	11	.325	.438	.763	0	7	23

### TRANSACTIONS

- Selected by the Toronto Blue Jays in the 4th round of the 2019 First-Year Player Draft

### PROFESSIONAL CAREER:

- In 2019, began his professional career at High-A Vancouver, hitting .268 (61-for-228) over 61 games with 11 doubles, a triple, six homers, and 33 RBI...Spent most of his time defensively in right field, with 11 games played combined in left field and as the team's designated hitter.
- Named NWL Player of the Week, the week of August 26-September 2, 2019, after hitting .458 (11-for-24) over the last six games of the season, with four extra-base hits and eight RBI for an OPS of 1.427.
- Did not play in the 2020 season due to the cancelled minor league season.
- Started the 2021 season with the FCL Blue Jays, collecting four hits including two extra-base hits in just four games...Promoted to High-A Vancouver, batting .235 (52-for-221) over 56 games with 16 doubles, a triple, five home runs, and 26 RBI.

BIOGRAPHIES

LAST SEASON

HISTORY


RECORDS

OPPONENTS

PLAYER DEV.

MEDIA & MISC.





NON-ROSTER

# RODEN

## ALAN

87

OUTFIELDER

BIRTHDATE ..... December 22, 1999  
 OPENING DAY AGE ..... 24  
 BIRTHPLACE ..... Middleton, WI  
 RESIDENCE ..... Middleton, WI  
 INSTAGRAM ..... @alan\_roden28

BATS/THROWS ..... L/R  
 HEIGHT/WEIGHT ..... 6-0/220  
 CONTRACT STATUS ..... signed thru 2024  
 M.L. SERVICE ..... 0.000  
 OPTIONS USED ..... 0 of 3

### PERSONAL:

- Alan Eric Roden.
- Graduated from Middleton High School...Earned All-Big 8 First Team honours in both his junior and senior year, along with being named to First-Team All State as a senior.
- Spent three seasons with the Creighton Blue Jays, playing in 91 games combined hitting .383 (131-for-342) with 42 doubles, a pair of triples, 14 home runs, 93 RBI, 13 stolen bases, 49 walks to just 27 strikeouts, and a 1.125 OPS.
- Was named Big East Freshman of the Year, First-Team Freshman All-American, and First Team All-Big East in 2021, after redshirting in 2019 and playing in only three games in 2020 due to the shortened season...Played in 39 games in 2021, hitting .378 (54-for-143) with nine homers, while leading the conference in RBI (47), runs scored (39), doubles (17), and total bases (98).
- Graduated from Creighton in May of 2022 with a Physics degree...Was a recipient of the NASA Nebraska Space Grant.
- His favourite TV show is The Office.
- Ranked as the Blue Jays 7th-highest prospect heading into the 2024 season, according to MLB.com...Listed as the 9th ranked prospect according to Baseball America.

### LAST SEASON:

- Appeared in four games at MLB Spring Training, going 0-for-6.
- Began the 2023 season at High-A Vancouver...With the Canadians, hit .321 (86-for-268) with 23 doubles, a triple, 4 homers, 41 RBI, 42 walks, and 15 stolen bases with a .896 OPS...Promoted to Double-A New Hampshire, hitting .310 (54-for-174) in 46 games with six doubles, a triple, six homers, 27 RBI, nine stolen bases, and a .881 OPS.
- Spent most of his time defensively in left field and right field, along with some games played as the team's designated hitter.
- Was named an MiLB.com Organization All-Star...Had more walks on the season (68) than strikeouts (64) posting a 12.8% walk rate, while leading all Blue Jays Minor Leaguers in wRC+ (149).

**Bold - career high; Red - league high**

Year	Club and League	AVG	G	AB	R	H	2B	3B	HR	RBI	BB	IBB	SO	SB	CS	OBP	SLG	OPS	SH	SF	HBP
2022	Dunedin (FL)	.233	25	90	17	21	4	0	1	9	17	1	13	5	1	.374	.311	.685	0	3	5
2023	Vancouver (NORW)	.321	69	268	57	86	23	1	4	41	42	0	32	15	2	.437	.459	.896	0	0	13
	New Hampshire (EL)	.310	46	174	35	54	6	1	6	27	26	1	32	9	2	.421	.460	.881	0	1	8
<b>Minor Totals</b>		.303	140	532	109	161	33	2	11	77	85	2	77	29	5	.420	.434	.854	0	4	26

### TRANSACTIONS

- Selected by the Toronto Blue Jays in the 3rd round of the 2022 First-Year Player Draft

### PROFESSIONAL CAREER:

- In 2022, started his professional career with Low-A Dunedin...Played in 25 games, hitting .233 (21-for-90) with five extra-base hits, nine RBI, and 17 walks.

### BLUE JAYS, MOST CONSECUTIVE GAMES WITH 1+ DOUBLE - ALL-TIME

32	07/22/2007 - 08/25/2007
31	04/10/2015 - 05/12/2015
31	06/21/2009 - 07/28/2009
31	07/09/2008 - 08/13/2008
31	04/11/2004 - 05/14/2004
30	09/12/2021 - 04/17/2022
29	07/27/1990 - 08/25/1990
29	08/14/1987 - 09/15/1987
27	07/16/1995 - 08/12/1995
26	04/18/2023 - 05/17/2023
26	08/31/2008 - 09/27/2008
26	06/24/1986 - 07/23/1986
25	08/25/2017 - 09/20/2017







# RODRÍGUEZ YARIEL

29  
PITCHER

BIRTHDATE ..... March 10, 1997  
OPENING DAY AGE ..... 27  
BIRTHPLACE ..... Camaguey, Cuba  
RESIDENCE ..... Santo Domingo, DR  
INSTAGRAM ..... @yarielrodriguez29

BATS/THROWS ..... R/R  
HEIGHT/WEIGHT ..... 6-1/225  
CONTRACT STATUS ..... signed thru 2028  
M.L. SERVICE ..... 0.000  
OPTIONS USED ..... 0 of 3

### PERSONAL:

- Yariel Humberto Rodríguez.
- Husband to Gabriela and father to Harold Yariel.
- Was teammates with Blue Jays prospect Yosver Uzueta in 2017, when they both pitched for Cuba in the Can-Am League.
- Grew up idolizing fellow Cuban right-hander **Vicyohandri Odelin**.
- Signed a five-year, \$32 million deal with the Blue Jays on February 9th, 2024.

### LAST SEASON:

- Played for Cuba at the World Baseball Classic, making a pair of starts while allowing two runs over 7.1 combined innings with five hits, six walks, and 10 strikeouts.
- Did not pitch professionally in preparation for a MLB opportunity.

*Bold - career high; Red - league high*

Year	Club & League	W-L	ERA	G	GS	CG	SHO	SV	IP	H	R	ER	HR	HB	BB	IBB	SO	WP	BK	AVG
2015	Camaguey (CNS)	0-5	2.35	13	6	0	0	1	38.1	40	22	10	3	5	8	1	13	0	0	
2016	Camaguey (CNS)	5-5	3.61	22	14	1	1	2	94.2	70	41	38	5	6	54	9	64	4	2	
2017	Camaguey (CNS)	6-3	2.88	9	9	3	0	0	56.1	48	25	18	2	3	30	5	41	0	0	
	Las Tunas (CNS)	3-1	3.58	5	5	1	1	0	27.2	31	12	11	0	0	19	0	11	4	0	
2018	Camaguey (CNS)	3-2	3.10	11	11	2	1	0	69.2	62	30	24	6	8	35	7	55	3	0	
	Sancti Spiritus (CNS)	5-4	3.69	10	10	0	0	0	63.1	58	32	26	1	7	31	6	63	6	0	
2019	Camaguey (CNS)	7-6	3.61	18	15	5	0	2	99.2	91	54	40	3	7	54	8	93	3	0	
2020	Chunichi (JPCL)	3-4	4.12	11	0	0	0	0	59.0	50	30	27	4	5	21	0	67	2	2	
	Chunichi (JPWL)	3-0	0.40	6	0	0	0	0	22.2	7	1	1	0	2	8	0	18	0	0	
	Camaguey (CNS)	2-0	1.84	3	2	1	0	1	14.2	11	3	3	0	1	6	0	17	1	0	
2021	Chunichi (JPCL)	1-4	3.65	12	0	0	0	0	61.2	56	29	25	8	5	38	2	61	6	0	
	Chunichi (JPWL)	2-1	1.64	7	1	1	1	0	33.0	19	8	6	2	2	11	0	40	2	0	
2022	Chunichi (JPCL)	6-2	1.15	56	0	0	0	0	54.2	32	9	7	0	4	18	2	60	1	0	
<b>NPB Totals</b>		<b>48-38</b>	<b>3.06</b>	<b>195</b>	<b>76</b>	<b>14</b>	<b>4</b>	<b>6</b>	<b>731.1</b>	<b>601</b>	<b>310</b>	<b>249</b>	<b>35</b>	<b>57</b>	<b>355</b>	<b>42</b>	<b>645</b>	<b>37</b>	<b>4</b>	

### TRANSACTIONS

- Signed by the Toronto Blue Jays on February 9, 2024.

### PROFESSIONAL CAREER:

- Started his professional career in 2015, in his hometown of Camaguey, in the Cuban National Series...Appeared in 13 games for the Ganaderos de Camaguey during the 2015-16 season, making six starts with a 2.35 ERA (10 ER/38.1IP), eight walks, and 13 strikeouts.
- Returned to Camaguey for the 2016-17 season, appearing in 22 contests (14 starts) and posting a 3.61 ERA (38 ER/94.2 IP) with 54 walks and 64 strikeouts.
- Started the 2017-18 season with Camaguey, making nine starts while posting a 2.88 ERA (18 ER/56.1 IP) with 30 walks and 41 strikeouts...Played the remainder of the season with Lenadores de Las Tunas, recording 3.58 ERA (11 ER/27.2 IP) to go along with 19 walks and 11 punchouts.
- Pitched for Cuba in the 2017 Canadian-American Association Independent League, appearing in eight games and allowing eight runs over 23.0 IP with 15 walks and 22 strikeouts.
- Began the 2018-19 season with Camaguey, making 11 starts posting a 3.10 ERA (24 ER/69.2) while recording 35 walks and 55 punchouts...Spent the rest of the campaign with Gallos de Sancti Spiritus, where he made 10 starts recording a 3.69 ERA (26 ER/63.1 IP) with 31 free passes and 63 strikeouts.
- Pitched for Cuba once again in 2018-19, making a start in the Caribbean Series where he surrendered a run, two hits, and a walk across 0.1 inning with a strikeout.
- Spent the 2019-20 season in Camaguey, posting a 3.61 ERA (40 ER/99.2 IP) across 18 appearances (15 starts) while recording 54 walks and 93 strikeouts...Played in the Canadian-American Association Independent League with Cuba for the second time, making three starts allowing five runs (four earned runs) over 12.2 combined innings with six free passes and 19 strikeouts.
- Pitched for Cuba in the 2019 World Baseball Softball Confederation Premier 12 event, appearing in two contests where he allowed three runs across 5.0 IP with two walks and five strikeouts.
- Signed with the Chunichi Dragons of the Nippon Professional Baseball League for the 2020 season...Posted a 4.12 ERA (27 ER/59.0 IP) in the NPB Central League across 11 appearances with 21 walks and 67 strikeouts...Made 6 appearances in the NPB Western League, allowing a run over 22.2 IP while recording 8 walks and 18 punchouts.
- Made three appearances (two starts) for Camaguey in the 2020-21 season, allowing 3 runs over 14.2 IP.
- Spent his second campaign with Chunichi in 2021, pitching in 12 contests in the Central League, recording a 3.65 ERA (25 ER/61.2 IP) with 38 walks and 61 punchouts...Made 7 appearances in the Western League posting a 1.64 ERA (6 ER/33.0 IP) with 11 walks and 40 strikeouts.
- Remained with Chunichi in the 2022 campaign, winning the NPB's Central League Most Valuable Setup Man Award, after going 6-2 with a 1.15 ERA (7 ER/54.2 IP) across 56 appearances while recording 18 walks and 60 strikeouts.





# ROMANO

## JORDAN

# 68

PITCHER

BIRTHDATE ..... April 21, 1993  
 OPENING DAY AGE ..... 30  
 BIRTHPLACE ..... Markham, ON  
 RESIDENCE ..... Markham, ON  
 INSTAGRAM ..... NA

BATS/THROWS ..... R/R  
 HEIGHT/WEIGHT ..... 6-5/210  
 CONTRACT STATUS ..... signed thru 2024  
 M.L. SERVICE ..... 4.051  
 OPTIONS USED ..... 1 of 3

### PERSONAL:

- Jordan R. Romano.
- Went to high school at Father Michael McGivney Catholic Academy in Markham, Ontario.
- Attended Connors State College in Warner, Oklahoma, in 2013 and went 4-3 with a 4.74 ERA (46BB/53K).
- Pitched at Oral Roberts University in Tulsa, Oklahoma, in 2014 and held a 3-4 record with a 2.66 ERA (17BB/49K).
- Played for Team Italy in the 2017 World Baseball Classic...Appeared in two games and earned the win against Mexico with a scoreless 9th inning (2K) as his teammates pitched five runs in the bottom of the frame for a 10-9 victory.
- Participated in both the Toronto and Vancouver stops of the 2023 Blue Jays Winter Tour.

### LAST SEASON:

- Named an American League All-Star for the 2nd straight season...Retired the only batter he faced at the Midsummer Classic.
- His 36 saves were 2nd most in the AL (T-5th in MLB) and tied a career high (36 in 2022).
- Allowed eight earned runs in 27 games (29.0 IP) at Rogers Centre for a 2.48 home ERA.
- Converted 26 consecutive save opportunities from May 13-Sept. 22, besting **Tom Henke** (25 in 1991) for the longest single-season streak in franchise history.
- Earned his 20th [save](#) of the campaign on June 16 at TEX (1.1 IP, 3K)...Became the 1st pitcher in club history with multiple seasons of 20+ saves before the All-Star break (20 in 2022).
- Notched 26 saves before heading to the All-Star game, the most ever by a Blue Jay before the All-Star break (**B.J. Ryan** - 24 in 2006).
- Picked up his 27th [save](#) of the season on July 23 at SEA (1.0 IP, BB, HB, K)...Was his 88th career save, the 4th most all-time by a Canadian-born player.
- Placed on the injured list with lower back inflammation from July 29-Aug. 14.
- Saved his 30th [game](#) of the year on Aug. 19 at CIN...Became the 4th player in team history with consecutive 30-save seasons, joining **Tom Henke** (1990-1992), **Billy Koch** (1999-2001), and **Roberto Osuna** (2016-2017).

*Bold – career high; Red – league high*

Year	Club & League	W-L	ERA	G	GS	CG	ShO	SV	IP	H	R	ER	HR	HB	BB	IBB	SO	WP	BK	AVG
2014	GCL Blue Jays (GCL)	0-0	0.00	2	0	0	0	0	3.0	2	0	0	0	0	0	0	1	0	0	.182
	Bluefield (APP)	1-1	2.16	11	0	0	0	0	25.0	19	7	6	0	2	9	0	33	3	1	.209
2015									Did not play due to injury											
2016	Lansing (MID)	3-2	2.11	15	14	1	0	0	72.2	49	24	17	3	5	27	0	72	4	1	.191
2017	Dunedin (FSL)	7-5	3.39	28	26	0	0	0	138.0	141	65	52	2	14	54	0	138	10	4	.263
2018	New Hampshire (EAS)	11-8	4.13	25	25	0	0	0	137.1	122	80	63	15	7	41	0	125	2	2	.237
	Buffalo (INT)	1-0	3.60	1	1	0	0	0	5.0	4	2	2	0	0	4	0	3	0	1	.222
2019	GCL Blue Jays (GCL)	0-0	0.00	1	0	0	0	0	1.0	0	0	0	0	0	0	0	0	0	0	.000
	Buffalo (INT)	2-2	5.73	24	3	0	0	5	37.2	37	26	24	8	4	14	0	53	2	0	.252
	TORONTO (AL)	0-2	7.63	17	0	0	0	0	15.1	17	14	13	4	4	9	0	21	0	0	.274
2020	TORONTO (AL)	2-1	<b>1.23</b>	15	0	0	0	2	14.2	8	3	2	2	0	5	0	21	0	0	.154
2021	TORONTO (AL)	<b>7-1</b>	2.14	62	0	0	0	23	63.0	41	17	15	<b>7</b>	1	<b>25</b>	0	<b>85</b>	2	0	.181
2022	TORONTO (AL)	5-4	2.11	<b>63</b>	0	0	0	<b>36</b>	<b>64.0</b>	44	18	15	4	4	21	4	73	0	0	.190
2023	TORONTO (AL)	5-7	2.90	59	0	0	0	<b>36</b>	59.0	48	20	19	6	2	24	5	72	0	1	.218
	Buffalo (IL)	0-0	0.00	1	0	0	0	0	1.0	2	0	0	0	0	0	0	0	0	0	.500
	<b>Minor Totals</b>	25-18	3.51	108	69	1	0	5	420.2	376	204	164	28	32	153	0	425	21	9	.238
	<b>MAJOR TOTALS</b>	19-15	2.67	216	0	0	0	97	216.0	158	72	64	23	11	84	9	272	2	1	.199

### ALL-STAR GAME RECORD

Year	Club and Opp.	W-L	ERA	G	GS	CG	ShO	SV	IP	H	R	ER	HR	HB	BB	IBB	SO	WP	BK	AVG
2023	AL at SEA	0-0	0.00	1	0	0	0	0	0.1	0	0	0	0	0	0	0	0	0	0	.000

### WILD CARD RECORD

Year	Club and Opp.	W-L	ERA	G	GS	CG	ShO	SV	IP	H	R	ER	HR	HB	BB	IBB	SO	WP	BK	AVG
2022	TOR vs. SEA	0-1	10.80	1	0	0	0	0	1.2	4	2	2	0	0	1	1	4	0	0	.444
2023	TOR vs. MIN	0-0	0.00	1	0	0	0	0	1.1	1	0	0	0	1	0	0	1	0	0	.200
	<b>TOTALS</b>	0-1	6.00	2	0	0	0	0	3.0	5	2	2	0	1	1	1	5	0	0	.357

### WORLD BASEBALL CLASSIC RECORD

Year	Country	W-L	ERA	G	GS	CG	ShO	SV	IP	H	R	ER	HR	HB	BB	IBB	SO	WP	BK	AVG
2017	Italy	1-0	16.20	2	0	0	0	0	1.2	2	3	3	1	1	2	0	4	0	0	.286



## TRANSACTIONS

- Selected by the Toronto Blue Jays in the 10th round of the 2014 First-Year Player Draft
- Selected by the Chicago White Sox in the 1st round (3rd overall) of the 2018 Rule 5 Draft
- Traded to the Texas Rangers in exchange for cash considerations on December 13, 2018
- Returned to the Toronto Blue Jays from the Texas Rangers on March 23, 2019
- On injured list (right middle finger strain) on August 29, 2020 for the remainder of the season
- On injured list (right ulnar neuritis) from April 14-23, 2021
- On injured list (lower back inflammation) from July 29-August 14, 2023

## GAME HIGHS

<b>ML Debut</b>	June 12, 2019 at BAL	<b>ER Allowed</b>	3 – 3x, last: April 9, 2023 at LAA
<b>Innings Pitched:</b>		<b>HR Allowed</b>	2 – 2x, last: Aug. 4, 2021 vs. CLE
<b>Starter</b>	None	<b>Low Hit CG</b>	None
<b>Reliever</b>	2.0 – 7x, last: Sept. 16, 2023 vs. BOS	<b>Last Win</b>	Sept. 4, 2023 at OAK
<b>Walks:</b>		<b>Last Save</b>	Sept. 22, 2023 at TB
<b>Starter</b>	None	<b>Last CG</b>	None
<b>Reliever</b>	3 – Sept. 21, 2021 at TB	<b>Last ShO</b>	None
<b>Strikeouts:</b>		<b>Last Start</b>	None
<b>Starter</b>	None	<b>Last Relief App.</b>	Sept. 30, 2023 vs. TB
<b>Reliever</b>	5 – June 21, 2019 at BOS	<b>Longest Win Streak</b>	6G – May 1-Sept. 3, 2021
<b>Hits Allowed</b>	4 – 2x, last: Sept. 23, 2023 at TB	<b>Longest Losing Streak</b>	2G – 4x, last: Sept. 23-26, 2023
		<b>Scoreless Innings Streak</b>	16.0 – Aug. 7-Sept. 17, 2022

## MILESTONES

Category	Date	Opponent	Notes
<b>Win</b>	1 July 24, 2020	at Tampa Bay	as a reliever - 1.0 IP, 0H, 0ER, 2BB, 2K
<b>Save</b>	1 Aug. 21, 2020	at Tampa Bay	1.0 IP, 2H, 1R, 1K
	50 Aug. 2, 2022	at Tampa Bay	1.0 IP, H, ER, HR, K

## PROFESSIONAL CAREER:

### MINORS:

- Signed with the Blue Jays on June 12, 2014 and was assigned to the GCL Blue Jays...After two games in the Gulf Coast League, was assigned to Rookie-level Bluefield where he struck out 33 batters over 25.0 innings while allowing only six earned runs (2.16 ERA).
- Missed the entire 2015 campaign due to Tommy John surgery.
- Played exclusively for Class-A Lansing in 2016, starting 14 of 15 games...Started the season with back-to-back one-run, seven-strikeout performances, including his 1st professional complete game in his return from Tommy John surgery on June 13 vs. Great Lakes (7.0 IP, 2H, 0BB, 7K)...Recorded his 1st 10-strikeout game with 10 punch-outs over 6.0 innings on Aug. 24 at Dayton...Made two brief stints on the DL over the course of the season: July 15-23 and Aug. 27-Sept. 3.
- Assigned to Advanced-A Dunedin in 2017 where he spent the entire season...Made 26 starts and appeared twice as a reliever...Set career highs in starts (26) and strikeouts (138)...Ranked 2nd in the Florida State League in strikeouts, T-2nd in starts and 3rd in ERA (3.39)...Ranked 5th in innings pitched but surrendered just two homers, the fewest of any pitcher ranked in the top-40 in innings pitched...In his only postseason start, hurled 6.2 innings of one-run ball to earn the win against the Tampa Yankees on Sept. 6...Named an Organizational All-Star by MLB.com at the end of the year.
- Went 11-8 with a 4.13 ERA over 25 starts for Double-A New Hampshire in 2018...Named a Mid-Season All-Star and a Post-Season All-Star...Earned Eastern League Pitcher of the Week on June 22, going 1-0 over two starts while allowing two runs over 14.2 innings of work with eight hits, one walk and 12 strikeouts...Called up to Buffalo for his 1st career Triple-A start on May 27 and earned the win at Rochester (5.0 IP, 4H, 2ER, 4BB, 3K)...After the game, was returned to New Hampshire where he remained for the rest of the season...Made two starts for the Fisher Cats in the 2018 postseason, combining to go 1-0 with a 2.70 ERA (3 ER/10.0 IP, BB, 7K) en route to an Eastern League Championship.

### 2019:

- Taken in the Rule 5 Draft by the White Sox on Dec. 13, 2018 (3rd overall pick) and was traded to the Rangers for cash... Was returned to Toronto on March 23, 2019.
- Made his **MLB debut** on June 12 at BAL...Became the 28th Canadian-born player to play for Toronto (11th ON-born) and the 13th to make his MLB debut with the Jays...Retired all three hitters in a 1-2-3 7th inning...Fanned **Pedro Severino** and **Rio Ruiz** to become the 8th player in team history to strike out his **first two** career batters faced.
- Pitched 1.2 innings on June 21 at BOS and recorded all five outs via a personal-best **five K's**.
- Optioned on June 23...Recalled again on Aug. 22.
- Finished the big-league part of his campaign with 21 strikeouts in 15.1 innings for a 12.33 SO/9.
- Went 2-2 with a 5.73 ERA in 24 games (three starts) for Triple-A Buffalo.

### 2020:

- Named Toronto's Rookie of the Year by the Toronto Chapter of the BBWAA.
- Among AL pitchers with 15+ appearances, ranked 6th in ERA (1.23), 6th in strikeout rate (36.8%), 9th in AVG (.154), 11th in SO/9 (12.89), and 12th in WHIP (0.89).
- Struck out 21 batters in 14.2 innings pitched for a 12.89 SO/9...Allowed eight hits to go with five walks for a 0.89 WHIP and a .154 AVG...Gave up only two hits to 24 left-handed hitters for a .083 AVG.
- Gave up just two earned runs over the entire campaign, both on solo homers: one on Aug. 15 vs. TB and another on Aug. 28 vs. BAL.
- His 8.2 IP without allowing a hit to start a season topped **Tom Henke** (8.0 in 1985) for the most in team history, and his 29 consecutive batters faced without allowing a hit were also the most (**Henke** - 26).
- Earned his 1st career win on Opening Night at TB with a scoreless inning of work (2BB, 2K).
- Claimed his **1st career save** as he pitched the 10th inning on Aug. 21 vs. TB (2H, 1R, 0ER, 1K).
- Placed on the injured list with a right middle finger strain on Aug. 29 for the rest of the season.



**2021:**

- Recorded 23 saves, 7th most in the AL...His 95.8 save percentage (23/24) was the highest in the AL, 2nd in MLB (**Josh Hader** - 97.1), and tied **Ken Giles** (23/24 in 2019) for the best in team history.
- His 2.14 ERA ranked 7th among AL relievers...His 85 K's were 8th most while his 33.6% K rate was 9th.
- Finished as a runner up for the Mariano Rivera American League Reliever of the Year Award.
- Was the most clutch reliever in baseball, according to FanGraphs' Clutch stat (1.54), while his 3.75 win probability added ranked 2nd among relief pitchers (**Josh Hader** - 4.93 WPA).
- Became the 4th player in team history with 7+ wins and 20+ saves in a single season, and the first since **Billy Koch** in 2000 (9 W, 33 SV).
- Claimed the win on Opening Day, April 1 at NYY, with a scoreless 9th inning (2BB, 2K)...Was his 2nd Opening Day win, also doing so in 2020 at TB.
- Placed on the injured list from April 14-23 with right ulnar neuritis.
- Earned his 4th win of the year on June 19 at BAL, throwing 2.0 IP for the 2nd time in his career (Sept. 23, 2019 vs. BAL).
- Picked up his 9th save of the season in the Blue Jays' return to Toronto on July 30 vs. KC (1.0 IP, H, ER, K)...Joined **Paul Quantrill** (8) as the only Canadians to record a save at Rogers Centre.
- Claimed his 5th win on Aug. 7 vs. BOS (1)...Became the 18th Canadian all-time to earn a win at Rogers Centre, and the 6th to do so as a Blue Jay.
- Converted his 23rd consecutive save on Oct. 1 vs. BAL, tied for the 3rd-longest streak in Blue Jays history, trailing only **Tom Henke** (25 in 1998) and **Casey Janssen** (24 in 2013-2014).
- Allowed three runs over his last 23 games (1.09 ERA) while going 3-0 and converting all 14 save opportunities (7BB, 37K).

**2022:**

- Named an American League All-Star for the 1st time in his career.
- Won the Canadian Baseball Hall of Fame and Museum's 2022 Tip O'Neill Award, presented annually to the Canadian player judged to have excelled in individual achievement and team contribution while adhering to baseball's highest ideals... Became the 3rd Blue Jay ever to receive the award, joining teammate **Vladimir Guerrero Jr.** (2021) and **Rob Butler** (1993).
- His 36 saves tied for 4th most in MLB...His 19 one-run saves were a franchise record (**Jeremy Accardo** - 15 in 2007) and led MLB in 2022.
- Set career-highs in appearances (63) and innings pitched (64.0).
- Had a first-pitch strike rate of 70.1%, the 5th-highest mark among MLB pitchers (min. 50.0 IP).
- Set a franchise record by converting his 26th consecutive save opportunity on April 11 at NYY (1.0 IP, 2H, K), surpassing **Tom Henke** (25 in 1991).
- Picked up his 5th save on April 15 vs. OAK (1.0 IP, 2K), joining **Duane Ward** (1993) as the only players in club history to pick up five saves in the first eight team games of a season.
- Tossed a scoreless 9th inning on April 17 vs. OAK to earn his 6th save...Became the 9th player in MLB history to record at least six saves in a team's first 10 games of a season.
- Nailed down his MLB-leading 8th save on April 22 at HOU, becoming the 3rd player in MLB history with eight saves in a team's first 14 games of a season.
- Converted 31 consecutive save opportunities from May 11, 2021-April 22, 2022, the longest streak in franchise history.
- Named AL Reliever of the Month for April after going 1-1 with a 1.59 ERA (2 ER/11.1 IP), a 0.88 WHIP (2BB/13K), and an AL-best 10 saves...His 10 saves in April set a club record (**Duane Ward** - 8 in 1993).
- Became the fastest pitcher in franchise history to reach 10 saves in a single season, doing so in 22 team games (**Duane Ward** - 31G in 1991).
- Recorded his 2nd career five-out save on June 19 vs. NYY (H, BB, 2K).
- Became the 7th pitcher in franchise history to save his 20th game before the All-Star break with a clean inning on July 17 vs. KC (2K).
- Notched his 24th save on July 31 vs. DET, besting his career high from 2021 in 23 fewer appearances (23 SV in 62G).
- Named AL Reliever of the Month for July after posting a 0.84 ERA (1 ER/10.2 IP) and a 0.47 WHIP (1BB, 12K) while converting all seven save opportunities...Was his 2nd AL Reliever of the Month award (April 2022), becoming the 1st Blue Jay to win it twice.
- Earned his 50th career save in his 134th career game on Aug. 2 at TB, becoming the 3rd-fastest in franchise history to reach the mark, trailing **Billy Koch** (92G) and **Roberto Osuna** (127G).
- Put together a career-high 16.0 scoreless innings streak from Aug. 7-Sept. 17.
- Picked up his 36th save with a scoreless 9th on Oct. 2 vs. BOS...Along with **Zach Pop**, became the 1st set of Canadian-born Blue Jays to earn the win and the save in the same game.
- Made his postseason debut in Game 2 of the ALWC vs. SEA on Oct. 8 (1.2 IP, 4H, 2ER, BB, 4K).

**Statcast Data**

	2023	Career
Strikeout %:	29.0	30.5
Walk %:	9.7	9.4
Hard Hit %:	36.7	40.0
Fastest Pitch:	101.4 MPH	Aug. 8, 2021 vs. BOS





# SCHNEIDER DAVIS

36  
INFIELDER

BIRTHDATE ..... January 26, 1999  
 OPENING DAY AGE ..... 25  
 BIRTHPLACE..... Berlin, NJ  
 RESIDENCE..... Berlin, NJ  
 INSTAGRAM..... @dschneid7

BATS/THROWS ..... R/R  
 HEIGHT/WEIGHT ..... 5-10/200  
 CONTRACT STATUS..... signed thru 2024  
 M.L. SERVICE ..... 0.059  
 OPTIONS USED ..... 0 of 3

## PERSONAL:

- Davis Schneider.
- At the Perfect Game WWBA World Championship in Jupiter, FL in 2016, received Most Valuable Hitter honours and led his summer squad, the Dirtbags, to a title win.
- Named a Rawlings Perfect Game's Northeast Region All-High School Senior first team All-Star prior to the 2017 season... Went on to hit .444 that year with 16 doubles, setting a single season record for Eastern High School...Established the Vikings mark for most career hits with 138.
- Committed to play at Rutgers University after high school (Eastern High School in Voorhees, NJ), but jumped to pro ball instead after being selected by the Blue Jays in the 28th round of the 2017 draft.

## LAST SEASON:

- His 1.315 OPS through his first 25 career games was the highest mark by any player in MLB history in the modern era (since 1901).
- Selected to the Major League roster on Aug. 4 and made his **MLB debut** that night at BOS...Became the 4th Blue Jay ever to hit a [home run in his 1st Major League at-bat](#), joining **Al Woods** (April 7, 1977 vs. CWS), **Junior Felix** (May 4, 1989 vs. CAL), and **J.P. Arencibia** (Aug. 7, 2010 vs. TB)...Finished 2-for-5.
- Went 3-for-3 with a walk on Aug. 5 at BOS, becoming the 4th player in club history with five hits in his first two career games.
- Finished 4-for-5 with his 2nd [home run](#), four RBI and a HBP on Aug. 6 at BOS...Became the 3rd player ever with 9+ hits in his first three career MLB games (**Nap Lajoie** - 10H in 1901; **Coaker Triplett** - 9H in 1938) and the only one to do so with multiple home runs.
- Hit a [game-winning home run](#) on Aug. 19 at CIN, breaking a 3-3 tie with a solo shot in the 5th...Was his 3rd homer in his 9th career game, the 4th Blue Jay to do so.
- Went 3-for-3 with a [double](#), a home run, a walk, three RBI, and three runs scored on Aug. 26 vs. CLE...Joined **Carlos Delgado** (5 in 1994) as the only players in team history with four homers in their first 10 career games...Among Blue Jays in their first 10 MLB games, ranked 2nd in home runs (4), 2nd in times on base (21), T-3rd in RBI (9), T-3rd in runs scored (8), and 4th in hits (14).
- Doubled and connected for his 5th [longball](#) on Aug. 27 vs. CLE...Became the 3rd rookie in franchise history to homer in three consecutive games, joining **Teoscar Hernández** (Sept. 22-24, 2017) and **Danny Jansen** (July 2-4, 2019).
- Drilled his 6th homer of the year as part of a 2-for-5 night on Aug. 29 vs. WAS...Was his 4th blast in the last five games and his 6th multi-hit effort of the year.
- Went 1-for-2 with his [7th bomb](#) and a pair of walks on Sept. 6 at OAK...His seven homers trailed only **Carlos Delgado** (8 in 1994) for the most homers by a Blue Jay in a player's first 20 career contests.
- Reached base safely all four times with two doubles and two walks on Sept. 8 vs. KC.
- Went 2-for-4 with his 10th double and 8th home run on Sept. 12 vs. TEX...Marked his 8th multi-hit game and 5th with multiple extra-base hits.
- Was named to Toronto's AL Wild Card roster but did not play.
- Appeared in 87 games for Triple-A Buffalo, batting .275 with 43 extra-base hits, 64 RBI, and 72 walks for a .416 OBP and a .969 OPS...At the time of his promotion to the Blue Jays on Aug. 4, led all International League batters in walks while 6th in home runs (21) and 8th in OPS.

*Bold - career high; Red - league high*

Year	Club and League	AVG	G	AB	R	H	2B	3B	HR	RBI	BB	IBB	SO	SB	CS	OBP	SLG	OPS	SH	SF	HBP
2017	Blue Jays (GULF)	.238	50	168	30	40	12	1	4	23	36	1	36	3	1	.371	.393	.764	0	4	2
2018	Bluefield (APPY)	.233	44	133	19	31	8	1	3	21	22	1	47	4	4	.350	.376	.726	1	2	3
2019	Bluefield (APPY)	.313	34	131	24	41	13	0	6	24	14	0	39	0	1	.380	.550	.930	0	3	2
	Vancouver (NORW)	.145	17	55	2	8	3	0	0	7	8	0	18	0	1	.273	.200	.473	0	1	2
2021	Dunedin (LASE)	.167	3	6	2	1	0	0	0	1	2	0	3	0	0	.333	.167	.500	0	1	0
	Vancouver (HAW)	.231	46	147	26	34	7	1	9	22	26	0	59	0	1	.348	.476	.824	1	3	2
2022	Vancouver (NORW)	.229	50	157	26	36	10	1	8	25	29	0	50	6	1	.354	.459	.813	0	1	2
	New Hampshire (EL)	.283	46	166	22	47	8	3	6	22	22	0	46	0	0	.368	.476	.844	0	1	1
	Buffalo (IL)	.233	17	60	18	14	4	0	2	9	14	0	20	1	1	.387	.400	.787	0	0	1
2023	TORONTO (AL)	.276	35	116	23	32	12	1	8	20	21	0	43	1	0	.404	.603	1.007	0	0	4
	Buffalo (IL)	.275	87	309	61	85	21	1	21	64	72	0	86	9	3	.416	.553	.969	0	5	6
	<b>Minor Totals</b>	.253	394	1332	230	337	86	8	59	218	245	2	404	33	13	.372	.462	.834	2	21	21
	<b>MAJOR TOTALS</b>	.276	35	116	23	32	12	1	8	20	21	0	43	1	0	.404	.603	1.007	0	0	4

## HOME RUN BREAKDOWN

Total	H	A	ONE GAME													
			2	3	4	GS	LO	XN	IP	PH	RHP	LHP				
8	4	4	0	0	0	0	0	0	0	0	0	0	0	0	2	6

## TRANSACTIONS

- Selected by the Toronto Blue Jays in the 28th round of the 2017 First-Year Player Draft



## GAME HIGHS

<b>ML Debut</b>	August 4, 2023 at BOS	<b>Stolen Bases</b>	1 – Aug. 30, 2023 vs. WAS
<b>Runs</b>	3 – Aug. 26, 2023 vs. CLE	<b>Last ML Home Run</b>	Sept. 12, 2023 vs. TEX
<b>Hits</b>	4 – Aug. 6, 2023 at BOS	<b>Longest Hitting Streak</b>	9G – Aug. 19–Sept. 3, 2023
<b>Home Runs</b>	1 – 8x, last: Sept. 12, 2023 vs. TEX	<b>Longest On-Base Streak</b>	9G – Aug. 19–Sept. 3, 2023
<b>RBI</b>	4 – Aug. 6, 2023 at BOS	<b>Longest Hitless Streak</b>	31AB – Sept. 13-29, 2023

## MILESTONES

Category	Date	Opponent	Pitcher	Notes
<b>Hit</b>	1 Aug. 4, 2023	at Boston	Paxton	Solo HR
<b>Home Run</b>	1 Aug. 4, 2023	at Boston	Paxton	1R
<b>RBI</b>	1 Aug. 4, 2023	at Boston	Paxton	Solo HR
<b>Stolen Base</b>	1 Aug. 30, 2023	Washington	Corbin	3rd base
			C-Adams	

## PROFESSIONAL CAREER:

## MINORS:

- Spent his 1st professional season in 2017 with the GCL Blue Jays as an 18-year old...Appeared in 50 games, batting .238 (40-for-168) with 12 doubles, a triple, four home runs, and 23 RBI...Walked and struck out 36 times each.
- Played his 2018 season with Rookie-level Bluefield, going 31-for-133 (.233) over 44 games played, registering eight doubles, a triple, three home runs, and 21 RBI.
- Split the 2019 campaign between Bluefield and Class-A (short) Vancouver, combining to hit .263 (49-for-186) with 16 doubles, six homers, and 31 RBI (.793 OPS).
- Did not play professional ball in 2020 due to the cancelled Minor League season.
- Split the 2021 season between Single-A Dunedin and High-A Vancouver, posting an .812 OPS over 49 combined games, hitting .229 (35-for-153) with 17 extra-base hits and 23 RBI.
- Spent parts of the 2022 season at High-A Vancouver, Double-A New Hampshire, and Triple-A Buffalo...Over 113 games between the three levels, combined to hit .253 (97-for-383) with 22 doubles, 4 triples, 16 home runs, and 56 RBI while walking 65 times (.823 OPS).
- Made appearances at second base (46), third base (3), left field (46), right field (4), pitcher (1), and designated hitter (17)... Combined to commit just four errors on the year, posting a .984 fielding percentage.
- Named the Northwest League Player of the Week for June 6-12, batting .478 (11-for-23) with five doubles, two homers, six RBI, and five runs scored...Hit safely in all six games and had multiple knocks on three occasions, raising his season batting average by 55 points.

## Career-Highs - Statcast

	Speed/Distance	Date
<b>Hardest Hit Ball:</b>	<a href="#">108.8 MPH</a>	Sept. 3, 2023 at COL
<b>Farthest Hit Ball:</b>	<a href="#">425 ft</a>	Aug. 6, 2023 at BOS
<b>Top Sprint Speed:</b>	28.9 ft/s	Aug. 9, 2023 at CLE







# SERVEN BRIAN

15  
CATCHER

BIRTHDATE ..... May 5, 1995  
 OPENING DAY AGE ..... 28  
 BIRTHPLACE ..... Palm Desert, CA  
 RESIDENCE ..... Palm Desert, CA  
 INSTAGRAM ..... @bswerv24

BATS/THROWS ..... R/R  
 HEIGHT/WEIGHT ..... 6-0/207  
 CONTRACT STATUS ..... signed thru 2024  
 M.L. SERVICE ..... 1.012  
 OPTIONS USED ..... 1 of 3

## PERSONAL:

- Brian Nicholas Serven.
- Graduated from Palm Desert High School in his hometown of Palm Desert, CA in 2013...Was a three-year letterman in both baseball and basketball...Named CIF Div. 4 Player of the Year in 2021, Two-time First Team All-CIF in both 2012 and 2013, and Two-time First Team DUL in 2012 and 2013.
- Spent three years at Arizona State University, batting .280 (162-for-578) in 162 combinid games while recording 33 doubles, a pair of triples, 13 homers, and 97 RBI...Became the third true freshman in Arizona State history to start the majority of their freshman and sophomore seasons at catcher...Named First Team All-Pac-12 and Second-Team Pac-12 All-Academic in 2015 as a sophomore, as well as Pac-12 All-Conference First Team as a junior in 2016.
- Played for the Bourne Braves of the Cape Cod League in 2014 and 2015, batting .186 (18-for-97) across 97 games combined with three doubles, a homer, and 12 RBI.
- His younger brother Jonathan played baseball at Long Beach State.

## LAST SEASON:

- Made his first career Opening Day roster...Batted .130 (3-for-23) over three stints with Colorado...Spent 64.0 innings behind the plate...Caught five stealing on 12 attempts (42%).
- Between his stints with Colorado, played in 38 contests with Triple-A Albuquerque, hitting .199 (30-for-151) with five doubles, five homers, and 20 RBI.

*Bold – career high; Red – league high*

Year	Club and League	AVG	G	AB	R	H	2B	3B	HR	RBI	BB	IBB	SO	SB	CS	OBP	SLG	OPS	SH	SF	HBP
2016	Grand Junction (PION)	.203	34	133	11	27	7	0	1	16	7	0	22	0	3	.246	.278	.524	1	1	1
2017	Asheville (SALL)	.280	49	168	22	47	14	1	19	20	0	29	3	4	.372	.393	.765	3	2	6	
2018	Lancaster (CALL)	.268	83	291	53	78	22	3	12	46	23	0	68	1	1	.326	.488	.814	9	8	6
2019	Hartford (EL)	.202	77	242	35	49	12	0	9	30	22	0	61	1	2	.286	.364	.650	3	2	7
2021	Albuquerque (AAAW)	.250	73	252	36	63	12	2	16	38	16	0	61	1	0	.308	.504	.812	0	2	6
2022	COLORADO (NL)	<b>.203</b>	<b>62</b>	<b>187</b>	<b>19</b>	<b>38</b>	<b>4</b>	<b>1</b>	<b>6</b>	<b>16</b>	<b>13</b>	0	<b>44</b>	0	0	.261	.332	.593	2	1	2
	Albuquerque (AAAW)	.273	23	77	18	21	3	0	5	11	16	0	15	0	0	.406	.506	.912	0	1	2
2023	COLORADO (NL)	.130	11	23	0	3	1	0	0	1	0	0	10	0	0	.130	.174	.304	0	0	0
	Albuquerque (AAAW)	.199	38	151	14	30	5	0	5	20	8	0	51	0	0	.241	.331	.572	0	2	1
<b>Minor Totals</b>		.240	377	1314	189	315	75	6	49	180	112	0	307	6	10	.310	.418	.728	16	18	29
<b>MAJOR TOTALS</b>		.195	73	210	19	41	5	1	6	17	13	0	54	0	0	.248	.314	.562	2	1	2

## HOME RUN BREAKDOWN

Total	H	A	ONE GAME				GS	LO	XN	IP	PH	RHP	LHP
			2	3	4								
6	6	0	1	0	0	0	0	0	0	0	0	5	1

## TRANSACTIONS

- Selected by the Colorado Rockies in the 5th round of the 2016 First-Year Player Draft
- Claimed off waivers by the Chicago Cubs on Jan. 5, 2024
- Claimed off waivers by the Toronto Blue Jays on Jan. 16, 2024

## GAME HIGHS

<b>ML Debut</b>	May 18, 2022 vs. SF	<b>Stolen Bases</b>	None
<b>Runs</b>	2 – 3x, last: Aug. 4, 2022 at SD	<b>Last ML Home Run</b>	Aug. 21, 2022 vs. SF
<b>Hits</b>	4 – June 16, 2022 vs. CLE	<b>Longest Hitting Streak</b>	4G – Aug. 4-12, 2022
<b>Home Runs</b>	2 – May 21, 2022 vs. NYM	<b>Longest On-Base Streak</b>	5G – Aug. 4-14, 2022
<b>RBI</b>	4 – May 21, 2022 vs. NYM	<b>Longest Hitless Streak</b>	17AB – July 10-July 23, 2022

## MILESTONES

Category	Date	Opponent	Pitcher	Notes
<b>Hit</b>	1 May 21, 2022	New York (NL)	Williams	Home Run
<b>Home Run</b>	1 May 21, 2022	New York (NL)	Williams	2R
<b>Multi-HR Game (1)</b>				
	1 May 21, 2022	New York (NL)	Williams, Medina	2R, 2R
<b>RBI</b>	1 May 21, 2022	New York (NL)	Williams	Home Run



**PROFESSIONAL CAREER:****MINORS:**

- Started his professional career in 2016 with Rookie-Ball Grand Junction of the Pioneer League...Played in 34 games batting .246 (27-for-133) with seven doubles, a homer, and 16 RBI.
- Promoted to Single-A Asheville in 2017, appearing in 49 games batting .280 (47-for-168) with 14 doubles, a triple, a homer, and 19 RBI.
- Named an MLB.com Organization All-Star in 2018 with High-A Lancaster, reaching career highs in games played (83), at-bats (291), runs (53) hits (78), doubles (22), triples (3), and RBI (46) hitting .268 to go along with 12 home runs.
- Attended MLB Spring Training for the first time in 2019, appearing in seven games...Promoted to Double-A Hartford for the 2019 season, hitting .202 (49-for-242) over 77 games with 12 doubles, nine home runs, and 30 RBI...Appeared in 12 games for the Salt River Rafters of the Arizona Fall League, batting .283 (13-for-46) with six extra-base hits and nine RBI.
- Made his second trip to MLB Spring Training in 2020, playing in five games...Did not play in the 2020 season due to the pandemic
- Attended MLB Spring Training for the third time, playing 15 games batting .353 (6-for-17) with three extra-base hits and three RBI...Promoted to Triple-A Albuquerque for the 2021 season, batting .250 (63-for-252) over 73 games played with 12 doubles, two triples, a career-high 16 home runs, and 38 RBI...Played for the Tigres de Licey of the Dominican Winter League after the 2021 season had concluded, recording a pair of hits and a pair of RBI in eight contests.

**2022:**

- Appeared at MLB Spring Training for the fourth straight season in 2022, hitting .214 (3-for-14) with a homer and three RBI over 11 contests...Began the season remaining at Triple-A Albuquerque, hitting .273 (21-for-77) with eight extra-base hits and 11 RBI.
- Had his contract selected by the Colorado Rockies on May 17, 2022.
- Made his MLB debut on May 18, 2022 vs. SF...Went 0-for-2.
- Recorded his first career MLB hit, RBI, and home run with a [two-run shot](#) off Trevor Williams in the 2nd inning of his 2nd career game...Later recorded his first career multi-hit and multi-homer game with another [two-run homer](#) off Adonis Medina in the 6th.
- Became the first player in MLB history to have multi-run home runs in the same game for his first two career hits...Also the second player in franchise history to have each of his first two career hits be home runs, after Trevor Story did the same in 2016.
- Recorded his first career three-hit game with three singles and two RBI on June 1 vs. MIA.
- Launched a his third career homer on June 5 vs. ATL.
- Collected his first career four-hit game on June 16 vs. CLE, going 4-for-4 with two runs scored and his first career triple.
- In the month of June, hit .333 (15-for-45) with three extra-base hits and four RBI.
- Hit the longest home run of his career, a 450 ft solo shot on July 31, 2022 vs. LAD.
- Recorded his longest career-hitting streak at four games from August 4-12, going 6-for-13 (.462) with two extra-base hits and three RBI.
- In 35 games at home in Coors Field, hit .250 (25-for-100) with three doubles, a triple, six homers, and 14 RBI (.810 OPS).
- Caught 10 stealing on 51 attempts (20%).

**Career-Highs - Statcast**

	Speed/Distance	Date
<b>Hardest Hit Ball:</b>	105.8 MPH	Sep. 4, 2022 at CIN
<b>Farthest Hit Ball:</b>	450 ft	July 31, 2022 at PHI
<b>Top Sprint Speed:</b>	28.0 ft/s	Sep. 5, 2022 vs. MIL





# SOSA ANDRES

# 72 CATCHER

BIRTHDATE ..... November 7, 1997  
OPENING DAY AGE ..... 26  
BIRTHPLACE ..... Hermosillo, Mexico  
RESIDENCE ..... San Antonio, TX  
INSTAGRAM ..... @andressosaaa

BATS/THROWS ..... R/R  
HEIGHT/WEIGHT ..... 5-11/210  
CONTRACT STATUS ..... signed thru 2024  
M.L. SERVICE ..... 0.000  
OPTIONS USED ..... 0 of 3

**NON-ROSTER**

### PERSONAL:

- Andres Pablo Sosa.
- Played his freshman season at the University of Texas in 2017 before attending Dallas Baptist University for three years from 2019-2021...Played a combined 110 games during his NCAA career, batting .245 with 10 doubles, 18 home runs, and 71 RBI for an .852 OPS.

### LAST SEASON:

- Appeared at MLB Spring Training for the first time in his career, hitting .238 (5-for-21) with a double, a homer, and five RBI in 16 games.
- Split the 2023 campaign between Single-A Dunedin, High-A Vancouver, and Double-A New Hampshire, playing in 59 games combined batting .237 (50-for-211) with 14 doubles, a pair of homers, and 20 RBI.
- Made 55 starts behind the plate logging 464.0 innings with 15 runners caught stealing on 83 attempts (18%).
- Played for the Naranjeros de Hermosillo of the Mexican Pacific Winter League, appearing in 35 games batting .208 (20-for-96) with three doubles, a pair of homers, and six RBI.

*Bold – career high; Red – league high*

Year	Club and League	AVG	G	AB	R	H	2B	3B	HR	RBI	BB	IBB	SO	SB	CS	OBP	SLG	OPS	SH	SF	HBP
2021	Blue Jays (FCL)	.333	9	9	1	3	1	0	0	1	0	0	3	0	0	.455	.444	.899	0	0	2
	Dunedin (LASE)	.188	5	16	0	3	0	0	0	3	1	0	7	0	0	.263	.188	.451	0	1	1
2022	Vancouver (NORW)	.226	73	208	42	47	20	1	5	27	45	0	60	6	0	.397	.404	.801	1	3	16
2023	Dunedin (FL)	.200	3	10	0	2	1	0	0	1	2	0	2	0	1	.429	.300	.729	0	0	2
	Vancouver (NORW)	.257	20	74	13	19	2	0	1	8	11	0	12	1	0	.391	.324	.715	0	1	6
	New Hampshire (EL)	.228	36	127	15	29	11	0	1	11	13	0	37	2	1	.322	.339	.661	2	1	5
<b>Minor Totals</b>		.232	146	444	71	103	35	1	7	51	72	0	121	9	2	.374	.363	.737	3	6	32

### TRANSACTIONS

- Signed by the Toronto Blue Jays as an undrafted free agent on August 16, 2021

### PROFESSIONAL CAREER:

#### MINORS:

- Played his 1st season of professional ball in 2021, splitting time between the FCL Blue Jays and Single-A Dunedin.
- Appeared in 14 total games, going 6-for-25 (.240) with a double and four RBI.
- Spent the 2022 season with High-A Vancouver...Appeared in 73 games for the Canadians, batting .226 (47-for-208) with 20 doubles, a triple, five home runs, and 27 RBI for a .801 OPS (.397 OBP, .404 SLG).
- His 20 doubles were tied for 7th most among Northwest League hitters and led all catchers.
- Among Northwest League catchers with at least 200 at-bats, his .801 OPS was the best mark.
- Threw out 20 of 87 attempted basestealers (23% caught stealing)...Threw out more runners than all but one Blue Jays minor leaguer, trailing only New Hampshire's **Ryan Gold** (21).

### YOUNGEST BLUE JAYS TO RECORD FIRST MULTI-HOMER GAME

Player	Date	Age
Vladimir Guerrero Jr.	05/14/2019	20 years, 59 days
Travis Snider	04/13/2009	21 years, 70 days
Felipe Lopez	09/04/2001	21 years, 115 days
Bo Bichette	08/20/2019	21 years, 168 days
Carlos Delgado	04/11/1994	21 years, 290 days
John Olerud	06/21/1990	21 years, 320 days

BIOGRAPHIES

LAST SEASON

HISTORY

RECORDS

OPPONENTS

PLAYER DEV.

MEDIA & MISC.





# SPRINGER GEORGE

4

OUTFIELDER

BIRTHDATE ..... September 19, 1989  
 OPENING DAY AGE ..... 34  
 BIRTHPLACE ..... New Britain, CT  
 RESIDENCE ..... New Britain, CT  
 INSTAGRAM ..... @georgespringer

BATS/THROWS ..... R/R  
 HEIGHT/WEIGHT ..... 6-3/220  
 CONTRACT STATUS ..... signed thru 2026  
 M.L. SERVICE ..... 9.166  
 OPTIONS USED ..... 0 of 3

## PERSONAL:

- George Chelston Springer III.
- Graduated from Avon Old Farms High School in New Britain, CT, where he also played soccer...Drafted by Minnesota in the 48th round following his senior season, but did not sign and went on to attend the University of Connecticut.
- Played three seasons at UConn before being drafted by Houston with the 11th overall selection in the 2011 First-Year Player Draft...Became the highest-drafted player in school history...In 2009, became the first player in UConn school history to be named the Big East Rookie of the Year...In 2011, was named a First Team All-American by Perfect Game USA, Louisville Slugger and the NCBWA, and was a semifinalist for both the Dick Howser Trophy and Golden Spikes Award.
- Both of his parents also attended UConn...His father, George II, played in the 1976 Little League World Series...His mother, Laura, is a former gymnast...George took gymnastics lessons starting at 18 months old until he was 12.
- Married to Charlise, who played softball at the University of Albany, and for Puerto Rico's national team...His sister, Lena, also a softball player, played three years at Ohio State.
- Has been the Stuttering Association for the Young (SAY) spokesperson since 2014...Has hosted the annual "All-Star Bowling Event" since 2015...At the event, Springer, teammates, coaches and other professional athletes help to raise money for children and their families to attend Camp SAY, a summer camp for young people who stutter.
- Signed a six-year, \$150 million deal with the Blue Jays on January 23, 2021, marking the largest contract in franchise history.

## LAST SEASON:

- Played in 154 games, his 2nd most in a season (162 in 2016).
- Became the only qualified right fielder in team history to finish a season with a 1.000 fielding percentage (2nd: **Shawn Green** - .997 in 1999), which also led the AL and tied **Nick Castellanos** for the highest among MLB right fielders.
- His 20 stolen bases were a career high (16 in 2015).
- His 57 hits to lead off an inning were 4th most in the AL (Marcus Semien - 74, **Yandy Díaz** - 65, **Steven Kwan** - 63).
- Set a franchise record with [five hits on Opening Day](#) (5-for-6) on March 30 at STL...Became the 1st player in AL History with five hits and four runs scored on Opening Day.
- Plated the game-winning run with an [RBI single](#) in the bottom of the 10th inning on April 12 vs. DET, his 6th career walk-off hit and 1st as a Blue Jay.
- Hit his [1st leadoff homer of the season](#) and the 53rd of his career on April 14 vs. TB, tying **Craig Biggio** for 3rd most in MLB history.
- Earned his [3rd career Play of the Week](#) after making a diving grab on **Jace Peterson** in the 9th inning on June 23 vs. OAK.
- Crushed his [55th career leadoff homer](#) (3rd of 2023) on June 25 vs. OAK, breaking a tie with **Alfonso Soriano** for 2nd most all-time (1st: **Rickey Henderson** - 81).
- Place on paternity list from July 8-10.
- Hit his 14th home run on the 13th pitch of his opening at-bat on Aug. 9 at CLE, the longest plate appearance to end in a home run in MLB in 2023...Became the 2nd player in club history with a 1st-inning home run in a 1-0 victory (**José Bautista** - Sept. 23, 2010 vs. SEA).
- Went 3-for-4 with two blasts and a season-high four RBI on Sept. 9 vs. KC...Was his 1st multi-homer game of the season (21st career).
- [Homered](#) on his birthday for the 1st time in his career on Sept. 19 at NYY...Was his 5th leadoff homer of the year (57th career)...Reached the 20 home run mark for the 8th time in his career...Became the 16th Blue Jay (17th time) to homer on his birthday and joined **José Cruz Jr.** (April 19, 2000 vs. ANA) as the only players in team history to connect for a leadoff home run on their birthday.
- Hit a three-run [inside-the-park homer](#) in the 2nd inning off **Taj Bradley** on Sept. 24 at TB...Was the 3rd inside-the-park home run of his career (May 14, 2019 at DET and Sept. 20, 2020 vs. ARI).
- Over his last 49 games, went 56-for-197 (.284) with 30 runs scored, 11 doubles, eight homers, and 30 RBI (.815 OPS).
- His 30 hits in Sept./Oct. were T-7th in the AL.
- Went 2-for-9 during the AL Wild Card Series at MIN.



Year	Club and League	AVG	G	AB	R	H	2B	3B	HR	RBI	BB	IBB	SO	SB	CS	OBP	SLG	OPS	SH	SF	HBP
2011	Tri-City (NYP)	.179	8	28	8	5	3	0	1	3	2	0	2	4	0	.303	.393	.696	0	0	3
2012	Lancaster (CAL)	.316	106	433	101	137	18	10	22	82	56	4	131	28	6	.398	.557	.955	0	5	6
	Corpus Christi (TEX)	.219	22	73	8	16	3	0	2	5	6	0	25	4	2	.288	.342	.630	1	0	1
2013	Corpus Christi (TEX)	.297	73	273	56	81	20	0	19	55	42	1	96	23	5	.399	.579	.978	2	1	5
	Oklahoma City (PCL)	.311	62	219	50	68	7	4	18	53	41	0	65	22	3	.425	.626	1.051	0	2	4
2014	HOUSTON (AL)	.231	78	295	45	68	8	1	20	51	39	4	114	5	2	.336	.468	.804	0	2	9
	Quad Cities (MID)	.250	3	4	1	1	1	0	0	0	3	0	1	2	0	.571	.500	1.071	0	0	0
	Oklahoma City (PCL)	.353	13	51	17	18	4	1	3	9	9	0	15	4	0	.459	.647	1.106	0	0	1
2015	HOUSTON (AL)	.276	102	388	59	107	19	2	16	41	50	0	109	16	4	.367	.459	.826	2	3	8
	Corpus Christi (TEX)	.278	5	18	4	5	1	0	0	0	2	0	6	1	0	.350	.333	.683	0	0	0
2016	HOUSTON (AL)	.261	<b>162</b>	<b>644</b>	<b>116</b>	<b>168</b>	<b>29</b>	<b>5</b>	29	82	<b>88</b>	2	178	9	10	.359	.457	.816	0	1	11
2017	HOUSTON (AL)	.283	140	548	112	155	<b>29</b>	0	34	85	64	1	111	5	7	.367	.522	.889	0	4	11
2018	HOUSTON (AL)	.265	140	544	102	144	26	0	22	71	64	0	122	6	4	.346	.434	.780	0	3	5
2019	HOUSTON (AL)	<b>.292</b>	122	479	96	140	20	3	<b>39</b>	<b>96</b>	67	1	113	6	2	.383	.591	.974	0	4	6
	Corpus Christi (TEX)	.400	3	10	3	4	0	0	2	5	4	0	1	1	0	.571	1.000	1.571	0	0	0
2020	HOUSTON (AL)	.265	51	189	37	50	6	2	14	32	24	0	38	4	2	.359	.540	.899	0	2	5
2021	TORONTO (AL)	.264	78	299	59	79	19	1	22	50	37	1	79	4	1	.352	.555	.907	0	1	4
	Buffalo (AAA)	.176	5	17	2	3	1	0	0	1	0	0	3	0	0	.222	.235	.458	0	0	1
2022	TORONTO (AL)	.267	133	513	89	137	22	4	25	76	54	1	100	14	2	.342	.472	.814	0	5	7
2023	TORONTO (AL)	.258	154	613	87	158	25	1	21	72	60	1	125	<b>20</b>	5	.327	.405	.732	0	3	5
<b>Minor Totals</b>		.300	300	1126	250	338	58	15	67	213	165	5	345	<b>89</b>	16	.397	.557	.954	3	8	21
<b>MAJOR TOTALS</b>		.267	1160	4512	802	1206	203	19	242	656	547	11	1089	86	39	.354	.482	.836	2	28	71

**ALL-STAR GAME RECORD**

Year	League and City	AVG	G	AB	R	H	2B	3B	HR	RBI	BB	IBB	SO	SB	CS	OBP	SLG	OPS	SH	SF	HBP
2017	AL at MIA	.000	1	3	0	0	0	0	0	0	0	0	2	0	0	.000	.000	.000	0	0	0
2018	AL at WAS	1.000	1	2	2	2	0	0	1	1	0	0	0	0	0	1.000	2.500	3.500	0	0	0
2019	AL at CLE	.500	1	2	0	1	0	0	0	0	0	0	1	0	0	.500	.500	1.000	0	0	0
<b>TOTALS</b>		.429	3	7	2	3	0	0	1	1	0	0	3	0	0	.429	.857	1.286	0	0	0

**WILD CARD RECORD**

Year	Club and Opp.	AVG	G	AB	R	H	2B	3B	HR	RBI	BB	IBB	SO	SB	CS	OBP	SLG	OPS	SH	SF	HBP
2015	HOU vs. NYY	.250	1	4	0	1	1	0	0	0	0	0	1	0	0	.250	.500	.750	0	0	0
2020	HOU vs. MIN	.111	2	9	1	1	0	0	0	1	0	0	1	0	0	.111	.111	.222	0	0	0
2022	TOR vs. SEA	.286	2	7	0	2	0	0	0	0	0	0	3	0	0	.375	.286	.661	0	0	1
2023	TOR vs. MIN	.222	2	9	0	2	0	0	0	0	0	0	0	0	0	.222	.222	.444	0	0	0
<b>TOTALS</b>		.207	7	29	1	6	1	0	0	1	0	0	5	0	0	.233	.241	.474	0	0	1

**DIVISION SERIES RECORD**

Year	Club and Opp.	AVG	G	AB	R	H	2B	3B	HR	RBI	BB	IBB	SO	SB	CS	OBP	SLG	OPS	SH	SF	HBP
2015	HOU vs. KC	.211	5	19	5	4	1	0	1	3	3	0	10	0	0	.318	.421	.739	0	0	0
2017	HOU vs. BOS	.412	4	17	4	7	2	0	1	2	2	0	4	0	0	.474	.706	1.180	0	0	0
2018	HOU vs. CLE	.429	3	14	4	6	0	0	3	3	0	0	2	0	0	.429	1.071	1.500	0	0	0
2019	HOU vs. TB	.143	5	21	1	3	0	0	0	0	1	0	5	1	0	.182	.143	.325	0	0	0
2020	HOU vs. OAK	.389	4	18	4	7	1	0	2	4	0	0	7	0	0	.421	.778	1.199	0	0	1
<b>TOTALS</b>		.303	21	89	18	27	4	0	7	12	6	0	28	1	0	.354	.584	.938	0	0	1

**CHAMPIONSHIP SERIES RECORD**

Year	Club and Opp.	AVG	G	AB	R	H	2B	3B	HR	RBI	BB	IBB	SO	SB	CS	OBP	SLG	OPS	SH	SF	HBP
2017	HOU vs. NYY	.115	7	26	1	3	0	0	0	0	4	0	7	0	0	.233	.115	.349	0	0	0
2018	HOU vs. BOS	.381	5	21	2	8	3	0	1	5	3	0	5	1	0	.458	.667	1.125	0	0	0
2019	HOU vs. NYY	.160	6	25	4	4	0	0	2	4	4	0	10	0	0	.276	.400	.676	0	0	0
2020	HOU vs. TB	.233	7	30	3	7	0	0	2	5	2	0	6	0	1	.281	.433	.715	0	0	0
<b>TOTALS</b>		.216	25	102	10	22	3	0	5	14	13	0	28	1	1	.304	.392	.697	0	0	0

**WORLD SERIES RECORD**

Year	Club and Opp.	AVG	G	AB	R	H	2B	3B	HR	RBI	BB	IBB	SO	SB	CS	OBP	SLG	OPS	SH	SF	HBP
2017	HOU vs. LAD	.379	7	29	8	11	3	0	5	7	5	1	8	0	0	.471	1.000	1.471	0	0	0
2019	HOU vs. WAS	.296	7	27	6	8	4	0	2	4	7	0	5	2	0	.441	.667	1.108	0	0	0
<b>TOTALS</b>		.339	14	56	14	19	7	0	7	11	12	1	13	2	0	.456	.839	1.295	0	0	0

**HOME RUN BREAKDOWN**

Total	ONE GAME											
	H	A	2	3	4	GS	LO	XN	IP	PH	RHP	LHP
242	120	122	20	1	0	7	57	4	3	0	175	67

**TRANSACTIONS**

- Selected by the Houston Astros in the 1st round (11th overall) of the 2011 First-Year Player Draft
- On disabled list (left quad strain) on July 20, 2014 for the remainder of the season
- On disabled list (concussion) from May 6-12, 2015
- On disabled list (right wrist fracture) from July 2-September 3, 2015
- On disabled list (left quad discomfort) from July 25-August 8, 2017
- On disabled list (sprained left thumb) from August 6-16, 2018
- On disabled list (strained left hamstring) from May 25-June 23, 2019
- Signed by the Toronto Blue Jays on January 23, 2021
- On injured list (left oblique strain) from March 29-April 27, 2021
- On injured list (right quad strain) from May 3-June 21, 2021
- On injured list (left knee sprain) from August 15-29, 2021
- On injured list (right elbow inflammation) from August 5-14, 2022



BIOGRAPHIES  
 LAST SEASON  
 HISTORY  
 RECORDS  
 OPPONENTS  
 PLAYER DEV.  
 MEDIA & MISC.

## GAME HIGHS

<b>ML Debut</b>	April 16, 2014 vs. KC	<b>Stolen Bases</b>	3 – April 27, 2015 at SD
<b>Runs</b>	5 – 2x, last: May 12, 2019 at KC	<b>Last ML Home Run</b>	Sept. 24, 2023 at TB
<b>Hits</b>	6 – May 7, 2018 at OAK	<b>Longest Hitting Streak</b>	14G – June 7-21, 2015
<b>Home Runs</b>	3 – Sept. 22, 2019 vs. LAA	<b>Longest On-Base Streak</b>	25G – June 27-Sept. 26, 2015
<b>RBI</b>	5 – 6x, last: Oct. 3, 2021 vs. BAL	<b>Longest Hitless Streak</b>	35AB – July 22-Aug. 2, 2023

## MILESTONES

Category	Date	Opponent	Pitcher	Notes
<b>Hit</b>	1 April 16, 2014	Kansas City	Guthrie	Single
	1,000 Aug. 17, 2022	Baltimore	Pérez	PH RBI Single
<b>Home Run</b>	1 May 8, 2014	at Detroit	Smyly	1R
	100 March 29, 2018	at Texas	Hamels	Leadoff HR
	200 April 26, 2022	Boston	Diekman	2R
<b>Multi-HR Game (21)</b>				
	21 Sept. 9, 2023	Kansas City	Greinke, Zerpa	1R, 1R
<b>Three-HR Game 1</b>				
	Sept. 22, 2019	Los Angeles (AL)	Rodriguez (2), Suarez	1R, 2R, 1R
<b>Grand Slam HR (7)</b>				
	7 July 26, 2022	St. Louis	Fernandez	6th inning
<b>Leadoff HR (57)</b>				
	57 Sept. 19, 2023	at New York (AL)	Schmidt	—
<b>Walk-off HR (2)</b>	1 June 1, 2016	Arizona	Clippard	1R, 11th inning
	2 April 5, 2017	Seattle	De Jong	3R, 13th inning
<b>Extra-Inning HR (4)</b>				
	4 Sept. 2, 2019	at Milwaukee	Guerra	1R, 10th inning
<b>Inside-The-Park HR (3)</b>				
	1 May 14, 2019	at Detroit	Farmer	1R
	2 Sept. 20, 2020	Arizona	Widener	1R
	3 Sept. 24, 2023	at Tampa Bay	Bradley	3R
<b>RBI</b>	1 April 18, 2014	at Oakland	Gray	Single
	500 Oct. 1, 2021	Baltimore	Mattson	Single
<b>Stolen Base</b>	1 April 18, 2014	at Oakland	Gray	2nd base
			C-Jaso	

## PROFESSIONAL CAREER:

## MINORS:

- Combined to hit .302 with 21 doubles, 10 triples, 24 home runs, 87 RBI, and 32 stolen bases at two levels in 2012 (Advanced-A Lancaster and Double-A Corpus Christi)...Earned Mid-Season and Post-Season All-Star honours...Following the season, was named an Organization All-Star by MiLB.com...Played for Mesa in the Arizona Fall League and hit .286 (20-for-70) with four doubles, three triples, four home runs, and 14 RBI in 21 games...Named an AFL Rising Star.
- Named Minor League Baseball's 2013 Offensive Player of the Year and the Astros Minor League Player of the Year after hitting .303 with 27 doubles, four triples, 37 homers, 108 RBI, 45 stolen bases, and a 1.010 OPS combined between Triple-A Oklahoma City (62G) and Double-A Corpus Christi (73G)...Was one of the nine position players named to Baseball America's Minor League All-Star Team...Named to MLB.com's All-Prospect Team...Received Texas League Player of the Year honours and was a Mid-Season and Post-Season All-Star after hitting .297 with 19 homers and 23 steals in 73 first-half games with Corpus Christi...Started the second half with Triple-A Oklahoma City and from then on led the Pacific Coast League in runs (49), extra-base hits (29), total bases (136), homers (18), RBI (53), SLG (.626) and OPS (1.050).

## 2014:

- Finished one home run shy of tying the Astros club record for home runs by a rookie (**Lance Berkman** - 21 in 2000), hitting 20 home runs to go with 58 RBI in 78 games.
- Set franchise rookie records for home runs (19) and RBI (50) prior to the All-Star Break.
- Selected to the Major League roster on April 16 and made his **MLB debut** vs. KC...Recorded a hit, a walk and a run scored.
- Collected a hit in each of his first five games (April 16-20) to start his career.
- Became the 1st rookie in Houston's history to homer in four straight games (five total homers), from May 21-26.
- Became the 2nd rookie in MLB history to hit seven home runs over a seven-game span (May 21-29), joining **Rudy York** (Aug. 22-27, 1937).
- Recorded two home runs and five RBI in what was his 33rd career game on May 24 at SEA...His five runs tied a franchise record, last achieved by **Cody Ransom** on Sept. 20, 2007...Marked the first multi-homer game by an Astros rookie since **Hunter Pence** hit two on Aug. 31, 2007 at CHC.
- Went 4-for-4 with five runs scored, three RBI, two doubles, a home run and a walk on May 26 at KC, becoming the 1st player in Astros history to reach all of those marks in a single game.
- Named AL Rookie of the Month for May, becoming the 4th Astros player to win a Rookie of the Month Award...Hit .294 (30-for-102) with four doubles, one triple, 10 homers, 25 RBI and a 1.032 OPS.
- Placed on the DL on July 23 with a left quad strain for the remainder of the season.

## 2015:

- His 36 home runs within his first 180 games in the Majors set an Astros record, previously held by **Glenn Davis** (35 HR).
- Batted .319 (66-for-207) with an .880 OPS (.383 OBP/.498 SLG) on the road.
- Posted a career-long, 14-game hitting streak from June 7-21, in which he hit .458 (27-for-59) with four doubles, four home runs, seven RBI, and a .492 OBP.
- Hit his 1st career leadoff homer on June 19 at SEA off **LHP Roenis Elias**.





- Put together a career-long 25-game on-base streak from June 27-Sept. 26.

## 2016:

- Set career highs in games (162), at-bats (644), hits (168), doubles (29), triples (5), and walks (88).
- Named a finalist for the Gold Glove Award...Ranked 2nd among AL right fielders in fielding percentage with a .994 mark.
- Played in all of Houston's 162 games, becoming the 7th player in club history to play all 162 games of a season.
- Led the Majors in plate appearances (744), which tied for 2nd all-time in club history for a single season with **Craig Biggio's** 1997 season, behind only **Biggio's** 1999 season (749).
- Tied for 4th in the AL in walks (88)...Tied for 6th in the Majors and 5th in the AL in runs scored (116)...Marked the most runs by an Astros player since **Jeff Bagwell** (126) and **Craig Biggio** (118) in 2001.
- Became the 1st player in franchise history to hit three grand slams in a single season...According to Elias, became the 2nd player in MLB history to hit a grand slam as a visitor at both Fenway Park and Yankee Stadium (new or old) in the same year, joining **Al Rosen** (1951).
- Was one of five AL Final Vote candidates for the All-Star Game and finished 2nd to Toronto's **Michael Saunders** in the AL Final Vote balloting.
- Hit his 1st career grand slam on April 6 at NYY in the 2nd inning off **Michael Pineda**.
- Recorded four RBI in consecutive games from May 13-14...Used his 2nd grand slam to do so on May 14 at BOS.
- Knocked his 1st career walk-off home run on June 1 vs. ARI in the 11th inning off RHP **Tyler Clippard**.
- Went 3-for-5 with a triple, a walk, two runs scored and a grand slam, tying his career high with five RBI on June 24 at KC... Tripled to lead off the game, then hit a grand slam later in the 1st inning...Per Elias, became the first leadoff hitter to hit a grand slam in the 1st inning of a game since Seattle's **Danny Tartabull** on April 15, 1986 at CAL...Also became the 1st player in the modern era to hit a triple and a grand slam in the 1st inning of a game...Only one other player in the divisional era (since 1969) had a triple and grand slam in any inning (**Brandon Inge** - April 23, 2004 vs. CLE, 6th inning).
- Recorded a hit in seven straight at-bats from Sept. 24-26...Was one hit shy of tying the franchise record set by **Lance Berkman**, who hit in eight consecutive at-bats from May 4-8, 2008.

## 2017:

- Made his 1st career All-Star Team, received a Silver Slugger Award and was named MVP of the World Series.
- Hit all 34 of his home runs out of the leadoff spot in the lineup, which set a franchise record and tied for the 7th most homers ever recorded by a leadoff hitter in MLB history...The only AL players to hit more homers out of the leadoff spot in a single season were **Alfonso Soriano** (38 in 2002, 35 in 2003) and **Brady Anderson** (35 in 1996)...Became the 1st player in MLB history with 27 homers from the leadoff spot prior to the All-Star Break.
- Notched nine leadoff homers, the most in MLB and tied for the 4th most leadoff homers by a player in AL history...Also set a new franchise record, surpassing the previous record of eight, reached by **Craig Biggio** in 2001 and himself in 2016.
- Tied for 2nd in the AL in runs (112) with **Jose Altuve**, behind **Aaron Judge** (128).
- Hit a leadoff home run on Opening Day on April 3 vs. SEA off **Felix Hernandez**...Became the 2nd player in franchise history to do so, joining **Terry Puhl** who did so twice (April 10, 1980 vs. LAD and April 6, 1978 at CIN).
- Belted a walk-off home run in the 13th inning on April 5 vs. SEA...Marked his 4th career walk-off hit and 2nd walk-off homer.
- Hit another leadoff blast on April 6 vs. SEA, becoming the first player in club history to hit a leadoff home one game after hitting a walk-off home run...The last MLB player to do so was **Scott Hairston** for the Padres from Aug. 3-4, 2007.
- On April 9 vs. KC, knocked a 3rd leadoff home run and scored the winning run in the 12th inning...Became the 1st player in Major League history to hit three leadoff homers within his team's first seven games of a season.
- Cranked his 4th leadoff home run of the year on April 11 at SEA, becoming the 1st player in MLB history to record four leadoff homers within his team's first nine games of a season.
- Recorded a multi-homer game (4th career) in the back half of Houston's doubleheader at NYY on May 14...Included his 5th leadoff homer of the season before he homered again to lead off the 2nd inning...Became the 4th player in MLB's expansion era (since 1961) to hit home runs to lead off each of the first two innings of a game, joining **Chad Curtis** (1995), **Stan Javier** (1999) and **Manny Machado** (2015)...Also became the 4th player in Astros history to homer in the 1st and 2nd innings of a game, joining **Jose Altuve** (2016), **Lance Berkman** (2002) and **Craig Biggio** (1997).
- Named AL Player of the Week for May 29-June 4...Had multiple hits in all six games, hitting .500 (15-for-30) with 11 runs, five home runs, nine RBI and a 1.565 OPS (.531 OBP/1.033 SLG).
- On July 7 at TOR, became the 1st player in club history (13th in MLB history) to have a four-hit, five-RBI game out of the leadoff spot.
- Elected to start the All-Star Game via the fan vote, getting the start in left field.
- Named the **Willie Mays World Series MVP** as part of a postseason in which he hit .292 (21-for-72) with five doubles, six homers, nine RBI, and a .997 OPS...Became the 8th outfielder to win the World Series MVP award.
- Batted .379 (11-for-29) in the World Series with three doubles, five homers, seven RBI, and eight runs scored, becoming the 1st player ever to reach those totals in a single World Series...His eight extra-base hits in the World Series set a new MLB record, surpassing **Willie Stargell**, who posted seven in the 1979 World Series...His five home runs in the World Series tied Hall of Famer **Reggie Jackson** (1977) and **Chase Utley** (2009) for the most in a single Fall Classic...His five homers from the leadoff spot set a new record for a World Series, eclipsing the previous mark of four set by **Lenny Dykstra** during the 1993 Fall Classic.
- Homered in four consecutive World Series games, becoming the 1st player to do so in a single World Series...Joined Hall of Famers **Lou Gehrig** and **Reggie Jackson** as the only players to homer in four consecutive World Series games overall.
- Recorded an MLB-record 29 total bases during the World Series, eclipsing the previous mark of 25 shared by Hall of Famers **Reggie Jackson** (1977) and **Willie Stargell** (1979)...Became the 1st player ever to record an extra-base hit in six consecutive World Series games.
- Following the season, was named the winner of the NY Chapter of the BBWAA Arthur and Milton Richman "You Gotta Have Heart Award" for overcoming challenges of his stutter...Was also named the Boston Chapter of the BBWAA "New England Player of the Year".

## 2018:

- Named an AL All-Star for the 2nd time in his career.
- His six leadoff home runs ranked 2nd in the AL behind **Francisco Lindor** (9).
- Tied for 7th in the AL in runs scored with 103...Became the 4th player in Astros history with at least three consecutive 100-run seasons, joining **Craig Biggio** (1995-1999), **Jeff Bagwell** (1996-2001) and **Lance Berkman** (2001-2004).
- Made his 4th consecutive Opening Day start on March 29 at TEX and hit a **leadoff homer** off **Cole Hamels**...Marked his 100th career home run and his 2nd consecutive Opening Day leadoff home run...Became the 1st player in MLB history to hit a leadoff homer on consecutive Opening Day games...Became the 2nd player in Astros history with multiple career Opening Day homers (also **Terry Puhl** in 1978 and 1980).

- Went 6-for-6 with a double, a [three-run homer](#), four singles and four runs scored on May 7 at OAK, setting a franchise record for hits in a nine-inning game...Joined **Joe Morgan** as the only players in club history to record [six hits in a game](#), as Morgan did so in a 12-inning contest on July 8, 1965 at MIL...Marked the 65th time in MLB history that a player recorded six hits in a nine-inning game.
- Combined with **Alex Bregman** and **Jose Altuve** for back-to-back-to-back home runs on June 20 vs. TB, the 6th time in franchise history that the Astros combined for three consecutive home runs.
- Voted to the AL All-Star Team via the player vote...Hit back-to-back home runs with **Alex Bregman** in the 2018 All-Star Game, becoming the first pair of teammates to hit back-to-back homers in an All-Star Game since the Dodgers' **Steve Garvey** and **Jimmy Wynn** did so in the 1975 All-Star Game.
- Belted his [5th career grand slam](#) on July 21 at LAA...Marked his 5th slam on the road, surpassing **Jeff Bagwell** (4) for the most road grand slams in club history.
- Hit .400 (14-for-35) with six runs, three doubles, four homers, eight RBI and a 1.276 OPS (.447 OBP/.829 SLG) in eight postseason games...Became Houston's all-time leader in postseason homers (11), doubles (10), extra-base hits (15) and hits (40)...Moved into a tie for 12th place all-time among AL players in postseason homers...Tied **Lenny Dykstra** (9) for the most postseason homers in MLB history by a leadoff hitter.
- Recorded a hit in all eight postseason games, stretching his postseason hitting streak to 14 games, tied for the 8th-longest streak in MLB history and marked the longest in Astros history.
- Went 2-for-4 with a single, two runs scored and a [solo homer](#) in Game 1 of the ALDS vs. CLE...Marked his 5th consecutive postseason game with a homer, becoming the 3rd player in MLB history to hit a home run in five consecutive playoff games, joining **Carlos Beltrán** (2004) and **Daniel Murphy** (6 games in 2015).
- [Homered](#) in Game 4 of the ALCS vs. BOS, his 31st career game in the postseason...Marked the 3rd most postseason home runs by a player within his first 31 career games in the playoffs all-time, behind **Carlos Beltrán** (14) and **Nelson Cruz** (13).

**2019:**

- Led the Majors with 12 leadoff home runs, one shy of the MLB record of 13 set by **Alfonso Soriano** in 2003...Tied the Major League record for total homers hit by a leadoff hitter over a single season (39), tying **Soriano's** record set in 2006.
- Recorded the 6th most RBI by a leadoff hitter in a single season in MLB history (96).
- Set career highs in homers (39), RBI (96), batting average (.292), OBP (.383), SLG (.591), and OPS (.974).
- Among AL players, ranked 4th in OPS, 4th in slugging, 5th in homers, and 7th in on-base percentage.
- Ranked 3rd in the AL in OPS with runners in scoring position (1.116)
- Finished 4th among AL center fielders in defensive runs saved (6).
- On Opening Day, March 28 at TB, hit a [three-run homer](#) of **Blake Snell**, marking his 3rd straight Opening Day game with a home run...Joined **Khris Davis** as the only Major League players to homer on Opening Day in each of the 2017-2019 seasons.
- Knocked his his [1st leadoff homer](#) of the season on April 1 at TEX off **Drew Smyly**...Was his 6th career leadoff homer at Globe Life Park, the most by any visiting player in Arlington all-time.
- Went 5-for-5 with two home runs, including a leadoff homer, five runs scored and four RBI on May 12 vs. TEX...Became the 1st player in club history to record five hits and score five runs in the same game...Tied a franchise record for runs scored in a game (last: himself on May 26, 2014 at KC)...Marked the 3rd game of his career with at least five hits, tying **Cesar Cedeño** for the most five-hit games in Astros history...Became the 3rd leadoff hitter in MLB history with a five-hit, two-homer, five-run game, joining **Matt Carpenter** (June 26, 2018 vs. CLE) and **Tim Lincecum** (Sept. 16, 1983 vs. TOR).
- Named the AL Co-Player of the Week for the week of May 12, his 2nd career weekly award (also May 29-June 4, 2017)...In seven games, led all AL players in batting (.519, 14-for-27), hits (14), home runs (5), and OPS (1.711)...Three of his five homers were leadoff shots...During the week, recorded a hit in six straight at-bats, scored a run in six straight plate appearances and reached base in seven straight plate appearances.
- Recorded his 1st career [inside-the-park](#) home run on May 14 at DET in the 5th inning off **Buck Farmer**.
- Left the game in the 8th inning on May 24 vs. BOS and was placed on the 10-day injured list with a strained left hamstring from May 25-June 23...At the time of his placement on the IL, was leading the AL in homers (17), RBI (43), and total bases (119) while ranking 2nd in runs (41), SLG (.654), and OPS (1.032).
- Named to the AL All-Star team for the 3rd time in his career, and made his 2nd All-Star Game start (1-for-2).
- Belted a game-winning [solo homer](#) in the top of the 10th inning on Sept. 2 at MIL...Was his 30th home run of the season, and his 4th career extra-innings homer.
- Recorded his 1st career three-homer game as he went yard in each of his first three plate appearances on Sept. 22 vs. LAA...Became the 1st leadoff hitter in Astros history with a three-homer performance.
- Batted .205 (15-for-73) with four doubles, four homers, eight RBI and three stolen bases across 18 postseason games.
- Had a strong World Series performance, batting .296 (8-for-27) with six extra-base hits (4-2B, 2 HR), four RBI and a 1.108 OPS...Became the 2nd player in MLB history to record at least six XBH and six BB in a single World Series, joining **Barry Bonds** (2002).
- [Homered](#) in Game 1 of the World Series, giving him five straight games with a home run in the World Series, a new MLB record streak as he surpassed Hall of Famers **Lou Gehrig** and **Reggie Jackson**.
- Hit a [two-run home run](#) in Game 5 of the World Series, the 7th WS homer of his career, putting him into a tie for 10th place on MLB's all-time World Series home runs list...Gave him the most career World Series homers by a leadoff hitter in MLB history (7), directly ahead of **Hank Bauer** (6) and **Lenny Dykstra** (6).
- Recorded two doubles in Game 6 of the World Series for his 5th career multi-XBH game in the WS, tying **Babe Ruth**, **Duke Snider** and **Lou Gehrig** for the most all-time.

**2020:**

- Batted .265 with six doubles, two triples, 14 home runs, 32 RBI, 24 walks, and a .899 OPS over 51 games.
- Walked, scored two runs, and hit a [leadoff homer](#) on Sept. 15 vs. TEX...Was his 11th career leadoff blast against the Rangers...Marked the 2nd most leadoff homers against any single opponent in MLB history (**Rickey Henderson** - 12 vs. CLE).
- Went 3-for-4 with two homers on Sept. 20 vs. ARI...Notched his 2nd career [inside-the-park](#) home run (also: May 14, 2019 at DET)...Was his 2nd multi-homer game of the season, also doing so in Game 2 of a doubleheader on Sept. 5 vs. LAA...Became the 3rd Astros player to record a multi-homer game that included an inside-the-park home run, joining **Ken Caminiti** (2x: May 22, 1993 at SD and July 3, 1994 vs. CHC) and **Jimmy Wynn** (July 30, 1967 vs. NYM).
- Batted .263 (15-for-57) with a double, four home runs, 10 RBI, and a .791 OPS during the postseason.
- Went 4-for-5 with a double, RBI and a run scored in Game 1 of the ALDS at OAK...Became the 6th Astros player to record four-or-more hits in a postseason game.
- Hit [two home runs](#) in Game 2 of the ALDS...Became the 7th Astros player to record a multi-homer game in the playoffs.
- Belted his 1st career postseason [leadoff home run](#) in Game 5 of the ALCS vs. TB...Joined **Craig Biggio** (2004 NLCS Game 7) as the only players in Astros history to hit a leadoff homer in the postseason...The blast was the 10th leadoff homer on the 1st pitch of a postseason game since pitch counts were first tracked in 1988, and the first since **David Freese** in 2018



World Series Game 5...Gave him the franchise lead in postseason home runs (19) and tied him with **Albert Pujols** for 4th all-time, while his 17 homers and 34 RBI as a leadoff hitter in the postseason marked the most in MLB history.

## 2021:

- Held a .907 OPS, the 2nd-best mark of his career (.974 in 2019)...Produced a 1.077 OPS while playing in the outfield.
- Started the season on the injured list with a left oblique strain...Later sustained a quad injury while rehabbing...Activated on April 28.
- Picked up his **1st hit** as a Blue Jay on April 30 vs. ATL with a single in the 1st...Stole his 1st base of the season later in the inning...Also walked twice to finish 1-for-3.
- Hit his **1st** and **2nd** home runs as a Blue Jay on May 1 vs. ATL, his 15th career multi-homer game (last: Sept. 20, 2020 vs. ARI)...Hit his 2nd jack at 116.4 MPH, the hardest hit ball of his career, and the 2nd hardest for a Jays home run in the Statcast era (**Rowdy Tellez** - 117.4)...Travelled a projected 470 feet, the 4th longest by a Toronto batter in the Statcast era...Hit only one of his 174 homers as an Astro in a 3-0 count, but hit his first two bombs as a Blue Jay in a 3-0 count...Became the 3rd MLB player (since tracking started in 1988) to hit two 3-0 homers in the same game, joining **Chase Utley** (June 28, 2007) and **Derek Norris** (May 11, 2014).
- Blasted his **10th** & **11th** home runs on July 31 vs. KC, his 2nd multi-homer game of the year...Homered on the 1st pitch of the game, becoming the 10th Blue Jay (16th time) to do so (since 1988 when pitch tracking began), and the first since **Steve Pearce** on April 8, 2018 at TEX...Marked his 40th career leadoff bomb, becoming the 8th player in MLB history to reach the mark.
- Named AL Player of the Week for July 26-Aug. 1, his 3rd career POTW...Went 10-for-25 (.400) with eight runs, five doubles, three homers, and seven RBI (1.476 OPS).
- Launched the 1st pitch of the game 439 feet over the center-field wall on Aug. 4 vs. CLE, his **13th homer** of the season...Became the 3rd player in team history to homer on the 1st pitch of a game multiple times in a season (also: July 31 vs. KC), joining **Alex Rios** in 2007 and **Jose Reyes** in 2014...Notched leadoff homers in consecutive games, the 4th Blue Jay ever to accomplish the feat (**Damazo Garcia** in 1983, **Jose Cruz Jr.** in 2000, **Devon Travis** in 2016)...Marked his 3rd leadoff jack of 2021 (42nd of his career).
- Named AL Player of the Week for Aug. 2-8, becoming the 1st player in team history to take consecutive weekly honours...Hit .364 (12-for-33) with three doubles, a triple, three homers (two leadoff homers), and 11 RBI (1.177 OPS).
- Crushed his **15th** and **16th** home runs on Aug. 11 at LAA, both solo shots, for his 3rd multi-homer game of the season (17th career).
- Landed on the IL for a 3rd time of the season from Aug. 15-29 with a left knee sprain.
- Notched his 2nd four-hit game of 2021 on Oct. 2 vs. BAL, also blasting his **20th home run** of the year...Reached the 20-homer mark for the 6th time in his career.
- Hit his **21st** & **22nd** home runs on Oct. 3 vs. BAL, a leadoff homer in the 1st and a grand slam in the 3rd...Marked his 4th leadoff bomb of the year (43rd career) and his 6th career grand slam.
- Named AL Player of the Week for Sept. 27-Oct. 3, his 5th career award and 3rd of 2021...Became the first AL player to win three weekly honours in a single season since **Justin Verlander** in 2011...Joined **José Bautista** (2010) as the only players in franchise history to win the award three times in a season...Hit .500 (13-for-26) with eight runs, three doubles, three homers, and 10 RBI in six games (.962 SLG, 1.497 OPS).


## 2022:

- Named an AL All-Star for the 4th time in his career.
- Hit his 1st home run of 2022 on April 10 vs. TEX, his 44th career leadoff homer, the most among active players and tying **Brady Anderson** for 7th all-time.
- Drove in all three runs in a 3-0 victory on April 11 at NYY, going 3-for-5 with a double and a dinger, homering in consecutive games for the 26th time in his career.
- Hit his 2nd leadoff **blast** on April 23 at HOU (45th career, 7th all-time), homering in his 1st at-bat against his former team.
- Belted a game-tying two-run **homer** with two outs in the bottom of the 9th on April 26 vs. BOS, his 4th bomb of the year and the 200th of his career.
- Hit his 5th and 6th homers on April 30 vs. HOU, his 1st multi-HR game of the year (19th career)...Drilled his 3rd leadoff homer of season and the 46th of his career, tying **Jimmy Rollins** for the 6th most in MLB history.
- Earned Play of the Week for his diving **catch** to prevent the tying run on May 1 vs. HOU...Was his 2nd career Play of the Week (also: July 24, 2021 at NYM).
- Led off the game on May 10 at NYY with his 7th longball...Marked the 47th leadoff shot of his career, tying **Curtis Granderson** for 5th most all-time.
- Led off the game with his 9th homer on May 26 at LAA...Marked his 5th leadoff jack of the year and the 48th of his career, tying him with **Ian Kinsler** for the 4th most in MLB history.
- Hit his 7th leadoff **home run** of the season and the 50th of his career on June 5 vs. MIN...The seven leadoff homers surpassed **Devon White** (6 in 1991) for the most in a single season in franchise history.
- Homered on the 1st pitch of the game for his 17th **longball** of 2022 on July 10 at SEA...Was his club-record 8th leadoff jack of the season (51st career)...Homered in consecutive games for the 2nd time in 2022 (27th career).
- Smacked his 7th career **grand slam** on July 26 vs. STL, his first since Oct. 3, 2021 vs. BAL.
- Landed on the injured list from Aug. 5-14 with right elbow inflammation.
- Came off the bench to record his 1,000th career **hit** on Aug. 17 vs. BAL, a single off **Cionel Pérez**...Was his 1st career pinch-hit knock.
- Went 5-for-5 with a double and an RBI on Aug. 18 at NYY, his 4th career 5+ hit game (last: May 12, 2019 vs. TEX).
- Had a season-high 12-game hit streak from Aug. 4-28 (20-for-44, .455 AVG, 5XBH, 10RBI).
- Drilled his 20th bomb of the season on Sept. 13 vs. TB (2), reaching the mark for the 7th time in his career.
- Went 3-for-4 with a pair of homers and a walk on Sept. 25 at TB...Was his 2nd multi-HR game of the year (April 30 vs. HOU) and the 20th of his career...Gave him 19 multi-HR games out of the leadoff spot, tied with **Alfonso Soriano** for 2nd most in MLB history, one back of **Mookie Betts** (20).
- Blasted his 9th leadoff **home run** on Sept. 27 vs. NYY...Gave him 52 career leadoff home runs, 4th most in MLB history (3rd: **Craig Biggio** - 53)...Was his 24th jack of the campaign, his 3rd in the last 3 games.
- Notched his 25th home run on Sept. 30 vs. BOS, reaching the 25-HR mark for the 4th time in his career.

## Career-Highs - Statcast

	Career/Distance	Date
<b>Hardest Hit Ball:</b>	116.4 MPH	May 1, 2021 vs. ATL
<b>Furthest Hit Ball:</b>	476 feet	May 7, 2018 at OAK
<b>Top Sprint Speed:</b>	33.4 ft/s	June 9, 2016 at TEX





# SWANSON

## ERIK

# 50

PITCHER

BIRTHDATE ..... September 4, 1993  
 OPENING DAY AGE ..... 30  
 BIRTHPLACE ..... Fargo, ND  
 RESIDENCE ..... Fargo, ND  
 INSTAGRAM ..... @swannypops

BATS/THROWS ..... R/R  
 HEIGHT/WEIGHT ..... 6-3/225  
 CONTRACT STATUS ..... signed thru 2024  
 M.L. SERVICE ..... 4.096  
 OPTIONS USED ..... 2 of 3

### PERSONAL:

- Erik Donald Swanson.
- Resides in Fargo, ND, with wife, Madison, and their son and daughter.
- Attended Mariemont (OH) High School.
- Earned Outstanding Pitcher honours while leading Iowa Western CC to the NJCAA Division I title in 2014... Committed to the University of Pittsburgh before being drafted by the Texas Rangers in the 8th round of the 2014 MLB First-Year Player Draft.

### LAST SEASON:

- Set career highs in wins (4), games (69), innings pitched (66.2), strikeouts (75), and saves (4).
- Made his Toronto debut with two strikeouts over a hitless inning on March 30 at STL.
- Picked up his 1st **save** as a Blue Jay and the 7th of his career on June 3 at NYM (1.0 IP, H, K).
- On injured list with thoracic spine inflammation from Aug. 27-Sept. 10.
- Made one rehab appearance for Triple-A Buffalo on Sept. 9 vs. LHV, earning the win while tossing a clean 9th inning (K).
- Kept a 1.10 ERA (2ER/16.1 IP), a 0.86 WHIP, and a .190 AVG over his last 18 games.

### Bold – career high; Red – league high

Year	Club & League	W-L	ERA	G	GS	CG	SHO	SV	IP	H	R	ER	HR	HB	BB	IBB	SO	WP	BK	AVG
2014	Spokane (NORW)	1-2	4.63	15	0	0	0	0	23.1	19	12	12	0	2	7	1	24	2	0	.229
2015	Rangers (ARIZ)	0-0	0.00	1	0	0	0	0	1.0	0	0	0	0	0	1	0	1	0	0	.000
	Hickory (SALL)	1-0	2.19	7	0	0	0	1	12.1	7	3	3	1	0	4	0	10	1	0	.163
	Frisco (TL)	0-0	9.00	1	0	0	0	0	1.0	2	1	1	0	0	2	0	1	1	0	.500
	Round Rock (PCL)	0-0	0.00	1	0	0	0	0	1.0	1	0	0	0	0	0	0	2	0	0	.250
2016	Hickory (SALL)	6-4	3.43	19	15	0	0	1	81.1	77	37	31	4	4	25	0	78	4	0	.248
	Charleston (SALL)	0-1	3.60	5	2	0	0	0	15.0	14	7	6	0	0	5	0	15	1	0	.246
2017	Tampa (FL)	7-3	3.95	20	20	0	0	0	100.1	115	46	44	10	3	14	1	84	1	0	.291
2018	Staten Island (NYPL)	0-0	4.05	2	2	0	0	0	6.2	8	3	3	0	0	0	0	6	0	1	.308
	Trenton (EL)	5-0	0.42	8	7	0	0	0	42.2	22	3	2	0	1	15	0	55	0	1	.155
	Scranton/Wilkes-Barre (IL)	3-2	3.86	14	13	1	0	0	72.1	63	32	31	10	2	14	0	78	1	0	.230
2019	Tacoma (PCL)	0-1	5.55	10	6	0	0	0	24.1	28	16	15	5	0	12	0	28	0	0	.283
	SEATTLE (AL)	1-5	5.74	27	8	0	0	2	58.0	56	41	37	17	2	12	1	52	2	0	.243
2020	SEATTLE (AL)	0-2	12.91	9	0	0	0	0	7.2	11	12	11	3	2	2	0	9	1	0	.344
2021	Tacoma (AAAW)	0-0	4.50	2	0	0	0	0	2.0	2	1	1	1	0	0	0	1	0	0	.250
	SEATTLE (AL)	0-3	3.31	33	2	0	0	1	35.1	28	18	13	5	1	10	1	35	0	0	.212
2022	Everett (NORW)	0-0	0.00	1	0	0	0	0	1.0	0	0	0	0	0	0	0	2	0	0	.000
	Tacoma (PCL)	0-0	0.00	1	0	0	0	0	1.0	2	0	0	0	0	0	0	1	0	0	.400
	SEATTLE (AL)	3-2	1.68	57	1	0	0	3	53.2	39	11	10	3	1	10	1	70	1	0	.202
2023	TORONTO (AL)	4-2	2.97	69	0	0	0	4	66.2	52	22	22	8	0	21	0	75	0	0	.217
<b>Minor Totals</b>		23-13	3.48	107	65	1	0	2	385.1	360	161	149	31	12	99	2	386	11	2	.247
<b>MAJOR TOTALS</b>		8-14	3.78	195	11	0	0	10	221.1	186	104	93	36	6	55	3	241	4	0	.225

### WILD CARD RECORD

Year	Club and Opp.	W-L	ERA	G	GS	CG	ShO	SV	IP	H	R	ER	HR	HB	BB	IBB	SO	WP	BK	AVG
2023	TOR vs. MIN	0-0	0.00	2	0	0	0	0	1.1	0	0	0	0	0	3	0	2	0	0	.000

### DIVISION SERIES RECORD

Year	Club and Opp.	W-L	ERA	G	GS	CG	ShO	SV	IP	H	R	ER	HR	HB	BB	IBB	SO	WP	BK	AVG
2022	SEA vs. HOU	0-0	0.00	1	0	0	0	0	1.0	0	0	0	0	0	0	0	1	0	0	.000

### TRANSACTIONS

- Selected by the Texas Rangers in the 8th round of the 2014 First-Year Player Draft
- Traded to the New York Yankees along with RHP Dillon Tate and RHP Nick Green in exchange for OF Carlos Beltrán on August 1, 2016
- Traded to the Seattle Mariners along with LHP Justus Sheffield and OF Dom Thompson-Williams in exchange for LHP James Paxton on November 19, 2018
- On injured list (strained right forearm) from August 20-September 14, 2020
- On injured list (strained right groin) from May 29-July 7, 2021
- On injured list (right elbow inflammation) from May 14-June 10, 2022
- Traded to the Toronto Blue Jays along with LHP Adam Macko in exchange for OF Teoscar Hernández on November 16, 2022
- On injured list (thoracic spine inflammation) from August 27-September 10, 2023



## GAME HIGHS

<b>ML Debut</b>	April 11, 2019 at KC	<b>ER Allowed</b>	8 – May 16, 2019 vs. MIN
<b>Innings Pitched:</b>		<b>HR Allowed</b>	4 – May 16, 2019 vs. MIN
<b>Starter</b>	6.0 – 2x, last: May 5, 2019 at CLE	<b>Low Hit CG</b>	None
<b>Reliever</b>	2.1 – Aug. 30, 2019 at TEX	<b>Last Win</b>	Sept. 17, 2023 vs. BOS
<b>Walks:</b>		<b>Last Save</b>	Aug. 5, 2023 at BOS
<b>Starter</b>	3 – May 5, 2019 at CLE	<b>Last CG</b>	None
<b>Reliever</b>	2 – 6x, last: May 26, 2023 at MIN	<b>Last ShO</b>	None
<b>Strikeouts:</b>		<b>Last Start</b>	July 13, 2022 at WAS
<b>Starter</b>	5 – April 17, 2019 vs. CLE	<b>Last Relief App.</b>	Oct. 1, 2023 vs. TB
<b>Reliever</b>	5 – Aug. 30, 2019 at TEX	<b>Longest Win Streak</b>	2G – 3x, last: Aug. 7, 2023-current
<b>Hits Allowed</b>	11 – April 28, 2019 vs. TEX	<b>Longest Losing Streak</b>	7G – May 10, 2019-Sept. 15, 2021
		<b>Scoreless Innings Streak</b>	14.1 – July 27-Aug. 31, 2022

## MILESTONES

Category	Date	Opponent	Notes
<b>Start</b>	1 April 17, 2019	Cleveland	L - 6.0 IP, 2H, 1ER, 0BB, 5K
<b>Win</b>	1 May 5, 2019	at Cleveland	as a starter - 6.0 IP, 1H, 0ER, 3BB, 3K
<b>Save</b>	1 Sept. 19, 2019	at Pittsburgh	1.0 IP, 1BB, 3K

## PROFESSIONAL CAREER:

### MINORS:

- Made his professional debut in 2014 with Short-A Spokane, going 1-2 with a 4.63 ERA (12 ER/32.1 IP), 24 strikeouts, and seven walks in 15 relief appearances.
- In 2015, combined with Triple-A Round Rock (1G), Double-A Frisco (1G), Single-A Hickory (7G), and AZL Rangers (1G) to go 1-0 with a save and a 2.35 ERA (4ER/15.1 IP) in 10 relief outings.
- Split the 2016 campaign between Single-A Hickory (TEX) and Single-A Charleston (NYY), going 6-5 with a save and a 3.46 ERA (37 ER/96.1 IP) over 24 games (17 starts)...Was a South Atlantic League Mid-Season All-Star with Hickory, where he made 19 appearances (15 starts)...Acquired by the Yankees on Aug. 1 and assigned to Charleston where he made five appearances (two starts).
- Was 7-3 in 2017 with a 3.95 ERA (44 ER/100.1 IP), 84 strikeouts, 14 walks in 20 starts with Single-A Tampa...Gave up two-or-fewer runs in 12 of 20 starts, including eight scoreless...Ranked 10th among minor leaguers (min. 100.0 IP) with a 1.26 BB/9.0 IP ratio (14 BB, 100.1 IP).
- Split the 2018 season between Double-A Trenton and Triple-A Scranton/Wikes-Barre, going 8-2 with a 2.58 ERA (33 ER/115.0 IP) in 22 games (20 starts)...Posted a 10.41 K/9.0 IP (133 K, 115.0 IP) and held opponents to a .204 average... Allowed three-or-fewer runs in 17 of 20 starts, including seven straight starts allowing one-or-fewer run from April 10-May 15...During those seven games, was 4-0 with a 0.46 ERA (2 ER/39.0 IP).

### 2019:

- Kept a 1-5 record and a 5.74 ERA (37 ER/58.0 IP), with 52 strikeouts and 12 walks in 27 appearances (8 starts) with Seattle.
- Made his MLB debut with the Mariners on April 11 at KC, tossing 2.0 innings and allowing two runs on three hits with two walks and four strikeouts.
- Made his 1st big-league start on April 17 vs. CLE (6.0 IP, 2H, ER, HR, 5K)...Became the 3rd Mariner in club history to work at least 6.0 innings and allow no more than one run and two hits in his 1st Major League start, joining **Brandon Morrow** (Sept. 5, 2008 vs. NYY) and **Doug Fister** (Aug. 11, 2009 vs. CWS).
- Earned 1st Major League win on May 5 at CLE, tossing 6.0 scoreless innings, allowing one hit and three walks with a trio of punchouts.
- Recorded his 1st career save on Sept. 19 at PIT, tossing a scoreless 11th inning with one walk and three strikeouts.
- In 18 relief appearances after the All-Star Break, was 2-for-2 in save opportunities while posting a 2.78 ERA (7 ER/22.2 IP) with 23 strikeouts and five walks.
- In 10 appearances (six starts) with Triple-A Tacoma, was 0-1 with a 5.55 ERA (15 ER/24.1 IP), 12 walks, and 28 strikeouts.

### 2020:

- Posted a 12.91 ERA (11 ER/7.2 IP) with nine strikeouts and two walks in nine games.
- Threw 149 pitches in 2020, 101 of which were his four-seam fastball (67.8%)...Among pitchers who threw at least 100 four-seam fast balls in 2020, his 67.8% fastball rate was tied for 8th most in the Majors.
- Placed on the 10-day injured list on Aug. 20 with a strained right forearm...Reinstated on Sept. 14 and finished the season with the Major League team.

### 2021:

- Went 0-3 with one save, a 3.31 ERA (13 ER/35.1 IP), 10 walks, and 35 strikeouts in 33 games (two starts).
- Did not allow a run in 24 of 31 appearances out of the bullpen.
- Recorded his 1st save of the season on May 28 vs. TEX, tossing 1.1 scoreless frames (H, BB, 2K).
- Did not allow a run in 12 consecutive games from May 13-July 31...Faced 50 batters over 12.2 innings, giving up six hits while walking five batters and striking out 15.
- Landed on the 10-day injured list on May 29 with a right groin strain...Activated on July 7.





**2022:**


- Set career highs in games (57), wins (3), saves (3), and strikeouts (70), while also posting a career-best 1.68 ERA.
- His 1.74 ERA as a reliever ranked 5th in the AL and 9th in the Majors.
- Allowed two runs or fewer in each of his 57 appearances, including 48 scoreless outings.
- Recorded multiple strikeouts in 23 games, including four games with three strikeouts.
- Earned his 1st [save](#) of the year on June 25 at LAA, allowing a pair of walks (one intentional) in a scoreless 9th inning.
- Served as the opener in the 2nd game of the doubleheader on July 13 at WSH (2.0 IP, K), his only start of the year.
- Tossed a career-high 14.1 straight scoreless innings from July 27-Aug. 31 (10H, 2BB, HB, 18K).
- On the 15-day injured list with right elbow inflammation from May 14-June 10...Made two scoreless rehab appearances with Single-A Everett and Triple-A Tacoma (2.0IP, 2H, 3K).
- Made his MLB postseason [debut](#) in Game 3 of the ALDS vs. HOU on Oct. 15 (1.0 IP, K).

**Statcast Data**

	2023	Career
<b>Strikeout %:</b>	28.6	27.0
<b>Walk %:</b>	8.0	6.2
<b>Hard Hit %:</b>	40.4	37.7
<b>Fastest Pitch:</b>	<a href="#">98.5 MPH</a>	Aug. 12, 2020 at TEX







# TIEDEMANN RICKY

70  
PITCHER

NON-ROSTER

BIRTHDATE ..... August 18, 2002  
 OPENING DAY AGE ..... 21  
 BIRTHPLACE ..... Long Beach, CA  
 RESIDENCE ..... Long Beach, CA  
 INSTAGRAM ..... @tariq\_tiedemann

BATS/THROWS ..... L/L  
 HEIGHT/WEIGHT ..... 6-4/220  
 CONTRACT STATUS ..... signed thru 2024  
 M.L. SERVICE ..... 0.000  
 OPTIONS USED ..... 0 of 3

## PERSONAL:

- Tariq Leni Tiedemann.
- Planned to attend Long Beach Junior College in 2021 but was unable to as the school's spring season was cancelled due to the COVID-19 pandemic.
- Transitioned to Golden West College (Huntington Beach, CA) to participate in their 2021 season, going 2-1 with a 3.55 ERA (15 ER/38.0 IP) and 60 strikeouts.
- Entering the 2024 season as Toronto's top prospect for the second consecutive year, according to both MLB.com and Baseball America...Ranked 31st overall on Baseball America's list and 32nd on MLB.com in 2023...Listed 22nd overall on Baseball America's list and 29th on MLB.com entering the 2024 season.

## LAST SEASON:

- Received an invite to Major League Spring Training and made two appearances (3.0 IP, 3H, 2ER, HR, BB, 4K).
- Was sidelined with a left biceps issue for two months.
- Made 11 starts for Double-A New Hampshire and struck out 58 batters over 32.0 frames.
- Made his Triple-A debut with a 4.0-inning start on Sep. 22 vs. Norfolk, allowing one unearned run on two hits to go with two walks and six strikeouts.
- Named Arizona Fall League Pitcher of the Year after posting a 2.50 ERA (5 ER/18.0 IP), a .190 AVG, and a 1.11 WHIP over four starts for the AFL Champion Surprise Saguaros (12H, HR, 2HB, 8BB, 23K).
- Also took AFL Pitcher of the Week for Oct. 2-7...Tossed 5.0 innings of one-run baseball in his 1st AFL start while racking up seven strikeouts and allowing just three hits.
- Named an MiLB.com Organizational All-Star at the end of the season.

*Bold – career high; Red – league high*

Year	Club & League	W-L	ERA	G	GS	CG	SHO	SV	IP	H	R	ER	HR	HB	BB	IBB	SO	WP	BK	AVG
2022	Dunedin (FL)	3-1	1.80	6	6	0	0	0	30.0	11	6	6	1	1	13	0	49	4	0	.115
	Vancouver (NORW)	2-2	2.39	8	8	0	0	0	37.2	23	12	10	2	6	12	0	54	0	0	.176
	New Hampshire (EL)	0-1	2.45	4	4	0	0	0	11.0	5	4	3	0	1	4	0	14	0	0	.147
2023	Blue Jays (FCL)	0-0	0.00	1	1	0	0	0	2.0	0	0	0	0	0	0	0	3	0	0	.000
	Dunedin (FL)	0-0	0.00	2	2	0	0	0	6.0	1	0	0	0	0	1	0	15	0	0	.053
	New Hampshire (EL)	0-5	5.06	11	11	0	0	0	32.0	28	22	18	1	2	20	0	58	1	1	.235
	Buffalo (IL)	0-0	0.00	1	1	0	0	0	4.0	2	1	0	0	0	2	0	6	0	0	.167
	<b>Minor Totals</b>	5-9	2.71	33	33	0	0	0	122.2	70	45	37	4	10	52	0	199	5	1	.168

## TRANSACTIONS

- Selected by the Toronto Blue Jays in the 3rd round of the 2021 First-Year Player Draft

## PROFESSIONAL CAREER:

### MINORS:

- Selected in the 3rd round of 2021 Draft and officially signed with the Blue Jays on July 21.
- Split his 1st professional season in 2022 between Single-A Dunedin, High-A Vancouver, and Double-A New Hampshire... Combined to make 18 starts, pitching to a 5-4 record and a 2.17 ERA (19 ER/78.2 IP) with 117 strikeouts and 29 walks.
- His 0.86 WHIP led all Minor League pitchers with at least 75.0 innings pitched.
- His 13.39 SO/9 was the 2nd best among Blue Jays farmhands (**Dahian Santos** - 14.86) and the 13th-best among all Minor League hurlers (min. 75.0 IP).
- Allowed just six hits to left-handed batters all season (five singles, one double), holding lefties to a .128 batting average.
- Appeared in the 2022 MLB Futures Game in Los Angeles, throwing a 1-2-3 5th inning on just nine pitches (six strikes).

BIOGRAPHIES

LAST SEASON

HISTORY

RECORDS

OPPONENTS

PLAYER DEV.

MEDIA & MISC.





# TURNER JUSTIN

2

INFIELDER

BIRTHDATE ..... November 23, 1984  
 OPENING DAY AGE ..... 39  
 BIRTHPLACE ..... Long Beach, CA  
 RESIDENCE ..... Studio City, CA  
 INSTAGRAM ..... @return2

BATS/THROWS ..... R/R  
 HEIGHT/WEIGHT ..... 5-11/208  
 CONTRACT STATUS ..... signed thru 2024  
 M.L. SERVICE ..... 13.045  
 OPTIONS USED ..... 1 of 3

## PERSONAL:

- Justin Matthew Turner...Nicknamed "Red".
- Resides in Studio City, Los Angeles with his wife Kourtney...The two were married in 2017 in a ceremony officiated by 1988 NL Cy Young Award winner **Orel Hershiser**.
- Graduated from Mayfair High School in Lakewood, CA, where he was named MVP as a senior.
- Attended Cal State Fullerton University for four years, earning All-American honours as a freshman, being named to the 2003 College World Series all-tournament team, then winning the College World Series the next season in 2004...Over 253 combined games at Cal State, hit .328 (331-for-1008) with 61 doubles, seven triples, eight home runs, and 157 RBI.
- Selected by the New York Yankees in the 29th round of the 2005 First-Year Player Draft, but elected not to sign.
- Named co-MVP of the 2017 National League Champions Series with Dodgers teammate **Chris Taylor**...Has been nominated for the Roberto Clemente Award on five occasions, winning the prestigious award in 2022.
- Won a World Series Championship with the Dodgers in 2020 and was named two-time National League All-Star (2017, 2021).
- Is the Dodgers' all-time postseason leader in games (86), runs (43), hits (85), doubles (19), RBI (42), and homers (tied, 13).
- Created the Justin Turner Foundation with his wife Kourtney in 2016, as a way to support homeless veterans, children who are battling life altering-illnesses/diseases, and youth baseball organizations...The foundation is a proud supporter/partner of the Dream Center in Los Angeles, has provided housing for male and female veterans, toys and bicycles to children during the holidays, has hosted an annual charity golf tournament titled the Justin Turner Golf Classic, has participated in and raised money for the Los Angeles Marathon, has hosted 5K marathons titled the Turner Trot, participated in the AM 570 Help-A-Hero Radiothon, and has made several visits to local hospitals.
- The Los Angeles City Council declared January 22, 2019 as "Justin Turner Day", due to his charity work and impact in the community.

## LAST SEASON:

- Signed with the Boston Red Sox after spending nine seasons with the Los Angeles Dodgers.
- Made his 11th career Opening Day roster, marking his 15th MLB season...Played in 98 games as the team's designated hitter, 41 games at first base, ten games at second base, and seven games at third base.
- Finished the season with a .276 AVG, marking his 11th consecutive season with a .275 average or higher, joining **Freddie Freeman** as the only other player to do so since 2013 (min. 150 PA).
- Recorded career highs in hits (154) and RBI (96), finishing one run shy of tying his career-high in runs scored with 86 (87 in 2021).
- Among AL batters, ranked T-10th in RBI (96), 11th in AVG (.276), 16th in OBP (.345), and 21st in OPS (.800).
- Finished third on the Red Sox in home runs (23), marking the fifth time in his career he has reached 20 or more home runs (2016, 2017, 2019, and 2021).
- Made 626 plate appearances, tying **Bob Johnson** (1944) and **David Ortiz** (2016), for the most by a player in their age 38 season or older in Red Sox history...Also became the 11th player in Red Sox history to play in 100+ games in a season at the age of 38 or older, joining **David Ortiz** (2014-16), **Andre Dawson** (1193), **Dwight Evans** (1990), and **Carl Yastrzemski** (1978-80, 1982-83)...Became the second player in Red Sox history to hit 20+ home runs and 90+ RBI in a season at the age of 38 or older.
- Was hit in the face by a pitch in Spring Training on March 6 vs. DET...Missed the next 15 games before returning on March 22 vs. MIN.
- Hit his first home run of the season on April 16 vs. LAA, driving home Boston's only runs in the game with the two-run shot in a 2-1 win.
- Hit a game-tying solo homer in the 8th inning on April 23 at MIL, leading off a nine-run inning for the Sox...Also drew a bases-loaded walk later in that inning.
- Led the AL with 73 RBI in 76 games from June 1-Sept. 9, including an MLB-best 43 RBI in 42 games from June 1-July 22.
- Recorded two home runs and six RBI on June 16 at NYY, his 15th career multi-homer game...Tied a career high in RBI (also: May 7, 2019 vs. ATL with LAD)...Joined **David Ortiz** (2x), **Ted Williams** (2x), and **Eddie Joost** as the only Red Sox to record 2+ HR and 6+ RBI in a game at age 38 or older.
- Recorded an RBI in a career-high eight consecutive games from June 30-July 8 (11 total RBI)...Became the 27th Red Sox player to record an RBI in eight straight games, but the first to do so at the age of 38 or older.
- Went on a 15-game hitting streak from June 30-July 19, batting .386 with a 1.100 OPS during that span (22-for-57, 5-2B, 4 HR, 20 RBI, 4 BB, HBP)...Was his third career streak of 15+ games (16 games from Aug. 19-Sept. 7, 2022 & April 13-30, 2017).
- In his first 15 games after the All-Star break, from July 14-31, recorded 19 RBI and 10 XBH (6-2B, 4 HR).
- Was removed from the game on July 31 at SEA due to a left heel contusion...Played in just four of the Sox' 11 games from Aug. 1-12.
- Played in his 1,500th career game on Aug. 13 vs. DET...Went 2-for-5 and hit a solo home run in the Sox' 6-3 win.
- Was caught stealing on Sept. 30 at BAL, snapping a career-long streak of 14 consecutive successful stolen base attempts which began on Aug. 18, 2018.



Bold – career high; Red – league high

Year	Club and League	AVG	G	AB	R	H	2B	3B	HR	RBI	BB	IBB	SO	SB	CS	OBP	SLG	OPS	SH	SF	HBP
2006	Billings (PION)	.338	60	231	53	78	16	3	6	41	23	1	38	12	2	.411	.511	.922	0	2	7
2007	Dayton (MIDW)	.311	117	466	70	145	25	4	10	59	39	0	72	12	8	.374	.446	.820	0	2	9
	Sarasota (FL)	.200	6	20	2	4	0	0	0	0	1	0	2	0	0	.238	.200	.438	0	0	0
2008	Sarasota (FL)	.316	33	136	23	43	8	1	0	11	12	0	19	3	1	.384	.390	.774	0	0	3
	Chattanooga (SOUL)	.289	78	280	45	81	14	1	8	42	33	0	54	2	1	.359	.432	.791	3	6	1
2009	BALTIMORE (AL)	.167	12	18	2	3	0	0	0	3	4	0	3	0	0	.118	.167	.495	0	0	0
	Norfolk (IL)	.300	108	387	54	116	28	0	2	43	34	0	37	9	4	.362	.388	.750	4	8	8
2010	BALTIMORE (AL)	.000	5	9	0	0	0	0	0	0	0	0	3	0	0	.000	.000	.000	0	0	0
	NEW YORK (NL)	.125	4	8	1	1	1	0	0	0	1	0	0	0	0	.222	.250	.472	0	0	0
	2 TEAMS	.059	9	17	1	1	1	0	0	0	1	0	3	0	0	.111	.118	.229	0	0	0
	Norfolk (IL)	.250	23	84	11	21	8	0	1	8	9	0	13	2	0	.319	.381	.700	1	1	0
	Buffalo (IL)	.333	78	312	58	104	22	1	11	35	24	0	38	5	3	.390	.516	.906	4	2	6
2011	NEW YORK (NL)	.260	117	435	49	113	30	4	4	51	39	2	59	7	2	.334	.356	.690	2	1	10
	Buffalo (IL)	.300	10	40	6	12	3	2	0	2	2	0	6	0	0	.364	.475	.839	0	0	2
2012	NEW YORK (NL)	.269	94	171	20	46	13	1	2	19	9	0	24	1	1	.319	.392	.711	0	1	4
	Buffalo (IL)	.250	2	8	0	2	0	0	0	0	0	0	0	0	0	.250	.250	.500	0	0	0
2013	NEW YORK (NL)	.280	86	200	12	56	13	1	2	16	11	1	34	0	1	.319	.385	.704	1	1	1
	GCL Mets (GCL)	.000	1	4	0	0	0	0	0	0	1	0	2	0	0	.200	.000	.200	0	0	0
	Brooklyn (NY)	.300	3	10	2	3	1	0	0	0	2	0	3	0	0	.417	.400	.817	0	0	0
	St. Lucie (FL)	.000	1	1	0	0	0	0	0	0	0	0	0	0	0	.000	.000	.000	0	0	0
	Binghamton (EL)	.400	4	15	5	6	2	0	0	1	1	0	2	0	0	.471	.533	1.004	0	0	1
2014	LOS ANGELES (NL)	.340	109	288	46	98	21	1	7	43	28	1	58	6	1	.404	.493	.897	0	2	4
	Rancho Cucamonga (CA)	.200	2	5	1	1	0	0	0	0	2	0	0	0	0	.429	.200	.629	0	0	0
2015	LOS ANGELES (NL)	.294	126	385	55	113	26	1	16	60	36	1	71	5	2	.370	.491	.861	1	4	13
2016	LOS ANGELES (NL)	.275	151	556	79	153	34	3	27	90	48	1	107	4	1	.339	.493	.832	0	8	10
2017	LOS ANGELES (NL)	.322	130	457	72	147	32	0	21	71	59	5	56	7	1	.415	.530	.945	1	7	19
	Rancho Cucamonga (CA)	.333	1	3	0	1	0	0	0	1	0	0	0	0	0	.333	.333	.666	0	0	0
2018	LOS ANGELES (NL)	.312	103	365	62	114	31	1	14	52	47	3	54	2	1	.406	.518	.924	0	2	12
	Rancho Cucamonga (CA)	.000	2	6	0	0	0	0	0	0	1	0	0	0	0	.143	.000	.143	0	0	0
2019	LOS ANGELES (NL)	.290	135	479	80	139	24	0	27	67	51	1	88	2	0	.372	.509	.881	0	5	14
2020	LOS ANGELES (NL)	.307	42	150	26	46	9	1	4	23	18	0	26	1	0	.400	.460	.860	0	1	6
2021	LOS ANGELES (NL)	.278	151	533	87	148	22	0	27	87	61	0	98	3	0	.361	.471	.832	0	6	12
2022	LOS ANGELES (NL)	.278	128	468	61	130	36	0	13	81	50	1	89	3	0	.350	.438	.788	0	8	6
2023	BOSTON (AL)	.276	146	558	86	154	31	0	23	96	51	0	110	4	1	.345	.455	.800	0	6	11
Minor Totals		.307	529	2008	330	617	127	12	38	243	184	1	286	45	19	.372	.439	.811	12	21	37
MAJOR TOTALS		.288	1539	5080	738	1461	323	9	187	759	513	16	880	45	11	.363	.465	.828	5	52	122

**ALL-STAR GAME RECORD**

Year	League and City	AVG	G	AB	R	H	2B	3B	HR	RBI	BB	IBB	SO	SB	CS	OBP	SLG	OPS	SH	SF	HBP
2017	NL at MIA	.000	1	1	0	0	0	0	0	0	0	0	0	0	0	.000	.000	.000	0	0	0
2021	AL at ARI	.500	1	2	0	1	0	0	0	0	0	0	0	0	0	.500	.500	1.000	0	0	0
TOTALS		.000	0	0	0	0	0	0	0	0	0	0	0	0	0	.000	.000	.000	0	0	0

**WILD CARD RECORD**

Year	Club and Opp.	AVG	G	AB	R	H	2B	3B	HR	RBI	BB	IBB	SO	SB	CS	OBP	SLG	OPS	SH	SF	HBP
2020	LAD vs. MIL	.000	2	8	0	0	0	0	0	0	0	0	1	0	0	.000	.000	.000	0	0	0
2021	LAD vs. STL	.250	1	4	1	1	0	0	1	1	0	0	1	0	0	.250	1.000	1.250	0	0	0
TOTALS		.083	3	12	1	1	0	0	1	1	0	0	2	0	0	.083	.333	.416	0	0	0

**DIVISION SERIES RECORD**

Year	Club and Opp.	AVG	G	AB	R	H	2B	3B	HR	RBI	BB	IBB	SO	SB	CS	OBP	SLG	OPS	SH	SF	HBP
2014	LAD vs. STL	.000	2	2	0	0	0	0	0	0	0	0	1	0	0	.000	.000	.000	0	0	0
2015	LAD vs. NYM	.526	5	19	2	10	6	0	0	4	1	1	3	1	0	.550	.842	1.392	0	0	0
2016	LAD vs. WAS	.400	5	15	5	6	0	1	1	5	5	0	2	0	0	.591	.733	1.324	0	0	2
2017	LAD vs. ARI	.462	3	13	1	6	0	0	1	5	1	0	1	1	0	.533	.692	1.225	0	0	1
2018	LAD vs. ATL	.357	4	14	2	5	1	0	0	1	4	0	0	1	0	.500	.429	.929	0	0	0
2019	LAD vs. WAS	.286	5	21	3	6	2	0	2	5	1	0	2	1	0	.333	.667	1.000	0	1	1
2020	LAD vs. SD	.200	3	10	4	2	0	0	0	3	3	0	2	0	0	.400	.200	.600	0	1	1
2021	LAD vs. SF	.050	5	20	1	1	0	0	0	0	1	0	4	0	0	.136	.050	.186	0	0	1
2022	LAD vs. SD	.154	4	13	0	2	0	0	0	0	3	0	3	0	0	.313	.154	.467	0	0	0
TOTALS		.299	36	127	18	38	9	1	4	23	19	1	18	4	0	.409	.480	.889	0	2	6

**CHAMPIONSHIP SERIES RECORD**

Year	Club and Opp.	AVG	G	AB	R	H	2B	3B	HR	RBI	BB	IBB	SO	SB	CS	OBP	SLG	OPS	SH	SF	HBP
2016	LAD vs. CHC	.200	6	20	1	4	0	0	1	3	2	0	3	1	0	.333	.350	.683	0	0	2
2017	LAD vs. CHC	.333	5	18	3	6	0	0	2	7	5	0	4	0	0	.478	.667	1.145	0	0	0
2018	LAD vs. MIL	.241	7	29	2	7	0	0	1	3	1	0	7	0	0	.290	.345	.635	0	0	1
2020	LAD vs. ATL	.280	7	25	6	7	2	0	1	1	3	0	4	0	0	.379	.480	.859	0	0	1
2021	LAD vs. ATL	.200	4	10	1	2	0	0	0	1	0	3	0	0	0	.333	.200	.533	0	0	1
TOTALS		.255	29	102	13	26	2	0	5	14	12	0	21	1	0	.361	.422	.783	0	0	5

**WORLD SERIES RECORD**

Year	Club and Opp.	AVG	G	AB	R	H	2B	3B	HR	RBI	BB	IBB	SO	SB	CS	OBP	SLG	OPS	SH	SF	HBP
2017	LAD vs. HOU	.160	7	25	4	4	2	0	1	2	4	0	4	0	0	.323	.360	.683	0	0	2
2018	LAD vs. BOS	.333	5	24	2	8	2	0	0	0	2	0	6	0	0	.385	.417	.802	0	0	0
2020	LAD vs. TB	.320	6	25	5	8	4	0	2	2	1	0	8	0	0	.346	.720	1.066	0	0	0
TOTALS		.270	18	74	11	20	8	0	3	4	7	0	18	0	0	.349	.500	.849	0	0	2

BIOGRAPHIES

LAST SEASON

HISTORY

RECORDS

OPPONENTS

PLAYER DEV.

MEDIA & MISC.



## HOME RUN BREAKDOWN

Total	H	A	ONE GAME						LO	XN	IP	PH	RHP	LHP
			2	3	4	GS								
187	102	85	14	1	0	3	1	1	0	8	123	64		

## TRANSACTIONS

- Selected by the Cincinnati Reds in the 7th round of the 2006 First-Year Player Draft
- Traded to the Baltimore Orioles along with UTIL Ryan Freel and INF Brandon Waring in exchange for C Ramón Hernández on December 9, 2008
- Claimed by the New York Mets on May 25, 2010
- On injured list (sprained right ankle) from May 29-June 15, 2012
- On injured list (left intercostal strain) from June 17-July 21, 2013
- Signed by the Los Angeles Dodgers on February 6, 2014
- On injured list (left hamstring strain) from June 29-July 17, 2014
- On Injured list (right thigh skin infection) from July 27-August 12, 2015
- Signed by the Los Angeles Dodgers on December 23, 2016
- On injured list (right hamstring strain) from May 19-June 8, 2017
- On injured list (left wrist fracture) from March 26-May 14, 2018
- On injured list (right groin strain) from July 23-August 1, 2018
- On injured list (left hamstring strain) from September 1-14, 2018
- Signed by the Los Angeles Dodgers on February 19, 2021
- On injured list (abdominal strain) July 30-August 8, 2022
- Signed by the Boston Red Sox on January 6, 2023
- Signed by the Toronto Blue Jays on January 30, 2024

## GAME HIGHS

<b>ML Debut</b>	September 8, 2009 at BOS	<b>Stolen Bases</b>	2 – Aug. 6, 2017 at NYM
<b>Runs</b>	3 – 15x, last: July 1, 2023 at TOR	<b>Last ML Home Run</b>	Sept. 26, 2023 vs. TB
<b>Hits</b>	5 – May 26, 2019 at PIT	<b>Longest Hitting Streak</b>	16G – 2x, last: Aug. 19-Septmbr 7, 2022
<b>Home Runs</b>	3 – May 7, 2019 vs. ATL	<b>Longest On-Base Streak</b>	39G – Augst 4, 2020-April 10, 2021
<b>RBI</b>	6 – 2x, last: June 16, 2023 vs. NYY	<b>Longest Hitless Streak</b>	15AB – 3x, last: April 6-10, 2023

## MILESTONES

Category	Date	Opponent	Pitcher	Notes
<b>Hit</b>	1 Sept. 11, 2009	at New York (AL)	Dunn	Single
	1,000 August 11, 2020	San Diego	Richards	Double
<b>Home Run</b>	1 May 15, 2011	at Houston	Rodriguez	3R
	100 August 00, 0000	at Detroit	Scherzer	0R
<b>Multi-HR Game (15)</b>	15 June 16, 2023	New York (AL)	Germán, Krook	2R, GS
<b>Grand Slam HR (3)</b>				
	1 July 20, 2021	Arizona	Smith	2nd inning
	2 Sept. 11, 2022	at San Diego	Stammen	7th inning
	3 June 16, 2023	New York (AL)	Krook	3rd inning
<b>Leadoff HR</b>	1 Sept. 23, 2014	San Francisco	Bumgarner	—
<b>Extra-Inning HR 1</b>	1 June 24, 2018	at New York (NL)	Flexen	1R, 11th inning
<b>Pinch-hit HR (7)</b>	1 April 27, 2015	San Francisco	Petit	3R, 8th inning
	2 May 10, 2015	at Colorado	Oberg	2R, 8th inning
	3 May 22, 2016	at San Diego	Buchter	1R, 7th inning
	4 April 29, 2017	Philadelphia	Neris	1R, 9th inning
	5 Sept. 2, 2017 (1)	at San Diego	Hand	2R, 9th inning
	6 July 17, 2019	at Philadelphia	Davis	2R, 8th inning
	7 May 4, 2021 (2)	at Chicago (NL)	Maples	1R, 8th inning
<b>RBI</b>	1 Sept. 13, 2009	at New York (AL)	Sabathia	Fielder's Choice
	500 April 5, 2021	at Oakland	Romo	Solo HR
<b>Stolen Base</b>	1 May 8, 2011	Los Angeles (NL)	Jansen	2nd base
			C-Barajas	



## PROFESSIONAL CAREER:

### MINORS:

- Started his professional career in 2006 at Rookie-Ball Billings of the Pioneer League...Finished fourth in the Pioneer League with a .338 batting average, while posting a .411 on-base percentage, six homers and 41 RBI in 60 games in his first professional season...was named to the Pioneer League postseason All-Star team.
- In 2007, batted a combined .307 with 10 home runs, 59 RBI and 12 stolen bases in 123 games with Single-A Dayton of the Midwest League and Single-A Sarasota of the Florida State League...selected as Midwest League mid- and post-season All-Star, finishing second in the league in hits and third in batting average.
- Split the 2008 season between Advanced-A Sarasota of the Florida State League and Double-A Chattanooga of the Southern League, batting a combined .298 with eight homers and 53 RBI...traded by the Reds with Brandon Waring and Ryan Freel to the Orioles for Ramon Hernandez and cash on Dec. 9.

### 2009:

- Saw his first big league action in his first season in the Baltimore organization, but spent the majority of the season at Triple-A Norfolk.
- Made his Major League debut on Sept. 8 as a pinch hitter at Boston and struck out against Clay Buchholz in his first AB.
- Recorded his first big league hit at New York-AL on September 11, (occurred at 1:17 a.m., on September 12) a single off Michael Dunn following a 2:34 delay.
- Led the Triple-A Norfolk in games played (108) and hits (116), and finished second in doubles (28) and runs scored (54)...his .300 batting average was good for 10th in the International League.

### 2010:

- Started the year with the Orioles...was claimed by the Mets on May 25...combined to appear in nine big league games (1-for-17).
- Finished fifth in the International League with a .316 (125-for-396) combined batting average in 101 games with Norfolk and Buffalo.
- Went 6-for-6 and hit for the cycle vs. Rochester in the last game of the season on September 6...scored four runs...became the first Bisons' player to collect six hits in a game in the modern era.

### 2011:

- Recalled from Triple-A Buffalo of the International League on April 19 and remained with the Mets for the remainder of the season.
- Finished fourth among National League rookies in RBI, hits and runs scored, second in doubles, third in walks and fourth in extra-base hits (34).
- Reached safely (via hit, walk or hit-by-pitch) at least once in 28 straight games from June 1-July 6, the longest single season streak by a rookie in Mets team history.
- Became the first Mets player to win NL Rookie of the Month, capturing the award for May... set a Mets rookie record with at least one RBI in seven consecutive games from May 14-21 (12 RBI).
- Hit his first Major League home run on May 15 at Houston off Aneurys Rodriguez.
- Had a career-high 11-game hitting streak from Aug. 26-Sept. 11.

### 2012:

- Spent his first full season in the Majors and batted .269 with two homers and 19 RBI in 94 games for the Mets...batted .293 with runners in scoring position (12-for-41).
- Made one trip to the 15-day disabled list, May 29-June 16, with a sprained right ankle.

### 2013:

- Hit .280 (56-for-200) in 86 games for New York-NL...had multi-hit performances in 16 of his 38 starts...made his first career appearance in the outfield on May 8 vs. Chicago-AL...played left field after entering the game as a pinch hitter in the eighth inning...Made one trip to the 15-day disabled list, June 17-July 22, with a left intercostal strain.

### 2014:

- Set career marks in batting average (.340), on-base percentage (.404) and slugging percentage (.493, T-1st with 2016) in 109 games with the Dodgers...led National Leaguers (min. 250 AB) in batting average and ranked third in on-base percentage.
- As a pinch hitter, hit .400 (12-for-30) with three doubles and 10 RBI...was the second-best average for a pinch hitter in franchise history, behind Jeff Treadway's .481 mark in 1994 (min. 25 PA).
- Made the club's roster as a non-roster invitee and was the Dodgers' Opening Day second baseman against the D-backs on March 22 in the Opening Series in Australia.
- Placed on the DL from June 29-July 18 with a left hamstring strain.

### 2015:

- Batted .294 with 26 doubles, a triple, 16 homers and 60 RBI, tying a career high with 113 hits (also: 2011) and setting career-best marks in home runs and RBI...ranked 12th in the NL (min. 350 AB) with a .370 on-base percentage and placed 13th with a .491 slugging percentage.
- Posted a .963 fielding percentage, appearing at all four infield positions – 10 games (six starts) at first base, five games (three starts) at second base, 100 games (88 starts) at third base and one start at shortstop.
- Hit safely in all five postseason games (four multi-hit games), going 10-for-19 (.526) with two runs scored, six doubles and four RBI in the NLDS vs. New York...His six doubles tied for the most ever by any player in a single postseason series along with the Yankees' Hideki Matsui (2004 ALCS) and the Tigers' Pete Fox (1934 World Series)...his 10 hits were the most by a Dodger in a postseason series since Steve Garvey's 10 in the 1981 World Series and tied for the second most in a postseason series in franchise history.
- On Oct. 22, had arthroscopic surgery on his left knee to clean up loose bodies, performed by Dr. Neal ElAttrache.

### Career-Highs - Statcast

	Speed/Distance	Date
<b>Hardest Hit Ball:</b>	112.4 MPH	Oct. 16, 2020 at ATL
<b>Farthest Hit Ball:</b>	458 ft	June 14, 2016 at ARI
<b>Top Sprint Speed:</b>	29.9 ft/s	Aug. 4, 2020 at SD



**2016:**

- Batted .275 and posted career-highs in hits (153), walks (48), doubles (34), triples (3), homers (27), RBI (90) and games played (151).
- Ranked 12th in the NL with a .305 batting average vs. right-handed pitchers (117-for-384), with 22 of his 27 homers coming off righties.
- Was a Gold Glove finalist and ranked fourth among NL third basemen with a .972 fielding percentage.
- Slugged his first career postseason home run with a two-run shot in the third inning in Game 1 of the NLDS.
- Selected as a finalist for the Players Choice Award for Marvin Miller Man of the Year honors.

**2017:**

- First time All-Star posted a .322/.415/.530 slashline with 72 runs, 32 doubles, 21 home runs and 71 RBI in 130 games... finished third in the National League in batting average (5th, ML), while also ranking second in OBP (4th, ML) and eighth in OPS (.945).
- Ranked ninth in the senior circuit with a 5.5 WAR, according to Fangraphs.com...finished eighth in the National League MVP voting.
- Prior to the All-Star break, he led the Majors (min. 200 AB) with a .377 batting average and a .473 OBP in 65 games, while recording 17 doubles, 10 homers, 37 RBI, 28 multi-hit games (T-7th, NL) and a 1.056 OPS (3rd, ML)...his OBP ranked 13th best at the All-Star break since 1969 in the NL.
- Capped off a career-high 16-game hitting streak from April 13-30, hitting .433 (26-for-60) with six doubles, one home run and nine RBI along with a 1.083 OPS.
- Appeared in all 15 postseason games for the Dodgers and posted a .286 (16-for-56)/.420/.536 slashline with eight runs, two doubles, four homers and 14 RBI...drove in the most runs in a single postseason in Dodger history, while his four longballs tied for second most by a Dodger in a single postseason...named NLCS co-MVP with teammate Chris Taylor.

**2018:**

- Posted a .312/.406/.518 slash line with 62 runs, 31 doubles, one triple, 14 home runs and 53 RBI despite being limited by injuries to 103 games...the Dodgers went 63-40 when Turner appeared in a game.
- Among hitters with 400 or more PA, ranked fifth in batting average, fourth in OBP and ninth in OPS (.924).
- In 55 games following the All-Star break, he ranked among big league leaders in batting average (.356, 2nd), OBP (.447, 3rd), SLG (.619, 5th), OPS (1.066, 4th), doubles (24, 2nd), extra-base hits (34, 8th) and hit by pitches (8, T-4th).
- Finished with the sixth best OPS in franchise history post All-Star break, trailing just Manny Ramirez (1.232, 2008), Mike Piazza (1.147, 1997), Duke Snider (1.132, 1953), Adrian Beltre (1.106, 2004) and Shawn Green (1.071, 2001).
- Voted the National League Player of the Month for August after batting .402 (39-for-97) with 22 runs, 11 doubles, one triple, six home runs, 20 RBI and a stolen base across 25 August games to claim his first career NL Player of the Month Award, and second monthly award overall after earning NL Rookie of the Month honors in May 2011.
- Became just the seventh player in franchise history to bat .400-or-better with at least 18 extra-base hits in a single calendar month, joining Hall of Famers Jackie Robinson (May 1949) and Zack Wheat (August 1925), as well as Del Bissonette (May 1930), Babe Herman (July 1930, July 1929) and John Frederick (May 1929).
- Collected his fourth career walk-off hit with a game-winning RBI double on August 25 against the Padres.
- Appeared in all 16 of the Dodgers' Postseason games, going 20-for-67 (.299) with a .373 OBP, three doubles, a homer and four RBI...hit .333 (8-for-24) in the World Series vs. Boston.

**2019:**

- Slashed .290/.372/.509 with 24 doubles, 27 homers and 67 RBI across 135 games, his most since 2016.
- Matched a career high with 27 home runs on the season, reaching the mark in 16 fewer games than his 2016 campaign (151).
- Set a new career high with 80 runs scored and notched his highest fielding percentage with a .973 clip at the hot corner.
- Appeared in all five Postseason games, posting a .286 average (6-for-21) with a pair of doubles and homers, five RBI and three runs scored...hit safely in four of five Postseason games to cap his Postseason hit streak at 13 straight consecutive NLDS contests.

**2020:**

- Became the first three-time winner of the Dodgers' Roy Campanella Award, taking home the honor for the third time in the last four seasons.
- Slashed .307/.400/.460 with nine doubles, four homers and 23 RBI in 42 games during the abbreviated 60-game season.
- Batted .350 (14-for-40) with runners in scoring position and .369 (24-for-65) with runners on base.
- Recorded his 1,000th-career hit on Aug. 11, 2020 with a double off the Padres' Garrett Richards.
- Had a season-high 13-game hitting streak from Aug. 5-19.
- Missed 13 games after being placed on the 10-Day IL on August 29 with a left hamstring strain.
- Earned a walk in the final game of the season, extending his on-base streak to 32 games, the longest active onbase streak in the Major Leagues.
- Appeared in all 18 Postseason games, posting a .250 average (17-for-68) with six doubles, 13 runs scored, three homers and six RBI...did not make an error in 39 total chances at third base during the Postseason run.
- Hit three Postseason home runs (NLCS Game 6/World Series Games 3 and 4), giving him the most in Dodger history with 12 in his career...hit .320 (8-for-25) with two homers and four doubles in the 2020 World Series.

**2021:**

- Produced a .278/.361/.471 slashline over 151 games, going 148-for-533 with 22 doubles, 27 home runs, 87 RBI, and 98 strikeouts against a career-high 61 walks.
- Led the National League multiple offensive categories: total bases (22nd, 251) and home runs (24th, 27), and also led in HBP (12th, 12).
- Ranked first in team average (.278) and team hits (148), and ranked amongst the team best in home runs (2nd, 27), RBI (2nd, 87), OBP (3rd, .361), SLG (3rd, .471), and OPS (3rd, .832)...matched his career-high from 2016 and 2019 with 27 homers.
- Gathered his second career All-Star distinction, after slashing .305/.391/.498 with 15 home runs and 39 RBI leading up to the Midsummer Classic.
- Made his Major League debut as a pitcher, tossing a scoreless inning of relief on Aug. 29 against Colorado...it was his first career pitching appearance.

**2022:**

- Played 128 games, making 66 starts at third base and 61 at DH.
- Set a career high with 36 doubles, eclipsing the 30-2B mark for the 5th time in his career (2011, 2016-18).
- Ranked among NL leaders in AVG (10th), OBP (13th), and doubles (T-12th).







# VARSHO DAULTON

## 25 OUTFIELDER

BIRTHDATE ..... July 2, 1996  
OPENING DAY AGE ..... 27  
BIRTHPLACE ..... Marshfield, WI  
RESIDENCE ..... Chili, WI  
INSTAGRAM ..... @daultonvarsho

BATS/THROWS ..... L/R  
HEIGHT/WEIGHT ..... 5-10/207  
CONTRACT STATUS ..... signed thru 2024  
M.L. SERVICE ..... 3.128  
OPTIONS USED ..... 1 of 3

### PERSONAL:

- Daulton John Varsho.
- Married his wife, Brook, in October of 2021.
- His father, **Gary Varsho**, played eight Major League seasons (1988-1995) with the Cubs, Pirates, Reds, and Phillies... Is currently a professional scout for the Pirates...His sister, Taylor, played basketball at Colorado State University and the University of Sioux Falls...His other sister, Andie, played softball at Purdue University.
- Named after the late **Darren Daulton**, a teammate of his father with the Phillies in 1995...Middle name is John after former Phillies bench coach, **John Vukovich**.
- Is a 2014 graduate of Marshfield (WI) High School...Named Wisconsin Baseball Coaches Association First-Team All-State and Wisconsin Valley Conference Player of the Year as a senior.
- Attended the University of Wisconsin-Milwaukee (2015-2017) and slashed .335/.428/.572 with 24 homers and 124 RBI.
- Named the 2016 Horizon League Player of the Year after pacing the league in average (.381), slugging (.610), hits (88), triples (6), and total bases (141).
- As a junior in 2017, was named a Baseball America Third-Team All-American, a semifinalist for the Johnny Bench Award and a member of the Horizon League All-Academic Team...Led the Horizon League in average (.362), slugging (.643), on-base (.490), triples (6), and walks (46).

### LAST SEASON:

- Led the Majors with 29 Defensive Runs Saved (2nd: **Fernando Tatis Jr.** - 27) and was nominated for a Gold Glove Award... His 18 DRS in center field tied for 2nd most among center fielders while his 11 DRS in left were 3rd most among left fielders
- Named Toronto's 2023 Heart & Hustle Award winner, the 2nd nomination of his career (2022 with ARI).
- Played in a career-high 158 games while matching career highs in doubles (23), triples (3), and stolen bases (16).
- Went 1-for-5 with a **double** and two RBI in his Toronto debut on March 30 at STL...His 1st-inning double was the hardest-hit ball of his career (112.5 MPH).
- Hit his **1st homer as a Blue Jay** in the 6th, reached on a bunt single in the 8th, and threw out a runner at home in the 2nd on April 4 at KC...Marked his first opposite-field home run since Aug. 21, 2021 at COL.
- Notched his **2nd career walk-off hit** with a single in the bottom of the 10th inning on April 29 vs. SEA.
- Drilled his 4th home run on May 3 at BOS, going deep in consecutive games for the 1st time of 2023 (8th career).
- Belted his 5th **homer** of the year on May 7 at PIT, a two-run shot in the 9th...Became the 1st Blue Jay ever (46th player) to homer into the Allegheny River.
- Hit his 6th home run of the season and his 1st at Rogers Centre on May 12 vs. ATL.
- Notched his 9th homer on June 2 at NYM, a two-run blast in the 9th inning...Was his 4th home run in the 9th inning, tying **Yordan Alvarez** for the most in MLB at the time.
- Smacked his 11th home run on June 6 vs. HOU, going deep in consecutive games for the 2nd time of the year (9th career).
- Had a career-high 10-game hitting streak from May 27-June 6 (11-for-38, .289 AVG, 2B, 4HR, 6RBI, .957 OPS).
- Cranked his 14th **home run** and recorded a career-high five RBI on Aug. 13 vs. CHC.
- Tied the game, 2-2, in the bottom of the 9th inning on Sept. 16 vs. BOS with an **BBI triple**...Of his 52 RBI, 22 were in the 7th inning or later.
- Went 2-for-4 with his **20th home run** and three RBI on Sept. 30 vs. TB...Reached 20 home runs for the 2nd straight season (27 in 2022)...All 20 blasts were off right-handed pitchers.
- Hit .248 (39-for-157) over his last 50G with 7-2B, 3-3B, 8HR, and 28RBI (.802 OPS).

*Bold - career high; Red - league high*

Year	Club and League	AVG	G	AB	R	H	2B	3B	HR	RBI	BB	IBB	SO	SB	CS	OBP	SLG	OPS	SH	SF	HBP
2017	Hillsboro (NORW)	.311	50	193	36	60	16	3	7	39	17	0	30	7	2	.368	.534	.902	0	1	1
2018	Diamondbacks (ARIZ)	.500	3	12	4	6	2	1	1	1	0	0	1	0	0	500	1.083	1.583	0	0	0
	Visalia (CALL)	.286	80	304	44	87	11	3	11	44	30	1	71	19	3	.363	.451	.814	0	1	7
2019	Jackson (SOUL)	.301	108	396	85	119	25	4	18	58	42	1	63	21	5	.378	.520	.898	0	4	10
2020	ARIZONA (NL)	.188	37	101	16	19	5	2	3	9	12	0	33	3	1	.287	.366	.653	0	0	2
2021	ARIZONA (NL)	<b>.246</b>	95	284	41	70	17	2	11	38	30	<b>3</b>	67	6	0	.318	.437	.755	1	0	0
	Reno (AAA)	.313	18	80	18	25	6	1	9	25	7	0	16	2	0	.368	.750	1.118	0	0	0
2022	ARIZONA (NL)	.235	151	<b>531</b>	<b>79</b>	<b>125</b>	<b>23</b>	<b>3</b>	<b>27</b>	<b>74</b>	<b>46</b>	<b>0</b>	<b>145</b>	<b>16</b>	<b>6</b>	.302	.443	.745	2	5	7
2023	TORONTO (AL)	.220	<b>158</b>	527	65	116	<b>23</b>	<b>3</b>	20	61	45	0	135	<b>16</b>	<b>7</b>	.285	.389	.674	1	3	4
	<b>Minor Totals</b>	.302	259	985	187	297	60	12	46	167	96	2	181	49	10	.372	.527	.899	0	6	18
	<b>MAJOR TOTALS</b>	.229	441	1443	201	330	68	10	61	182	133	3	380	41	14	.298	.416	.714	4	8	13

### HOME RUN BREAKDOWN

Total	H	A	ONE GAME										
			2	3	4	GS	LO	XN	IP	PH	RHP	LHP	
61	22	39	1	0	0	1	1	1	1	0	1	57	4

BIOGRAPHIES

LAST SEASON

HISTORY

RECORDS

OPPONENTS

PLAYER DEV.

MEDIA & MISC.



## TRANSACTIONS

- Selected by the Arizona Diamondbacks in the 2nd round of the 2017 First-Year Player Draft
- Traded to the Toronto Blue Jays in exchange for C Gabriel Moreno and OF Lourdes Gurriel Jr. on December 23, 2022

## GAME HIGHS

<b>ML Debut</b>	July 30, 2020 vs. LAD	<b>Stolen Bases</b>	2 – Sept. 13, 2020 vs. SEA
<b>Runs</b>	3 – 2x, last: July 22, 2022 vs. WAS	<b>Last ML Home Run</b>	Sept. 30, 2023 vs. TB
<b>Hits</b>	3 – 10x, last: June 13, 2023 at BAL	<b>Longest Hitting Streak</b>	10G – May 27–June 6, 2023
<b>Home Runs</b>	2 – Sept. 7, 2022 at SD	<b>Longest On-Base Streak</b>	13G – July 17–Aug. 3, 2021
<b>RBI</b>	5 – Aug. 13, 2023 vs. CHC	<b>Longest Hitless Streak</b>	20AB – May 15–June 25, 2021

## MILESTONES

Category	Date	Opponent	Pitcher	Notes
<b>Hit</b>	1 Aug. 9, 2020	at San Diego	Hill	Double
<b>Home Run</b>	1 Sept. 5, 2020	at San Francisco	Gott	1R
<b>Multi-HR Game (1)</b>	1 Sept. 7, 2022	at San Diego	Darvish x2	1R, 1R
<b>Grand Slam HR (1)</b>	1 Sept. 9, 2022	at Colorado	Gomber	5th inning
<b>Leadoff HR (1)</b>	1 May 24, 2022	Kansas City	Heasley	—
<b>Walk-off HR</b>	1 Aug. 13, 2021	San Diego	Stammen	1R, 9th inning
<b>Extra-Inning HR</b>	1 Sept. 18, 2021	at Houston	García	2R, 10th inning
<b>Pinch-hit HR</b>	1 July 2, 2022	at Colorado	Chacin	2R, 9th inning
<b>RBI</b>	1 Sept. 4, 2020	at San Francisco	Anderson	2R Single
<b>Stolen Base</b>	1 Aug. 26, 2020	Colorado	Hoffman	2nd base
			C-Butera	

## PROFESSIONAL CAREER:

## MINORS:

- Named to Arizona's MiLB.com Organization All-Star team each season from 2017-2019.
- In 2017, spent his 1st professional season with Class-A (short) Hillsboro, batting .311 (60-for-193) with 16 doubles, three triples, seven homers, and 39 RBI for a .902 OPS...Named a Northwest League Mid-Season All-Star, Baseball America Short-Season All-Star, and a Northwest League Post-Season All-Star.
- Spent the 2018 campaign with Advanced-A Visalia, with a short rehab stint with Arizona's Rookie-ball team...Combined to hit .294 (93-for-316) over 83 games with 13 doubles, four triples, 12 homers, and 45 RBI (.842 OPS)...Named a California League Mid-Season All-Star.
- Hit .262 (17-for-65) with nine RBI in 18 games with Salt River in the 2018 Arizona Fall League and participated in the Fall Stars Game...Named to the Top Prospect Team following the season.
- Spent the 2019 season with Double-A Jackson, slashing .301/.378/.520 with 25 doubles, four triples, 18 homers, 58 RBI, 21 stolen bases, and 85 runs scored in 108 games...Named Southern League Player of the Month for August after batting .391 with seven doubles, two triples, six homers, 17 RBI, eight walks, and 26 runs scored in 24 games...Also named SL Player of the Week for Aug. 5-11, 2019 (.421, 2 HR, 5 RBI).
- Ranked 1st among Southern League leaders in 2019 in runs (85), slugging percentage (.520), and OPS (.898) while finishing 3rd in average (.301), 4th in OBP (.378), T-5th in home runs (18), T-6th in hits (119), T-6th in doubles (25), and T-9th in stolen bases (21).
- Named the 2019 Most Valuable Player of the Southern League Championship Series after batting .300 (6-for-20) with three doubles, three RBI, and four runs scored in five games.
- Named D-backs Minor League Player of the Year following the 2019 campaign, the 1st catcher in franchise history to win the award.
- Was selected to represent Team USA at the WBSC Premiere 12 Tournament in Tokyo following the 2019 season... Sprained his ankle sliding into second on a double in the first game of the Super Round and missed the remainder of the tournament.

## 2020:

- Appeared in 37 games in his 1st Major League season, hitting .188 with five doubles, two triples, three homers, and nine RBI.
- Selected from the Alternate Training Site on July 30 and made his **MLB debut** that day vs. LAD (pinch-hit walk).
- Became the 2nd D-back to start a game at catcher and centerfield in the same season (also: **Chris Herrmann** in 2016).
- Collected his 1st career MLB [hit](#) on Aug. 9, 2020 at SD, a double off **Tim Hill**...His father, **Gary Varsho**, also recorded his 1st hit in San Diego on July 9, 1988 as a member of the Cubs.
- Launched his 1st career Major League [home run](#) on Sept. 5, 2020 at SF off **Trevor Gott**, becoming the 1st visiting player to hit his 1st MLB home run directly into McCovey Cove.

## 2021:

- Hit .246 (70-for-284) with 17 doubles, two triples, 11 home runs, and 38 RBI in 95 games over two stints with Arizona.
- Appeared in 41 games (37 starts) at catcher, 30 games (21 starts) in centerfield, 12 games (nine starts) in right, and 12 games (six starts) in left.
- Was the first player to appear in 40+ games at both catcher and an outfielder since **Evan Gattis** of the Braves in 2013.
- Threw out 31.8 pct. (7-of-22) of attempted basestealers.
- Homered in three straight games from July 21-24 and then again from Aug. 21-24.
- Hit his 1st career walk-off [home run](#) on Aug. 13, 2021 vs. SD, a solo shot off **Craig Stammen** in the 9th inning.
- Caught rookie **Tyler Gilbert's no-hitter** on Aug. 14, 2021 vs. SD.



**2022:**

- Hit .235 (125-for-531) with 23 doubles, three triples, 27 home runs, 74 RBI, 46 walks, and 16 stolen bases over 151 games in his third season with Arizona...Set career highs in games, doubles, triples, homers, RBI, walks, and stolen bases.
- Made 61 starts in right field, 42 in center, 18 at catcher, and 15 at DH.
- Named the D-backs' 2022 Heart and Hustle Award winner by the MLBPA on Aug. 4 and awarded the 2022 D-backs' Luis Gonzalez Award...Established in 2015, the award recognizes the player who best exemplifies the talents, spirit and heart of D-backs legend **Luis Gonzalez** both on and off the field, including baseball accomplishments, community impact and fan engagement...The award was voted on by coaches, broadcasters and staff members.
- Named a National League Gold Glove Finalist as a right fielder, eventually losing out to **Mookie Betts**.
- With **Cooper Hummel**, became the first pair of teammates with 10+ games at catcher and the outfield in a single season since the 2013 Twins (**Chris Herrmann** and **Ryan Doumit**).
- His 18 Outs Above Average were the most among MLB outfielders while his 19 defensive runs saved were tied for the most with **Michael A. Taylor**...Also tied for 6th in the NL with a career-high eight outfield assists...Also threw out 6-of-18 attempted basestealers.
- Led the NL in 1st-pitch slugging percentage (1.151) and 1st-pitch homers (10)...Blasted 15 homers post-All-Star break, tied for the eighth most in the NL.
- Of his 27 home runs, 12 were of the go-ahead variety...His seven home runs as a leadoff hitter through May were 2nd in the NL.
- Made his 1st career Opening Day roster.
- Had a career-long nine-game hitting streak from April 28-May 9 (.351 AVG, 13-for-37, 5-2B, 2HR, 5RBI)...Matched that streak later that same month with another nine-game stretch from May 17-26 (.333 AVG, 13-for-39, 3-2B, 2HR, 5RBI).
- Became the first catcher in D-backs history to hit a leadoff **home** on May 24 vs. KC, taking the second pitch he saw from **Jonathan Heasley** deep to center field.
- His **home** on a 101.8 mph cutter from **Camilo Doval** on July 5 vs. SF was the fastest pitch that resulted in a D-backs home run in the Statcast era (since 2015).
- Hit a career-long 451-foot **home** on July 22 vs. WAS in the bottom of the 6th inning off **Jordan Weems**.
- His projected 441-foot double off the centerfield wall on Aug. 11 vs. PIT tied for the longest non-home run hit in the Statcast era (also: **Carson Kelly** double on May 10, 2021 vs. MIA).
- Left the game on Aug. 14 at COL after being hit with an errant throw between innings.
- Recorded his 1st career multi-homer game on Sept. 7 at SD with both shots coming off **Yu Darvish**...Became just the 5th player with a multi-homer game vs. Darvish, and the first since **Jay Bruce** on June 7, 2017.
- Homered in three straight games from Sept. 7-9, including his 1st career **grand slam** on Sept. 9 at COL off reliever **Austin Gomber** in the top of the 5th inning.
- His nine home runs in September were tied with **Pete Alonso** for the most in the NL and tied for the 2nd most in club history (**J.D. Martinez** - 16 in 2017; **Steve Finley** - 9 in 1999).

**Career-Highs - Statcast**

	Speed/Distance	Date
<b>Hardest Hit Ball:</b>	<a href="#">112.5 MPH</a>	March 30, 2023 at STL
<b>Farthest Hit Ball:</b>	<a href="#">451 ft</a>	July 22, 2022 vs. WAS
<b>Top Sprint Speed:</b>	30.1 ft/s	June 25, 2021 at SD





NON-ROSTER

# VOGELBACH

## DANIEL

# 20

DH

BIRTHDATE ..... December 17, 1992  
 OPENING DAY AGE ..... 31  
 BIRTHPLACE ..... Orlando, FL  
 RESIDENCE ..... Fort Myers, FL  
 INSTAGRAM ..... NA

BATS/THROWS ..... L/R  
 HEIGHT/WEIGHT ..... 6-0/270  
 CONTRACT STATUS ..... signed thru 2024  
 M.L. SERVICE ..... 5.138  
 OPTIONS USED ..... 3 of 3

### PERSONAL:

- Daniel Taylor Vogelbach...Nicknamed "Vogey" or "The Babe".
- Resides in Fort Myers, FL with his wife Kristina.
- Graduated from Bishop Verot High School in Fort Myers, FL...In four years on the varsity baseball team, hit .481 (129-for-268) with 26 doubles, eight triples, and 33 home runs, leading the squad to a Florida 3-A baseball state championship as a senior...Was committed to play baseball at the University of Florida, before he was selected by the Chicago Cubs in the 2nd round of the 2011 First-Year Player Draft.
- Worked with a non-profit organization called the Community Cooperative to provide support for hurricane relief in Fort Myers, FL, after Hurricane Ian hit in September 2022.
- Enjoys fishing and the outdoors in his spare time.

### LAST SEASON:

- Spent the season with the New York Mets, his first full season with the team (second overall), batting .233 (64-for-275) with eight doubles, 13 home runs, 48 RBI, 42 walks, .339 OBP, .404 SLG, and a .743 OPS.
- Appeared in 104 games on the season, all as the team's designated hitter or as a pinch-hitter, joining Byron Buxton (85 games) as the only players in the Majors to appear in more than 15 games and not play once in the field.
- Hit his first [home run](#) of the season on April 17 at LAD, to put the Mets in the lead with a two-run shot.
- Collected his first extra-base hit since May 7, with an [RBI double](#) on June 3 vs. TOR.
- Hit a solo shot on June 16 vs. STL, marking his first [home run](#) since May 7.
- On June 21 at Houston, went 3-for-5 with three RBI, his first three-hit game of the season and his first as a Met.
- Belted his fourth career [grand slam](#) on August 19 at STL.
- Launched six home runs in the month of August, his most in any month on the season as many as he hit in May, June, and July combined.
- Led the Mets with a .934 OPS with runners in scoring position (min. 60 at-bats), going 19-for-69 (.275) with two doubles, five home runs, 34 RBI, and 15 walks...With the bases loaded, went 6-for-11 (.545) with a double, a homer, 16 RBI, .909 SLG, and a 1.492 OPS.
- Over his last 25 games, batted .292 (19-for-65) with a double, six home runs, 18 RBI, 10 runs scored, 12 walks, .418 OBP, .585 SLG, and a 1.002 OPS.

**Bold** – career high; **Red** – league high

Year	Club and League	AVG	G	AB	R	H	2B	3B	HR	RBI	BB	IBB	SO	SB	CS	OBP	SLG	OPS	SH	SF	HBP
2011	AZ Cubs (AZ)	.292	6	24	4	7	3	0	1	6	2	0	2	1	0	.370	.542	.912	0	0	1
2012	AZ Cubs (AZ)	.324	24	102	16	33	12	2	7	31	12	0	14	1	0	.391	.686	1.077	0	1	0
	Boise (NORW)	.322	37	143	23	46	9	1	10	31	23	1	34	0	1	.423	.608	1.031	0	0	2
2013	Kane County (MIDW)	.284	114	433	55	123	21	0	17	71	57	3	77	4	4	.364	.450	.814	0	8	2
	Daytona (FL)	.280	17	50	13	14	2	0	2	5	16	0	13	1	0	.455	.440	.895	0	0	0
2014	Daytona (FL)	.268	132	482	71	129	28	1	16	76	66	1	91	4	4	.357	.429	.786	0	7	5
2015	AZ Cubs (AZ)	.455	5	11	4	5	2	0	0	0	6	0	1	0	0	.647	.636	1.283	0	0	0
	Tennessee (SOUL)	.272	76	254	41	69	16	1	7	39	57	1	61	1	1	.403	.425	.828	0	2	0
2016	SEATTLE (AL)	.083	8	12	0	1	0	0	0	0	1	0	6	0	0	.154	.083	.237	0	0	0
	Iowa (PCL)	.318	89	305	53	97	18	2	16	64	55	5	67	0	0	.425	.548	.973	0	2	3
	Tacoma (PCL)	.240	44	154	26	37	7	0	7	32	42	2	34	0	0	.404	.422	.826	0	1	1
2017	SEATTLE (AL)	.214	16	28	0	6	1	0	0	2	3	0	9	0	0	.290	.250	.540	0	0	0
	Tacoma (PCL)	.290	125	459	65	133	25	0	17	83	76	1	98	3	1	.388	.455	.843	0	5	1
2018	SEATTLE (AL)	.207	37	87	9	18	2	0	4	13	13	0	26	0	0	.324	.368	.692	0	0	2
	Tacoma (PCL)	.290	84	297	54	86	16	0	20	60	77	3	59	0	1	.434	.545	.979	0	3	1
2019	SEATTLE (AL)	.208	<b>144</b>	<b>462</b>	<b>73</b>	<b>96</b>	17	0	<b>30</b>	<b>76</b>	<b>92</b>	<b>2</b>	149	0	0	.341	.439	.780	0	<b>2</b>	<b>2</b>
2020	SEATTLE (AL)	.094	18	53	3	5	1	0	2	4	11	1	13	0	0	.250	.226	.476	0	0	0
	TORONTO (AL)	.000	2	4	0	0	0	0	0	0	1	0	2	0	0	.200	.000	.200	0	0	0
	MILWAUKEE (NL)	.328	19	58	13	19	2	0	4	12	8	0	18	0	0	.418	.569	.987	0	0	1
	3 TEAMS	.209	39	115	16	24	3	0	6	16	20	1	33	0	0	.331	.391	.722	0	0	1
2021	MILWAUKEE (NL)	.219	93	215	30	47	8	0	9	24	43	1	57	0	0	.349	.381	.730	0	0	0
	Nashville (AAA)	.313	18	48	8	15	0	0	3	8	16	0	13	0	0	.477	.500	.977	0	1	0
2022	PITTSBURGH (NL)	.228	75	237	29	54	10	1	12	34	40	1	67	0	0	.338	.430	.768	0	1	0
	NEW YORK (NL)	.255	55	149	18	38	9	0	6	25	33	1	47	0	0	.393	.436	.829	0	0	1
	2 TEAMS	.238	130	386	47	92	<b>19</b>	1	18	59	<b>73</b>	<b>2</b>	114	0	0	.360	.433	.793	0	1	1
2023	NEW YORK (NL)	.233	104	275	33	64	8	0	13	48	42	1	81	0	0	.339	.404	.743	0	0	<b>2</b>
	Minor Totals	.287	771	2762	433	794	159	7	123	506	505	17	564	15	12	.397	.484	.881	0	30	16
	MAJOR TOTALS	.220	571	1580	208	348	58	1	80	238	287	7	475	0	0	.342	.410	.752	0	3	8

### ALL-STAR GAME RECORD

Year	League and City	AVG	G	AB	R	H	2B	3B	HR	RBI	BB	IBB	SO	SB	CS	OBP	SLG	OPS	SH	SF	HBP
2019	AL at CLE	.000	1	1	0	0	0	0	0	0	0	0	0	0	0	.000	.000	.000	0	0	0



**WILD CARD RECORD**

Year	Club and Opp.	AVG	G	AB	R	H	2B	3B	HR	RBI	BB	IBB	SO	SB	CS	OBP	SLG	OPS	SH	SF	HBP
2020	MIL vs. LAD	.200	2	5	1	1	1	0	0	0	0	0	2	0	0	.200	.400	.600	0	0	0
2022	NYM vs. SD	.000	3	7	0	0	0	0	0	1	0	0	1	0	0	.000	.000	.000	0	1	0
<b>TOTALS</b>		<b>.083</b>	<b>5</b>	<b>12</b>	<b>1</b>	<b>1</b>	<b>1</b>	<b>0</b>	<b>0</b>	<b>1</b>	<b>0</b>	<b>0</b>	<b>3</b>	<b>0</b>	<b>0</b>	<b>.077</b>	<b>.167</b>	<b>.244</b>	<b>0</b>	<b>1</b>	<b>0</b>

**DIVISION SERIES RECORD**

Year	Club and Opp.	AVG	G	AB	R	H	2B	3B	HR	RBI	BB	IBB	SO	SB	CS	OBP	SLG	OPS	SH	SF	HBP
2021	MIL vs. ATL	.000	3	1	0	0	0	0	0	0	1	0	0	0	0	.500	.000	.500	0	0	0

**HOME RUN BREAKDOWN**

Total	H	A	ONE GAME									
			2	3	4	GS	LO	XN	IP	PH	RHP	LHP
80	38	42	5	0	0	4	1	1	0	4	74	6

**TRANSACTIONS**

- Selected by the Chicago Cubs in the 2nd round of the 2011 First-Year Player Draft
- Traded to the Seattle Mariners along with RHP Paul Blackburn in exchange for RHP Jordan Pries and LHP Mike Montgomery on July 20, 2016
- Traded to the Toronto Blue Jays in exchange for cash considerations on August 24, 2020
- Claimed off waivers by the Milwaukee Brewers on September 3, 2020
- On injured list (strained left hamstring) from June 23-September 1, 2021
- Signed by the Pittsburgh Pirates on March 15, 2022
- On the injured list (strained left hamstring) from May 24-June 3, 2022
- Traded to the New York Mets in exchange for Colin Holderman on July 23, 2022
- Signed by the Toronto Blue Jays on February 18, 2024

**GAME HIGHS**

<b>ML Debut</b>	September 12, 2016 at LAA	<b>Stolen Bases</b>	None
<b>Runs</b>	3 – 4x, last: June 20, 2022 vs. CHC	<b>Last ML Home Run</b>	Aug. 30, 2023 vs. TEX
<b>Hits</b>	4 – 2x, last: April 14, 2022 vs. WSH	<b>Longest Hitting Streak</b>	8G – June 26-July 5, 2022
<b>Home Runs</b>	2 – 5x, last: April 18, 2021 vs. PIT	<b>Longest On-Base Streak</b>	13G – July 27-Aug. 10, 2022
<b>RBI</b>	6 – 2x, last: July 19, 2019 vs. LAA	<b>Longest Hitless Streak</b>	17AB – Aug. 23-29, 2019

**MILESTONES**

Category	Date	Opponent	Pitcher	Notes
<b>Hit</b>	1 Sept. 13, 2016	at Los Angeles (AL)	Morin	Single
<b>Home Run</b>	1 April 13, 2018	Oakland	Hatcher	2R
<b>Multi-HR Game (5)</b>	5 April 18, 2021	Pittsburgh	Kuhl, Stratton	1R, 2R
<b>Grand Slam HR (4)</b>				
	1 Sep. 17, 2018	at Houston	Rondón	8th inning
	2 Sept. 5, 2021	St. Louis	Reyes	9th inning
	3 Aug. 3, 2022	at Washington	Weems	5th inning
	4 Aug. 19, 2023	at St. Louis	Mikolas	5th inning
<b>Leadoff HR (1)</b>	1 April 14, 2022	Washington	Adon	1st inning
<b>Walk-off HR</b>	1 Sept. 5, 2021	St. Louis	Reyes	9th inning
<b>Extra-Inning HR</b>	1 April 11, 2019	at Kansas City	Sparkman	1R, 10th inning
<b>Pinch-hit HR</b>	1 Sept. 17, 2018	at Houston	Rondón	4R, 8th inning
	2 Sept. 5, 2021	St. Louis	Reyes	4R, 9th inning
	3 June 18, 2022	San Francisco	Leone	1R, 8th inning
	4 June 26, 2022	at Tampa Bay	Adam	1R, 8th inning
<b>RBI</b>	1 April 23, 2017	at Oakland	Alcántara	RBI Single

**PROFESSIONAL CAREER:****MINORS:**

- Made his professional debut in 2011 with the Arizona League Cubs...Appeared in six games going 7-for-24 (.292) with three doubles, a homer, and six RBI.
- Spent the 2012 campaign split between the Arizona League Cubs and Short-A Boise...Batted .322 (79-for-245) with 21 doubles, three triples, 17 home runs, and 62 RBI with a 1.051 OPS...Named an MiLB.com Organization All Star, an ACL Post-Season All-Star and a Topps Short-Season/Rookie All-Star.
- Spit the 2013 season between Single-A Kane County and High-A Daytona...Hit .284 (137-for-483) a career-high 137 hits, to go along with 23 doubles, 19 home runs, 76 RBI, 73 walks, and a .824 OPS across both levels...Was named a Midwest League Mid-Season All-Star with Kane County.
- Named an MiLB.com Organization All-Star for the 2nd time, spending the entirety of the 2014 season at High-A Daytona, batting .268 (129-for-482) with a career-high 28 doubles, a triple, 16 homers, 76 RBI, and 66 walks.
- Spent the majority of the 2015 season at Double-A Tennessee, also making six appearances with the Arizona League Cubs...At both levels combined, hit .279 (74-for-265) with 18 doubles, a triple, seven home runs, 39 RBI, and 63 walks with a .849 OPS...Named a Southern League Mid-Season All-Star and Southern League Player of the Week on two occasions (April 20 & April 27, 2015).



**2016:**

- Promoted to Triple-A Iowa to begin the campaign, batting .318 (97-for-305) across 89 games with 18 doubles, two triples, 16 home runs, 64 RBI, 55 walks, and a .973 OPS.
- Was traded to the Seattle Mariners along with RHP Paul Blackburn in exchange for RHP Jordan Pries and LHP Mike Montgomery on July 20, 2016.
- Named a MiLB.com Organization All-Star for the 3rd time in his career as well as a Pacific Coast League All-Star, after playing in 133 games combined between Iowa and Tacoma, hitting .292 (134-for-459) with 25 doubles, two triples, a minor league career-high 23 home runs, and a career-high 96 RBI...Led the league in walks (97) and finished 2nd in OBP (.417).
- Got his first big league action with Seattle after being promoted in September, going 1-for-12 (.083) in eight games.
- Made his MLB debut on September 12 at Los Angeles-AL, entering the game as a pinch-hitter.
- Recorded his first career hit the next day with a single on September 13 at Los Angeles-AL.

**2017:**

- Had three separate stints with Seattle (April 23-May 2, May 21-22, and September 13-October 1)...Batted .214 (6-for-28) in 16 games with a double and a pair of RBI...Recorded his first career RBI with a single in the ninth inning on April 23 vs. OAK.
- Named an MiLB.com Organization All-Star for the fourth time and a Pacific Coast League All-Star for the second time in his career, hitting .290 (133-for-459) with 25 doubles, 17 home runs, 83 RBI, and a .843 OPS...Led the league in walks for the second straight season (76).

**2018:**

- Made his first career Opening Day roster, ultimately having five separate stints with Seattle over the course of the season.
- Over those five stints in the Majors, he batted .207 (18-for-87) with two doubles, four home runs, and 13 RBI...Appeared in 20 games as the first baseman and nine games as the team's designated hitter.
- Hit his first career home run with a two-run shot off Chris Hatcher on April 13 vs. OAK.
- Launched a pinch-hit grand slam on September 17 vs. HOU, marking the third pinch-hit grand slam in Mariners history.
- Played in 84 games at Triple-A Tacoma, hitting .290 (86-for-297) with 16 doubles, 20 home runs, and 60 RBI...Led the league in OBP (.434) while also ranking 2nd in walks (77), 3rd in SLG (.545), and 3rd in OPS (.979).

**2019:**

- Named an MLB All-Star for the first time in his career, after setting career-highs in games (144), at-bats (462), runs scored (73), hits (96), home runs (30), RBI (76), and walks (92), to go along with 17 doubles, a .208 batting average, and a .780 OPS...Went 0-for-1 in the All-Star game in Cleveland as the team's designated hitter.
- Led the Mariners in games played, runs scored (73), total bases (203), home runs, RBI, walks, and OBP (.341) while also ranking 2nd in at-bats and 5th in hits...Played 57 games at first base and 81 games as the team's designated hitter.
- Finished the season 5th in the AL with 92 walks, making him one of eight Mariners players in franchise history with at least one season of 90 or more walks.
- Collected a career-high four hits with three singles, a homer, an RBI, and a walk on June 12 at Minnesota.
- Recorded a career-high six RBI on two separate occasions, first on April 7 at Chicago-AL and again on July 19 vs. Los Angeles-AL...Launched two home runs in both games, marking his first career multi-home run games.

**2020:**

- Split the season between Seattle, Toronto, and Milwaukee, batting .209 (24-for-115) with three doubles, six home runs, and 16 RBI...Started the season with the Mariners going 5-for-53 (.094) before being traded to Toronto.
- Appeared in two games for Toronto going hitless in just four at-bats...Was later claimed off waivers by Milwaukee.
- Spent the remainder of the 2020 season with the Brewers, going 19-for-58 (.328) over his last 19 games on the campaign with a pair of doubles, four homers, 12 RBI, and a .987 OPS.
- From September 4 through to the end of the season, ranked ninth in the NL in OPS (.987) and tied for ninth in OBP (.418).
- Recorded his fourth career multi-home game on Sept. 20 vs. KC, driving in all five runs for the Brewers in a 5-3 victory.
- Played 34 games combined as the team's designated hitter, appearing in two games with Milwaukee at first base.
- Made the Postseason for the first time in his career, going 1-for-5 (.200) with a double and a run scored in a Wild Card loss to Los Angeles-NL.

**2021:**

- Remained with Milwaukee, playing 93 games batting .219 (47-for-215) with eight doubles, nine home runs, 24 RBI, 43 walks, and a .730 OPS...On the injured list with a strained left hamstring from June 23-September 1.
- Hit two home runs on April 18 vs. Pittsburgh, including a game-tying two-run shot in the seventh inning...Marked his first and only multi-home run game of the season.
- Launched a walk-off grand slam on September 5 vs. St. Louis...Was the second grand slam of his career and the first since September 17, 2018 at Houston...Marked the eighth walk-off grand slam in Brewers franchise history and the first since Ryan Braun did the same on September 25, 2008 vs. Pittsburgh.
- Earned a trip to the Postseason for the second straight season, going 0-for-1 with a walk in two pinch-hit plate appearances in Milwaukee's NLDS loss to Atlanta.

**2022:**

- Signed with the Pittsburgh Pirates to a one-year deal with a club option the following year in Free Agency...Played in 75 games for the Pirates, before being traded to the New York Mets in exchange for Colin Holderman on July 22.
- Combined between the two teams, appeared in 130 games, all as the designated hitter, batting .238 (92-for-386) with a career-high 19 doubles, to go along with 18 home runs, 59 RBI, 73 walks, and a .793 OPS.
- Tied with Bryce Harper for the most home runs hit as a designated hitter in the NL (17).
- Recorded a career-high eight game hitting streak (June 26-July 5), going 10-24 (.417) with a double, 3 home runs, five RBI, and a 1.367 OPS.
- After joining the Mets and making his debut on July 24, through to the end of the season, ranked 6th in the NL in OBP (.393) and was tied for 8th in walks (33).
- Hit his first home run as a Met with a grand slam on August 3 at Washington...Marked his third career grand slam, becoming the 11th player in Mets franchise history to hit a grand slam as their first homer with the club.
- Reached base safely in 21 of his last 42 plate appearances, going 12-for-31 (.379) with four extra-base hits and nine walks over the course of his last 13 games.

**Career-Highs - Statcast**

	Speed/Distance	Date
<b>Hardest Hit Ball:</b>	115.2 MPH	March 30, 2021 at TEX
<b>Farthest Hit Ball:</b>	448 ft	June 9, 2019 at LAA
<b>Top Sprint Speed:</b>	27.1 ft/s	Sept. 12, 2016 vs. LAA







# VOTTO JOEY

# 37

INFIELDER

NON-ROSTER

BIRTHDATE ..... September 10, 1983  
 OPENING DAY AGE ..... 40  
 BIRTHPLACE ..... Toronto, ON  
 RESIDENCE ..... Toronto, ON  
 INSTAGRAM ..... @joeyvotto

BATS/THROWS ..... L/R  
 HEIGHT/WEIGHT ..... 6-2/220  
 CONTRACT STATUS ..... signed thru 2024  
 M.L. SERVICE ..... 16.027  
 OPTIONS USED ..... 2 of 3

### PERSONAL:

- Joseph Daniel Votto.
- Graduated from Richview Collegiate Institute in Etobicoke, ON in 2002, before being selected by the Cincinnati Reds in the 2nd round of 2002 First-Year Player Draft...Grew up in the Greater Toronto Area (GTA)...Inducted into the Etobicoke Sports Hall of Fame in November 2014...Enshrined on Baseball Canada's Wall of Excellence in 2011.
- Earned the NL MVP Award in 2010, is a six-time NL All-Star (2010-13, 2017-18), a Hank Aaron Award Winner (2010), and a Gold Glove-winning first baseman (2011)...Awarded seven James Tip O'Neil Awards as the top Canadian in baseball, as well as a pair of Lou Marsh Trophies as Canada's Top Athlete (2010 & 2017).
- Enters the 2024 season leading all Canadian MLB players, past and present, in games played, walks, at-bats, and career OBP...Ranks 2nd in runs scored, hits, runs batted in, doubles, total bases, SLG, OPS, and WAR.

### LAST SEASON:

- Ended his age-39 season ranked 36th all-time in career OPS, 56th in SLG, 91st in home runs, and 100th in extra-base hits.
- Played in 65 games (60 games started) with two separate stints on the injured list (Opening Day-June 18, Aug. 24-Sept. 9).
- Made his season debut on June 19 vs. COL, playing his first game since August 16, 2022, where he homered in his second plate appearance off Austin Gombert...Joined Tony Perez as the only Reds player in franchise history since 1900 to homer in their season debuts four separate times...His go-ahead RBI in the contest was his 316th career go-ahead RBI, the most by any Reds batter since the 1961 expansion.
- On his 40th birthday on September 10 vs. STL, hit a solo home run off Andrew Suárez, becoming the ninth player in MLB history to homer on their 40th birthday and first since Alex Rodriguez in 2015.
- His two-run home run off Corbin Burnes on July 7 at MIL was his 3,645th career total base, passing Johnny Bench for 2nd on the Reds all-time list (Pete Rose - 4,645).
- On July 18 vs. SF, homered off Jakob Junis to become only the 16th player in MLB history with at least 2,000 hits, 350 home runs, and an OBP of at least .410...12 of those players are in the Cooperstown Hall of Fame.
- On Aug. 20 vs. TOR, made his 2,040th career appearance, passing former manager Dusty Baker on the all-time list (220th).
- Reached 16,000 years of service on August 21, becoming the fifth active player to reach the mark, joining Miguel Cabrera (20,074), Zack Greinke (19,030), Adam Wainwright (18,000) and Justin Verlander (17,146).

*Bold - career high; Red - league high*

Year	Club and League	AVG	G	AB	R	H	2B	3B	HR	RBI	BB	IBB	SO	SB	CS	OBP	SLG	OPS	SH	SF	HBP
2002	GCL Reds (GCL)	.269	50	175	29	47	13	3	9	33	21	1	45	7	2	.342	.531	.873	0	5	1
2003	Billings (PION)	.317	70	240	47	76	17	3	6	38	56	3	80	4	0	.452	.488	.940	0	1	4
	Dayton (MIDW)	.231	60	195	19	45	8	0	1	20	34	0	64	2	5	.348	.287	.635	0	2	2
2004	Dayton (MIDW)	.302	111	391	60	118	26	2	14	72	79	1	110	9	2	.419	.486	.905	0	2	1
	Potomac (CARL)	.298	24	84	11	25	7	0	5	20	11	1	21	1	1	.385	.560	.945	0	0	1
2005	Sarasota (FL)	.255	124	466	63	119	23	2	16	80	5	1	223	4	5	.327	.416	.743	1	9	3
2006	Chattanooga (SOUL)	.319	136	508	85	162	46	2	22	77	78	5	109	24	7	.408	.547	.955	0	3	1
2007	CINCINNATI (NL)	.321	24	84	11	27	7	0	4	17	5	1	15	1	0	.360	.548	.908	0	0	0
	Louisville (IL)	.294	133	496	74	146	21	2	22	92	70	5	110	17	10	.381	.478	.859	0	9	5
2008	CINCINNATI (NL)	.297	151	526	69	156	32	<b>3</b>	<b>24</b>	<b>84</b>	<b>59</b>	<b>9</b>	<b>102</b>	<b>7</b>	<b>5</b>	<b>.368</b>	<b>.506</b>	<b>.874</b>	<b>0</b>	<b>2</b>	<b>2</b>
2009	CINCINNATI (NL)	.322	131	469	82	151	38	1	25	84	70	10	106	4	1	.414	.567	.981	0	1	4
	Dayton (MIDW)	.429	2	7	3	3	0	0	1	3	2	0	3	1	0	.556	.857	1.413	0	0	0
	Sarasota (FL)	.000	1	2	0	0	0	0	0	0	1	0	1	0	0	.333	.000	.333	0	0	0
2010	CINCINNATI (NL)	.324	150	547	<b>106</b>	177	36	2	<b>37</b>	<b>113</b>	<b>91</b>	<b>8</b>	<b>125</b>	<b>16</b>	<b>5</b>	<b>.424</b>	<b>.600</b>	<b>1.024</b>	<b>0</b>	<b>3</b>	<b>7</b>
2011	CINCINNATI (NL)	.309	161	<b>599</b>	101	<b>185</b>	<b>40</b>	<b>3</b>	<b>29</b>	<b>103</b>	<b>110</b>	<b>15</b>	<b>129</b>	<b>8</b>	<b>6</b>	<b>.416</b>	.531	.947	0	6	4
2012	CINCINNATI (NL)	.337	111	374	59	126	<b>44</b>	0	14	56	<b>94</b>	<b>18</b>	85	5	3	<b>.474</b>	.567	1.041	0	2	5
	Dayton (MIDW)	.200	3	5	1	1	0	0	0	1	3	0	1	0	0	.444	.200	.644	0	1	0
	Louisville (IL)	.167	2	6	1	1	0	0	1	1	0	0	4	0	0	.167	.667	.834	0	0	0
2013	CINCINNATI (NL)	.305	<b>162</b>	581	101	177	30	<b>3</b>	<b>24</b>	<b>73</b>	<b>135</b>	<b>19</b>	<b>138</b>	6	3	<b>.435</b>	.491	.926	0	6	4
2014	CINCINNATI (NL)	.255	62	220	32	56	16	0	6	23	47	2	49	1	1	.390	.409	.799	0	2	3
	Louisville (IL)	.333	2	6	1	2	0	0	0	0	0	0	2	0	0	.333	.333	.666	0	0	0
2015	CINCINNATI (NL)	.314	158	545	95	171	33	2	29	80	<b>143</b>	<b>15</b>	<b>135</b>	11	3	.459	.541	1.000	0	2	5
2016	CINCINNATI (NL)	.326	158	556	101	181	34	2	29	97	108	15	120	8	1	<b>.434</b>	.550	.984	0	<b>8</b>	5
2017	CINCINNATI (NL)	.320	<b>162</b>	559	<b>106</b>	179	34	1	36	100	<b>134</b>	<b>20</b>	83	5	1	<b>.454</b>	<b>.578</b>	<b>1.032</b>	0	6	8
2018	CINCINNATI (NL)	.284	145	503	67	143	28	2	12	67	108	6	101	2	0	<b>.417</b>	.419	.836	0	3	9
2019	CINCINNATI (NL)	.261	142	525	79	137	32	1	15	47	76	2	123	5	0	.357	.411	.768	0	3	4
2020	CINCINNATI (NL)	.226	54	186	32	42	8	0	11	22	37	1	43	0	0	.354	.446	.800	0	0	0
2021	CINCINNATI (NL)	.266	129	448	73	119	23	1	36	99	77	6	127	1	0	.375	.563	.938	0	4	4
	Louisville (AAAE)	.190	6	21	2	4	1	1	0	2	1	0	5	0	0	.227	.333	.560	0	0	0
2022	CINCINNATI (NL)	.205	91	322	31	66	18	1	11	41	44	0	97	0	0	.319	.370	.689	0	0	<b>10</b>
	Dayton (MIDW)	.143	2	7	1	1	0	0	0	0	1	0	3	0	0	.250	.143	.393	0	0	0
	Louisville (IL)	.250	2	4	1	1	0	0	0	1	3	0	2	0	0	.571	.250	.821	0	0	0
2023	CINCINNATI (NL)	.202	65	208	26	42	6	0	14	38	27	0	62	0	0	.314	.433	.747	0	0	7
	Louisville (IL)	.185	24	81	10	15	4	0	3	13	19	0	34	0	0	.340	.346	.686	0	2	1
	<b>Minor Totals</b>	.284	581	2694	408	766	166	15	100	453	430	18	717	69	32	.382	.468	.850	1	34	19
	<b>MAJOR TOTALS</b>	.294	2056	7252	1171	2135	459	22	356	1144	1365	147	1640	80	29	.409	.511	.920	0	48	8

BIOGRAPHIES

LAST SEASON

HISTORY

RECORDS

OPPONENTS

PLAYER DEV.

MEDIA & MISC.



**ALL-STAR GAME RECORD**

Year	League and City	AVG	G	AB	R	H	2B	3B	HR	RBI	BB	IBB	SO	SB	CS	OBP	SLG	OPS	SH	SF	HBP
2010	NL at LAA	.000	1	2	0	0	0	0	0	0	0	0	0	0	0	.000	.000	.000	0	0	0
2011	NL at ARI	.000	1	2	0	0	0	0	0	0	0	0	1	0	0	.000	.000	.000	0	0	0
2012	NL at KC	.000	1	3	0	0	0	0	0	0	0	0	1	0	0	.000	.000	.000	0	0	0
2013	NL at NYM	.000	1	2	0	0	0	0	0	0	0	0	1	0	0	.000	.000	.000	0	0	0
2017	NL at MIA	.000	1	1	0	0	0	0	0	1	0	0	1	0	0	.500	.000	.500	0	0	0
2018	NL at WAS	.333	1	3	1	1	0	0	1	1	0	0	1	0	0	.333	1.333	1.666	0	0	0
<b>TOTALS</b>		.077	6	13	1	1	0	0	1	1	1	0	4	0	0	.143	.308	.451	0	0	0

**WILD CARD RECORD**

Year	Club and Opp.	AVG	G	AB	R	H	2B	3B	HR	RBI	BB	IBB	SO	SB	CS	OBP	SLG	OPS	SH	SF	HBP
2013	CIN vs. PIT	.000	1	4	0	0	0	0	0	0	0	0	2	0	0	.000	.000	.000	0	0	0
2020	CIN vs. ATL	.222	2	9	0	2	0	0	0	0	1	1	3	0	0	.300	.222	.522	0	0	0
<b>TOTALS</b>		.154	3	13	0	2	0	0	0	0	1	1	5	0	0	.214	.154	.368	0	0	0

**DIVISION SERIES RECORD**

Year	Club and Opp.	AVG	G	AB	R	H	2B	3B	HR	RBI	BB	IBB	SO	SB	CS	OBP	SLG	OPS	SH	SF	HBP
2010	CIN vs. PHI	.100	3	10	0	1	0	0	0	1	0	0	2	0	0	.091	.100	.191	0	1	0
2012	CIN vs. SF	.389	5	18	3	7	0	0	0	0	4	0	5	0	0	.500	.389	.889	0	0	0
<b>TOTALS</b>		.286	8	28	3	8	0	0	0	1	4	0	7	0	0	.364	.286	.650	0	1	0

**WORLD BASEBALL CLASSIC**

Year	Club and League	AVG	G	AB	R	H	2B	3B	HR	RBI	BB	IBB	SO	SB	CS	OBP	SLG	OPS	SH	SF	HBP
2009	Canada	.556	2	9	2	5	2	0	1	2	1	0	1	0	0	.600	1.111	1.711	0	0	0
2013	Canada	.222	3	9	5	2	0	0	0	0	5	0	4	0	0	.500	.222	.722	0	0	0
<b>TOTALS</b>		.389	5	18	7	7	2	0	1	2	6	0	5	0	0	.542	.667	1.209	0	0	0

**HOME RUN BREAKDOWN**

Total	H	A	ONE GAME									
			2	3	4	GS	LO	XN	IP	PH	RHP	LHP
356	197	159	17	3	0	4	2	5	0	2	267	89

**TRANSACTIONS**

- Selected by the Cincinnati Reds in the 2nd round of the 2002 First-Year Player Draft
- On injured list (depression and anxiety) from May 30-June 22, 2009
- On injured list (torn meniscus) from July 17-September 3, 2012
- On injured list (left distal quad strain) from May 21-June 9, 2014
- On injured list (left distal quad strain) from July 8-October 30, 2014
- On injured list (right lower leg contusion) August 17-29, 2018
- On injured list (low back strain) from August 18-26, 2019
- On injured list (COVID-19) August 2, 2020
- On injured list (broken left thumb) from May 7-June 7, 2021
- On injured list (COVID-19) from May 3-19, 2022
- On injured list (left biceps and rotator cuff surgery) from August 19, 2022-June 19, 2023
- On injured list (left shoulder discomfort) from August 24, 2023-September 10, 2023
- Signed by the Toronto Blue Jays on March 9, 2024

**GAME HIGHS**

<b>ML Debut</b>	Sept. 4, 2007 vs. NYM	<b>Stolen Bases</b>	2 – 3x, last: Sept. 11, 2015 vs. STL
<b>Runs</b>	4 – 3x, last: June 9, 2015 vs. PHI	<b>Last ML Home Run</b>	Sept. 10, 2023 vs. STL
<b>Hits</b>	4 – 25x, last: Aug. 11, 2021 at ATL	<b>Longest Hitting Streak</b>	17G – 2x, last: July 26-Aug. 12, 2017
<b>Home Runs</b>	3 – 3x, last: June 9, 2015 vs. PHI	<b>Longest On-Base Streak</b>	48G – Aug. 11-Oct 2, 2015
<b>RBI</b>	6 – May 13, 2012 vs. WSH	<b>Longest Hitless Streak</b>	21AB – Aug. 11-16, 2022

**Career-Highs - Statcast**

	Speed/Distance	Date
<b>Hardest Hit Ball:</b>	114.1 MPH	July. 27, 2021 at CHC
<b>Farthest Hit Ball:</b>	466 ft	Sept. 27, 2021 vs. PIT
<b>Top Sprint Speed:</b>	28.3 ft/s	Sept. 2, 2018 at STL



## MILESTONES

Category	Date	Opponent	Pitcher	Notes
<b>Hit</b>	1 Sept. 5, 2007	New York (NL)	Maine	1R HR
	1,000 April 2, 2014	St. Louis	Wacha	Double
	2,000 Aug. 16, 2021	Chicago (NL)	Rucker	Single
<b>Home Run</b>	1 Sept. 5, 2007	New York (NL)	Maine	1R
	100 June 25, 2011	at Baltimore	Matusz	3R
	200 May 30, 2016	at Colorado	Motte	1R
	300 April 30, 2021	Chicago (NL)	Arrieta	2R
<b>Multi-HR Game (20)</b>	20 Aug. 2, 2023	at Chicago (NL)	Smyly	1R, 2R
<b>Grand Slam HR (4)</b>	1 May 20, 2010	at Atlanta	Hanson	2nd inning
	2 May 13, 2012	Washington	Rodríguez	9th inning
	3 June 19, 2018	Detroit	Boyd	3rd inning
	4 Sept. 8, 2018	San Diego	Erlin	2nd inning
<b>Leadoff HR (2)</b>	1 April 18, 2019	at San Diego	Paddock	—
	2 Aug. 29, 2020	Chicago (NL)	Mills	—
<b>Walk-off HR (5)</b>	1 Sept. 11, 2010	Pittsburgh	Thomas	1R, 10th inning
	2 Aug. 28, 2011	Washington	Balester	1R, 14th inning
	3 May 13, 2012	Washington	Rodríguez	GS, 9th inning
	4 May 9, 2014	Colorado	Logan	1R, 9th inning
	5 June 7, 2016	St. Louis	Siegrist	1R, 9th inning
<b>Extra-Inning HR (5)</b>	1 Aug. 25, 2009	at Milwaukee	Coffey	13th inning
	2 June 21, 2010	at Oakland	Bowers	10th inning
	3 Sept. 11, 2010	Pittsburgh	Thomas	10th inning
	4 Aug. 28, 2011	Washington	Balester	14th inning
	5 Sept. 20, 2013	at Pittsburgh	Farnsworth	10th inning
<b>Pinch-hit HR (2)</b>	1 May 18, 2008	Cleveland	Lee	2R, 6th inning
	2 Sept. 19, 2021	Los Angeles (NL)	Jansen	1R, 9th inning
<b>RBI</b>	1 Sept. 5, 2007	New York (NL)	Maine	1R HR
	500 July 20, 2013	Pittsburgh	Burnett	GO, E4
	1,000 June 30, 2021	Pittsburgh	Musgrove	1R HR
<b>Stolen Base</b>	1 Sept. 14, 2007	at Milwaukee	Sheets	2nd base
			C-Estrada	

## PROFESSIONAL CAREER:

### MINORS:

- Spent his professional season after being drafted in 2002 with the Gulf Coast League Reds...Hit .269 (47-for-175) with 13 doubles, three triples, nine home runs, and 33 RBI with a .873 OPS, leading the league in total extra-base hits (25).
- Began the 2003 season at Single-A Dayton, before being sent to Rookie-Ball Billings, where he was named an honourable mention for the Pioneer League's post-season All-Star Team...Between the two levels, batted .278 (121-for-435) with 25 doubles, three triples, seven home runs, 58 RBI, a .406 OBP, and a .804 OPS...Led the Pincoe League in OBP (.425), reaching base safely in 63 of his 70 games played with the Mustangs.
- Split the 2004 season between Single-A Dayton and High-A Potomac, appearing in 135 games combined hitting .301 (143-for-475) with 33 doubles, two triples, 19 home runs, 92 RBI, ten stolen bases, a .413 OBP, and a .912 OPS...Led all Reds Minor Leaguers in batting average (.301) and RBI (92) while also ranking T-2nd in home runs (19)...Named the Midwest League Player of the Week on two separate occasions at Dayton (4/26-5/2, 6/14-6/20).
- Played the entirety of the 2005 season at the Florida State League Reds in Sarasota, where he hit .257 (119-for-464) with 23 doubles, two triples, 17 home runs, 83 RBI, and a .754 OPS in 124 games...Led the team in hits (119), doubles (23), home runs (17), and RBI (83)...Played for Team Canada in the IBAF XXXVI World Cup in Amsterdam, Netherlands
- Spent the 2006 season at Double-A Chattanooga, where he was named the Southern League MVP and batting champion, while also being named Topps Southern League Player of the Year and the Reds organization's Minor League Hitter of the Year...Also named the North Division's starting first baseman in the Southern League All-Star Game and played in the MLB All-Star Futures Game...Led the Souther league in batting average (.319), hits (162), doubles (46), OBP (.408), SLG (.547), extra-base hits (70), total bases (278), runs scored (85), and walks (78) while also ranking 2nd in home runs (22)...Among all Minor Leaguers, ranked T-1st in doubles, T-3rd in extra-base hits, 9th in total bases and T-10th in hits...Named the Reds Minor League Player of the Month and Topps Southern League Player of the Month after hitting .355 with eight home runs, 24 RBI, and five stolen bases...Also named Southern League Player of the Week (6/12-6/18)...Finished the year hitting .319 (162-for-508) with 46 doubles, two triples, 22 home runs, 77 RBI, 78 walks a .409 OBP, and a .956 OPS, falling one double shy of the Southern League Record.



**2007:**

- Saw his first big league action with the Cincinnati Reds, after being promoted to the Majors in September, where he appeared in 24 games hitting .321 (27-for-84) with seven doubles, four home runs, 17 RBI, and a .907 OPS...Hit safely in 18 of his 21 starts.
- Made his MLB debut as a pinch-hitter on September 4 vs. NYM where he struckout in his only at-bat...Made his first career start on September 5 vs. NYM, where he recorded his first career hit and RBI with a solo home run off John Maine...Became one of three Reds players in franchise history to hit a home run as his first career MLB hit (Josh Hamilton, Ryan Jorgensen)
- Tied for the team lead in doubles in September (7) also ranking 2nd in home runs (4) and RBI (17).
- Entered the season as the 3rd-ranked prospect in the Reds organization, according to Baseball America.
- Spent the majority of the campaign in Triple-A Louisville, where he was named the team's MVP, the International League Rookie of the Year, and a Topps All-Star...Led all Reds Minor leaguers in RBI (92) and 3rd in home runs (22) and 7th in AVG (.294).
- Named to the International League's Postseason All-Star team, named a Triple-A All-Star, and represented the Reds at the MLB All-Star Futures game...Also named Louisville's Hitter of the Month in May and International League Batter of the Week (8/13-8/19).

**2008:**

- Made his first career Opening Day Roster finishing the campaign 2nd in National League Rookie of the Year voting, as well as a finalist for a Players Choice Award in the category of Outstanding NL Rookie.
- Named a Topps Major League Rookie All-Star and in a unanimous vote, received the Ernie Lombardi Award as the Reds' MVP.
- Led NL rookies in batting average (.297), hits (156), home runs (24), total bases (266), multi-hit games (42), OBP (.368), and SLG (.506) while also ranking 2nd in RBI (84), runs scored (69) doubles (32), and extra base hits (59).
- Led the Reds in games played (151), batting average, hits, total bases, doubles, and RBI, also leading in three-hit games with 18, the most among MLB rookies...Became the first player in franchise history to record 20 home runs and 30 doubles as rookie...Hit 23 of his 24 home runs as a first baseman, a franchise record for a rookie at the position...His 84 RBI ranked 3rd amongst Reds rookies in franchise history
- Established a club record for first baseman with 136 assists, finishing 8th among NL first baseman in fielding percentage (.991).
- Hit .321 after the All-Star break, leading the team in August in AVG (.382) and RBI (18)...Named the NL Rookie of the Month in September, after leading the Reds in AVG (.309) home runs (9), and RBI (20)

**2009:**

- Led the Reds in batting average (.322) runs (82), total bases (266), doubles (38), home runs (25), walks (70), multi-hit games (44), and four-hit games (4), ranking among the NL Leaders in AVG (5th), OBP (.414, 4th), SLG (.567, 5th) hitting with RISP (.336, 8th), hitting vs. RHP (.319, 9th), and hitting vs. LHP (.329, 8th).
- Reached base safely in 113 of his 132 games played.
- Became the first Reds player in franchise history to record 20 home runs as a rookie and again in the following season, since Hall of Famer Frank Robinson did the same in 1956-1957.
- Recorded 16 doubles in the month of September, a club record for doubles in a calendar month.
- Named NL Player of the WEEK for September 21-27, after leading the majors in almost every statistical category...As part of this week, became the first player in MLB history to record 10 doubles over a five-game span since Paul Warned did it in 1932.
- Played for Canada at the World Baseball Classic where he hit .556 (2nd among all WBC players) with a 1.111 SLG (3rd among all WBC players).

**2010:**

- Became the 10th Reds player and the 3rd Canadian in history to win the Most Valuable Player Award...Was named to his first career All-Star team...Earned the Hank Aaron Award as the National League's best hitter.
- Ranked first in the Toronto Sun's list of most influential Canadians in baseball...Also awarded the Ernie Lombardi Award as the Reds' MVP for the second straight season, as well as a finalist for the MLBPA Player's Choice Player of the year Award and MLB Clutch Performer of the Year Award.
- Led the Reds to the National League Central Division championship while ranking among the NL's top three in 11 statistical categories, the top five in 15 statistical categories, an top eight in 18 statistical categories.
- Led the MLB in OBP (.424) while also leading the NL in SLG (.600) and OPS (.1024)...Among NL batters ranked 2nd in batting average (.324) and third in both home runs (37) and RBI (113).
- Became the third Reds player in the last 50 years to lead the NL in both OBP and SLG (Frank Robinson in 1962, Joe Morgan in 1976).
- Led the Reds in batting average, runs (106), hits (177), total bases (328), doubles (36), home runs, walks (91), SLG, OBP, three hits games (12), and multi-hit games (51).
- Became the fourth player in Reds history to hit at least .320 with 37 home runs and 113 RBI in a season (George Foster in 1977, Frank Robinson in 1961 & 1962, Ted Kluszewski in 1954)...Was the first Reds player to lead the team in hitting, home runs, and RBI since Eric Davis did the same in 1989.
- Reached base safely in a career-high 41 games from May 15-June 3, the longest such streak by a Reds player since Pete Rose reached base safely in 48 straight games from June 12-August 2, 1978...During the 41-game streak, hit .325 with a .427 OBP and a .592 SLG, recording 11 home runs, 33 RBI and 24 walks.
- Graced the cover of Sports Illustrated for the August 30 issue, becoming the first Reds player to do so since Ken Griffey Jr. did on June 14, 2004.
- Was named the Reds nominee and finalist for the Hutch Award.

**2011:**

- Named a NL All-Star for the second straight season and became the sixth player in Reds history to win a Rawlings Gold Glove Award, finishing 6th in MVP voting...Also earned the Tip O'Neil Award for the second straight season, sharing the honour with Milwaukee Brewers pitcher John Axford.
- Set the Reds single-season record for assists by a first baseman (173) and was rated by the opposing managers as the best defensive first baseman in the NL.
- Was the Reds nominee for the Hank Aaron Award, after leading the league in doubles (40), walks (110), and OBP (.416)...Ranked T-2nd in the NL in games played (161), 4th in total bases (318), 5th in AVG (.309) 5th in extra-base hits (72), T-5th in runs (101), T-5th in multi-hit games (55), 6th in hits (185), 6th in RBI (103), T-6th in intentional walks (15), and 9th in SLG (.531).
- Recorded career-highs in games, at-bats (599), hits, and doubles...Became the first Reds player with consecutive seasons of 100 RBI since Adam Dunn did the same in 2004 and 2005.



- Reached base safely in 145 of his 161 games, including a season-high on-base streak of 33 games to begin the season, hitting .345 with five home runs, 18 RBI, and 29 walks...Only four times all year went consecutive games without reaching base.
- Named NL Player of the Week for July 25-July 31
- Hit a walkoff RBI single off Jason Motte on the 10th inning of a 6-5 win on May 13 vs. STL
- In the 6th inning on September 17 vs. MIL, drew his 106th career walk, to establish a new single-season record for Canadian players...Sent his batting gloves to the Canadian Baseball Hall of Fame.

**2012:**

- Named an NL All-Star for the third straight season also being named a finalist for the Rawlings Gold Glove Award.
- Missed 48 games with a knee injury, but still managed to lead the NL in OBP (.474), walks (94), and intentional walks (18)... Set a Reds franchise record for highest OBP in a single season...Became the second player in Reds franchise history to lead the team in OBP for three consecutive seasons and only the eighth player to lead the NL in three consecutive seasons.
- Named by opposing managers as the best defensive first baseman in the NL for the second straight season, as well as the batter with the best strike zone judgement.
- In 86 games prior to his injury, hit .342 with 36 doubles, 14 home runs, 49 RBI, and was leading the NL in doubles, walks (66), intentional walks (13), OBP (.465), and extra-base hits (50)...Prior to his injury, reached base safely in 78 of 86 games played, including a season-high on-base streak of 28 games.
- Recorded a career-high 44 doubles, setting the Reds record for most doubles prior to the All-Star break (35).
- After returning from injury on September 5, reached base safely in 24 of his 25 appearances, and in that span led the Majors in OBP (.505) and walks (28).
- Became the first Reds player since Frank Robinson in 1961 to record at least 44 hits and 19 extra-base hits over a span of 100 at-bats.

**2013:**

- Named a NL All-Star for the fourth straight season, as well as a finalist for the Louisville Slugger Silver Slugger Award...For the third straight season, was rated by opposing managers as the batter with the best strike zone judgement.
- Set a single-season Reds record for walks (135) as well as times on base safely (316), both of which were the highest totals in the Majors...His 135 walks were the most in the Majors since Barry Bonds set the all-time record with 232 walks in 2004.
- For the third straight season led the NL in walks and for the fourth straight season led the NL in OBP...Became the first batter since 1900 in Reds history and the ninth batter in NL history to lead the lead in walks for three straight seasons...Only the third batter in Reds history to record 100 or more walks in a season more than once.
- Reached base safely in 146 of his 162 games played, including a season-high on-base streak of 38 games.
- Named NL Player of the Week for May 13-19, after leading the Majors in AVG (.583) and IBP (.655).
- Became the second player since 1933 in MLB history to record at least 112 hits and 71 walks prior to the All-Star break (Frank Thomas in 1994).
- Represented Canada at the World Baseball Classic, making two starts going 2-for-9 with five walks and five runs.

**2014:**

- Missed 99 games with a distal quad strain, with two separate stints on the injured list from May 16-June 9 and July 6-through the remainder of the season.
- Ranked 2nd on the Reds in walks (47).
- Recorded his 1000th career hit with a double off Michael Wacha on April 2, vs. STL.
- Since 1900, the only other players with 600 walks and career AVG as high as Votto's .312 mark through their first 935 games played are Ted Williams, Babe Ruth, Frank Tghomas, and Mickey Mantle.

**2015:**

- Placed third in NL MVP voting and was a finalist for te Players Choice Awards category of Comeback Player of the Year, while also receiving the Ernie Lombardi Awards as the Reds MVP for the fourth time...Fell one home run and seven walks shy of joining Barry Bonds (4x), Ted Williams (3x), and Babe Ruth (2x) as the only players in MLB history to hit at least .300 with 30 home runs and 160 walks.
- Set a modern franchise record for walks (143), number of games reaching base at least twice (107) and total number of times reaching base via hit, walk, or HBP (319)...From August 11 to October 2, reached base safely in 48 consecutive games, tying Pete Rose's single-season modern franchise record (1978)...Was the longest single-season streak in the Majors since Kevin Millar reached safely in 52 straight games in 2007, and the longest in the NL since Barry Bonds' 58-game streak in 2003.
- From July 10-28, reached base safely at least twice in 15 consecutive games, setting a single-season franchise record, where he hit .500 with four doubles, four home runs, nine RBI, 17 walks, a .833 SLG, and a .642 OBP.
- After the All-Star break, led the Majors in AVG (.362), OBP (.535), and walks (86)...The only other players to record half of a season of a .362 AVG, .535 OBP, and a 1.152 OPS are Ted Williams (1941) and Barry Bonds (2004)
- Led the Reds in games played (158), runs (95), walks (143), intentional walks (15), three-hit games (13), and multi-hit games (55)...Became only the third player in franchise history to produce at least 30 doubles in seven seasons (Pete Rose, Vada Pinson)...Reached base safely in 144 of his 158 games played.
- His 38 walks in August were a club record for a calendar month and most by any MLB batter since Barry Bonds walked 40 times in September, 2004.
- On June 9 vs. PHI, recorded his third career three-homer game, becoming the second player in Reds history (Johny Bench) and the 36th player in MLB history with at least three, three-homer games.

**2016:**

- Finished seventh in MVP Voting, was a finalist for the Hank Aaron Award, and was unanimously voted the winner of the Ernie Lombardi Award as the Reds MVP.
- Ranked among the NL leaders in almost every statistical category, ranking 1st in OBP (.434), 2nd in OPS (.985), T-2nd in walks (108), 3rd in AVG (.326), 6th in SLG (.550), 8th in hits (181), 9th in runs (101), 10th in RBI (97), and 10th in total bases (306), leading the NL in OBP for the fifth time.
- Beginning June 1, led the Majors in AVG (.378) and OBP (.482) while also ranking third in SLG (.619)...After the All-Star break, led the Majors in AVG (.408), OBP (.490) and SLG (.668)...Became the first player to hit .400 over the second half of a season since Ichiro Suzuki did the same in 2004 (.429 AVG).
- Reached base 294 times, the second-most in the Majors (Mike Trout - 300).
- Became only the second Reds player in franchise history with at least 30 doubles in eight different seasons.
- Hit safely in 61 of his 72 games after the All-Star break, batting .408 (107-for-0262) with 15 home runs, 55 RBI, and a 1.158 OPS, including a career-high 17-game hitting streak to open te second half...Was the second longest streak by a Reds batter since Brandon Phillips' 22-game streak in 2007.
- On May 30 at COL, hit his 200th career home run.



**2017:**

- Finished second in MVP voting, placing two points behind Giancarlo Stanton in the fourth-closest vote ever, was named a NL All-Star for the fifth time, was a finalist for the Hank Aaron Award for the fifth time, and was a finalist for the Rawlings Gold Glove Award...Received the Lou Gehrig Memorial Award for his exemplary contributions to his community and philanthropy...Joined Babe Ruth (1921, 1926, 1930) and Ted Williams (1941, 1942, 1949) as the only players in MLB history to record a season with at least 179 hits/36 home runs, and 134 walks with 83 strikeouts or fewer.
- Joined Babe Ruth (1930) and Lou Gehrig (1946) as the only players in their age-33 seasons or older to record at least 175 hits, 130 walks, and a .450 OBP.
- Was the only player in the Majors to record at least 26 home runs and 100 RBI while batting 300 with a .400 OBP and a .500 SLG.
- Led the Majors by reaching base safely 321 times, breaking his own club record (319 in 2015)...Also led the Majors in OBP, walks, and intentional walks...Led the NL in walks for the fifth time, OBP for the sixth time, and in both categories in the same season for the fourth time, while leading the NL in OPS (1.032).
- From June 5-16, did not strike out in season-high 43 straight plate appearances.
- Became the first player in Reds history to have at least 100 runs, 100 RBI, 300 total bases, and 300 times on base.
- Reached base safely in 150 games, breaking his 2013 team record (146)...Reached base safely at least twice in 107 games, tying his 2015 record, while also reaching safely at least three times in 52 games, tying his career-high again in 2015.
- Produced on-base streaks of 27 games (4/24-5/24), 29 games (9/26-8/26) and 32 games (8/27-end of season)...His 32-game on-base streak tied teammate Zack Cozart as the longest by a Reds batter in the 2016 season and tied for the second-longest in the Majors.
- Appeared in 162 games for the second time in his career (2013) and became the fourth Reds player to start at least 162 games in a season (Pete Rose in 1974 & 1975, Leo Cardenas in 1964, Vada Pinson in 1963).
- Set a new Reds record by recording his fourth season with an OPS of at least 1.000.
- Among NL first basemen ranked 2nd in fielding percentage.
- On July 3 at COL, hit a solo home run off Keff Hoffman to become the 10th Reds player and 28th active player with 1,500 career hits.
- Named the NL Player of the Week for June 26-July 2, after going 11-for-21 (.524) with three home runs, six RBI, a 1.095 SLG, and a .630 OBP.

**2018:**

- Named an NL All-Star for the sixth time, the most All-Star appearances every by a Canadian-born player (Larry Walker - 5)...Is the only player born in Canada to homer in the All-Star game, after hitting a home run in the 10th inning off TOR LHP J.A. Happ...Also named NL Player of the week for April 23-29 as well as a finalist for the Rawlings Gold Glove Award.
- For the seventh time in his career, led the NL in OBP (.417) becoming one of six players in MLB history to lead the league at least seven times (Ted Williams, Babe Ruth, Barry Bonds, Rogers Hornsby, Ty Cobb).
- Reached base safely in 127 of his 144 games played in which he had a plate appearance...Among NL leaders ranked 3rd in walks and 5th in ABG with RISP (339).
- Led the Reds in walks, recording at least 100 walks for the sixth time...For the fourth time in his career, recorded more walks (108) than strikeouts (101)...On April 17 at MIL, reached 1,000 career walks in 1,446 games played, the fourth-fewest games to 1,000 walks in NL history.
- Had his 202-game streak of consecutive games played and started snapped on April 12 vs STL...Prior to that day off, had appeared in and started every Reds game since September 2, 2016...Was the second-longest streak by a Reds player since Pete Rose started 370 consecutive games from 1973-1976.
- Recorded an RBI single in 6th inning on April 22 at STL, marking the 1,604th hit of his career, moving him past Justin Morneau into 2nd place on the all-time hits list by Canadian-born players (Larry Walker - 2,160).
- From April 24-27, homered in four consecutive games, a career-high and one shy of the Reds franchise record.
- On July 9 at CLE, hit his 266th career home run, surpassing Matt Stairs into 2nd place on the all-time home run list for Canadian-born players (Larry Walker - 383).
- Awarded the Lou Gehrig Memorial Award and was the Reds nominee for the MLBPA's Marvin Miller Man of the Year Award.

**2019:**

- For the fifth straight season, was voted by managers, scouts, and executive as the batter with the best strike zone judgment in the National League.
- Recorded 30 doubles in a single-season for the 10th time in his career, tying Robinson Cano at the time for the most 30-double seasons.
- Reached base safely in 118 of his 142 games, including a stretch from May 8-June 4 where he reached base safely in 20 consecutive games.
- On the injured list from August 18-26 with a low back strain.
- On April 6 at PIT, hit his 270th career home run, tying Adam Dunn for fourth on the Reds all-time list.
- Recorded three hits and a double on May 27, tying Brandon Phillips for eighth place on the Reds all-time hits list (1,774) also tying Johnny Bench for fourth place on the Reds all-time doubles list (381)...Later passed Bench on June 2 vs. WSH with a double off Max Scherzer.
- With the third of his career-high tying four hits on June 28 vs. Cubs, reached 1,800 hits in his career, becoming only the fifth active player to reach base safely 3,000 times.
- Recorded a 1st inning double off Kyle Hendricks on August 10 vs. CHC, recording his 865th career hit at Great American Ballpark, the most by any player.

**2020:**

- Led the Reds in walks for the sixth consecutive season and for the 11th time in 13 full seasons.
- Made 49 starts at first base and five starts as the team's designated hitter.
- Recorded a walk against Ross Detwiler on September 20 vs. CHC, marking the 1,210th walks of his career, tying Pete Rose for career bases on balls...Set a new record the following inning with a walk off Steve Cishek.
- Hit a two-run home run off Adam Wainwright on September 11 at STL, with an exit velocity of 113.2 MPH travelling 442 feet, the hardest hit home run of his career and the second-hardest hit homer every by a Reds player in the StatCast era (Aristides Quino, 118.3 MPH on 8/18/19).
- Recorded a pair of walkoff hits, an RBI double in the 10th inning off Josh Staumont on August 11 vs. KC and an RBI single off Giovanni Gallegos on September 2 vs. STL, marking the 12th and 13th walkoff RBI of his career, tied with Pete Rose and Johnny Bench for third-most by a Reds batter since 1933 behind Tony Perez (19) and Frank Robinson (15).





- Hit a two-run home run off Zach Plesac on August 3 vs. CLE, marking his 287th career homer, tying him with Tony Perez for third on the Reds all-time list...Also marked his 950th and 951st career RBI, moving past Dave Concepcion for sixth on the Reds all-time list.
- Went 0-for-4 on August 9 at MIL, snapping a 31-game on-base streak at Miller Park, the second-longest on-base streak ever by a visiting player (Albert Pujols - 32 games).
- On August 29 vs. CHC, hit his second career leadoff home run off Alec Mills, marking his 288th career home run, moving past Tony Perez for third on the Reds all-time list since 1900
- On September 14 vs. PIT, hit a solo homer off Mitch Keller recording his 960th career RBI, tying Barry Larkin for fifth on the Reds all-time list.

**2021:**

- Made his 14th Opening Day roster and appeared in his 13th Opening Day game, the fifth-most in Reds history.
- Missed 28 games with a broken left thumb, still recordin 36 home runs, 99 RBI, and a OPS of .938...Finished 16th in MVP voting, was a finalist for Players Choice Award as the NL Comeback Player of the Year, named a finalist for the All-MLB Team, and was one of four Reds players anmed a firnsit for a Silver Slugger Award...Also the Reds nomine for the Roberto Clemente Award for his philanthropic and humanitarian efforts.
- Became the ninth player in his age-37 or older season to record at least a .266 AVG, .375 OBP, .563 SLG, .938 OPS, 36 home runs, and 99 RBI, joining Babe Ruth, Hank Sauer, Hank Aaron, Edgar Martinez, Barry Bonds, Rafael Palmeiro, David Ortiz, and Nelson Cruz.
- Became the second player in MLB history to record their 2,000th hit, 300th home run, and 1,000th RBI in the same season (Billy Williams, 1971).
- Named the NL Player of the Month for July and the Player of the Week for July 26-August 1...In the month of July, led the Majors in home runs (11) and SLG (.734) while also tying for the NL lead in RBI (25)...As Player of the Week, led the Majors in runs (8) home runs (7) and SLG (1.250).
- Recorded his third seasons with at least 30 home runs, his fifth season with at least 90 RBI, and his 10th season with an OPS of at least .900...His seven seasons of atleast 25 hom runs tied Adam Dunn for third on the Reds all-time list (Frank Robinson - 9, Johnny Bench - 8).
- In his last 64 games, hit 25 home runs and 58 RBI, including a franchise record seven-game home run streak from July 24-30, with an OPS of 1.082...His 14 homers from July 24-August 13 are the most by any Reds player over a 19-game span.
- After the All-Star break, led the NL in home runs (25) while also ranking 2nd in RBI (59), 2nd in SLG (.657) T-3rd in extra-base hits (38), and 6th in OBP (.400).
- Recorded five multi-home run games, his career-high for a single season, the most by a Reds player after the All-Star gae since Frank Robinson had six multi-homr hames in 1962.
- On the season, ranked T-4th in the NL in home runs, 6th in OBP, T-7th in RBI, 5th in SLG and OPS, and 7th in walks... Led the Reds in home runs and walks.
- Recorded nine home runs across a seven-game home run streak, the most by a Red player over a seven-game span, batting .385 with 15 RBI, a .485 OBP, and a 1.423 SLG...Became only the second player in MLB history with nine home runs, 15 RBI, and six walks over any seven-game span (Mark McGwire - 1998).
- On his 38th birthday on September 10 at STL, hit his 30th home run of the season and 325th of his career, moving past Frank Robinson for the second most in Reds franchise history (Johnny Bench - 389).
- At age 38, moved past Ken Griffey Jr. as the oldest Reds player to ever record at least 30 home runs in a season.
- On April 12 at SF, became the first Reds batter to hit a homer into McCovey Cove, marking his 1,045th run scored, the fourth-most by a Reds player in franchise history.
- In the third inning on April 30 vs. CHC, became the third Reds player and ninth active player to record 300 career home runs.
- On June 30 vs. SD, rocrded his 1,000th RBI with a homer off Joe Musgrove, in his 1,821st game played.
- On August 4 vs. MIN, made his 1,800th career appearance at first base, extending his franchise record, while also becoming the 35th player in modern MLB history to have at least 1,800 appearances at the position.
- Recorded four hits with two home runs and 4RBI, tying Ty Cobb for 53rd place on the MLB all-time walks list and passing Pete Rose for third place on the Reds all-time RBI list...Marked his 16th career multi-homer game and his third of the season.
- Recorded his 2,000th career hit with a single off Michael Rucker on August 16 vs. CHC.
- Hit a 466-foot home run off Cody Ponce in the fourth inning on September 27 vs PIT, marking the longest home run by a Reds player in the StatCast era.

**2022:**

- Made his 15th career Opening Day roster and appeared in his 14th Opening Day game.
- Had season-ending surgery to repair the biceps and torn rotator cuff in his left shoulder, missing the final 46 games of the season.
- On August 29 reached 15,000 years of MLB service time.
- Made his 1,989th career appearance on August 14 vs. CHC, setting a new MLB record for games played by a Canadian-born player, passing Larry Walker.
- In May, led the Reds in OBP (.395), SLG (.639), and OPS (1.034)...During the month of June, led the Reds in games (26), doubles (9), and walks (12).
- On April 9 vs. ATL, recorded his 3,500th career base with an RBI single off Will Smith, becoming the fourth Reds player in franchise history and the 173rd player in MLB history to reach the mark.
- On May 25 vs. CHC, became the fourth Reds batter since 1900 to triple and homer in the same game at age 38 or older, joining Bob Thurman (1957), Ken Griffey Sr. (1989), and Jeff Conine (2007).
- Passed Johnny Bench on May 31 at BOS for second place on the Reds all-time extra base hits list, tied Barry Larkin for second place on the all-time list for doubles, and moved past larkin for third place all-time with 3,530 total bases.
- On June 3 vs. WSH, hit a three-run home run off Victor Arano for his 2,048th career hit, tying Johnny Bench for fourth on the Reds all-time list.
- Hit a double off Madison Bumgarner on June 6 vs. ARI, becoming the 118th player in history to record at least 800 extra-base hits.
- Singled off David Price on June 21 vs. LAD, recording his 1,000th career hit at Great American Ballpark, the only player ever to reach the milestone.
- For the second straight season, was the Reds nominee for the Roberto Clemente Award.



# WHITE MITCH

# 45

PITCHER

BIRTHDATE ..... December 28, 1994  
 OPENING DAY AGE ..... 29  
 BIRTHPLACE ..... San Jose, CA  
 RESIDENCE ..... San Jose, CA  
 INSTAGRAM ..... @mitchell.white13

BATS/THROWS ..... R/R  
 HEIGHT/WEIGHT ..... 6-3/210  
 CONTRACT STATUS ..... signed thru 2024  
 M.L. SERVICE ..... 2.043  
 OPTIONS USED ..... 3 of 3

## PERSONAL:

- Mitchell White.
- Attended Santa Clara University (2015-2016), where he earned All-West Coast Conference Freshman team honours and posted a 3.72 ERA with 118 strikeouts against 27 walks in 92.0 innings his sophomore season.
- Attended Bellarmine College Prep in San Jose and posted a 1.09 ERA his junior season before missing his senior season recovering from Tommy John surgery.

## LAST SEASON:

- Started the season on the injured list with right elbow inflammation...Was activated on June 9.
- Appeared in nine rehab games (4 starts) between Single-A Dunedin and Triple-A Buffalo, posting an 8.61 ERA (22 ER/23.0 IP) with 29H, 14BB, and 23K.
- Made his season debut on June 10 vs. MIN (1.2 IP, 3H, 2ER, 4K).
- Designated for assignment on July 30 and joined the Bisons on Aug. 4.
- Over his final five starts for Buffalo from Aug. 29-Sept. 21, posted to a 1.37 ERA (4 ER/26.1 IP), a 0.99 WHIP, and a .170 AVG with 35 strikeouts, 10 walks, and one home run allowed.
- Made a total of 17 Triple-A appearances (12 starts) over the course of the season, pitching to a 5.50 ERA and a 1.56 WHIP.

**Bold – career high; Red – league high**

Year	Club & League	W-L	ERA	G	GS	CG	SHO	SV	IP	H	R	ER	HR	HB	BB	IBB	SO	WP	BK	AVG
2016	Dodgers (ARIZ)	0-0	0.00	2	2	0	0	0	4.0	3	0	0	0	0	0	0	8	0	0	.200
	Great Lakes (MIDW)	0-0	0.00	8	4	0	0	0	16.0	3	1	0	0	0	6	0	20	0	0	.058
2017	Rancho Cucamonga (CALL)	1-0	0.00	1	0	0	0	0	2.0	1	0	0	0	0	0	0	2	0	0	.167
	Dodgers (ARIZ)	0-0	0.00	3	3	0	0	0	7.0	2	1	0	0	0	2	0	8	0	0	.091
2018	Rancho Cucamonga (CALL)	2-1	3.72	9	9	0	0	0	38.2	26	23	16	0	3	16	0	49	3	0	.187
	Tulsa (TL)	1-1	2.57	7	7	0	0	0	28.0	17	8	8	2	2	13	0	31	4	0	.168
2019	Tulsa (TL)	6-7	4.53	22	22	0	0	0	105.1	114	63	53	12	4	34	0	88	7	1	.273
	Tulsa (TL)	1-0	2.10	7	7	0	0	0	30.0	18	8	7	3	1	7	0	37	2	0	.165
2020	Oklahoma City (PCL)	3-6	6.50	16	13	0	0	0	63.2	73	47	46	13	1	24	0	68	3	0	.293
	LOS ANGELES (NL)	1-0	0.00	2	0	0	0	0	3.0	1	0	0	0	0	1	0	2	0	0	.100
2021	LOS ANGELES (NL)	1-3	3.66	21	4	0	0	0	46.2	38	28	19	6	0	17	1	49	3	0	.215
	Rancho Cucamonga (LAW)	2-0	1.54	2	2	0	0	0	11.2	7	2	2	1	0	1	0	14	2	0	.175
2022	Oklahoma City (AAAW)	1-0	1.69	10	7	0	0	0	32.0	28	9	6	1	0	12	0	39	2	0	.228
	LOS ANGELES (NL)	1-2	3.70	15	10	0	0	0	56.0	51	25	23	6	2	19	0	47	4	0	.237
2023	TORONTO (AL)	0-5	7.74	10	8	0	0	0	43.0	59	37	37	3	1	16	0	31	1	0	.321
	2 TEAMS	1-7	5.45	25	18	0	0	0	99.0	110	62	60	9	3	35	0	78	5	0	.276
2024	Oklahoma City (PCL)	2-0	0.00	2	2	0	0	0	11.2	3	0	0	0	1	2	0	10	0	0	.081
	Buffalo (IL)	0-0	14.40	1	1	0	0	0	5.0	9	8	8	2	0	1	0	5	1	0	.409
2023	TORONTO (AL)	0-1	7.11	10	0	0	0	0	12.2	15	11	10	2	0	7	0	13	1	0	.294
	Dunedin (FL)	0-0	0.00	1	1	0	0	0	3.1	3	1	0	0	0	0	0	2	0	0	.214
2024	Buffalo (IL)	1-2	5.50	17	12	0	0	0	55.2	57	36	34	9	5	30	0	67	2	0	.266
	<b>Minor Totals</b>	20-17	3.91	108	92	0	0	0	414.0	364	207	180	43	17	148	0	448	26	2	.233
<b>MAJOR TOTALS</b>		3-11	4.96	58	22	0	0	0	161.1	164	101	89	17	3	60	1	142	9	0	.257

## TRANSACTIONS

- Selected by the Los Angeles Dodgers in the 2nd round of the 2016 First-Year Player Draft
- Traded to the Toronto Blue Jays along with INF Alex De Jesus in exchange for RHP Nick Frasso and LHP Moises Brito on August 2, 2022
- On injured list (right elbow inflammation) from March 27-June 8, 2023

## GAME HIGHS

<b>ML Debut</b>	Aug. 28, 2020 at TEX	<b>ER Allowed</b>	7 – Aug. 26, 2022 vs. LAA
<b>Innings Pitched:</b>		<b>HR Allowed</b>	2 – July 12, 2022 at STL
<b>Starter</b>	6.0 – July 26, 2022 vs. WAS	<b>Low Hit CG</b>	None
<b>Reliever</b>	7.1 – Aug. 18, 2021 vs. PIT	<b>Last Win</b>	May 17, 2022 vs. ARI
<b>Walks:</b>		<b>Last Save</b>	None
<b>Starter</b>	4 – July 6, 2022 vs. COL	<b>Last CG</b>	None
<b>Reliever</b>	3 – July 16, 2023 vs. ARI	<b>Last Sho</b>	None
<b>Strikeouts:</b>		<b>Last Start</b>	Sept. 28, 2022 vs. NYY
<b>Starter</b>	7 – June 1, 2022 vs. PIT	<b>Last Relief App.</b>	July 25, 2023 at LAD
<b>Reliever</b>	6 – Aug. 18, 2021 vs. PIT	<b>Longest Win Streak</b>	1G – 3x, last: May 17, 2022 vs. ARI
<b>Hits Allowed</b>	10 – July 12, 2022 at STL	<b>Longest Losing Streak</b>	8G – June 1, 2022-current
		<b>Scoreless Innings Streak</b>	8.0 – Aug. 28, 2020-May 4, 2021



## MILESTONES

Category	Date	Opponent	Notes
<b>Start</b>	1 July 31, 2021	at Arizona	ND - 3.2 IP, 2H, 2ER, 1HR, 1BB, 5K
<b>Win</b>	1 Sept. 18, 2020	at Colorado	as a reliever - 2.0 IP, 0H, 0ER, 0BB, 1K

## PROFESSIONAL CAREER:

### MINORS:

- In his 1st professional season in 2016, posted a 1-0 record with a 0.00 ERA (22.0 IP) in 11 games (six starts) with Advanced-A Rancho Cucamonga, Class-A Great Lakes, and Rookie-level AZL Dodgers...Struck out 30 batters against six walks across the three different levels.
- In 2017, went 3-2 with a 2.93 ERA (24 ER/73.2 IP) in 19 starts with Double-A Tulsa, Single-A Rancho Cucamonga, and Rookie-level AZL Dodgers...Named California League Pitcher of the Week with Rancho Cucamonga on April 16 after tossing 9.0 scoreless innings across two starts while allowing only one hit and striking out 11...Combined with **Alex Hermeling** to throw the 1st no-hitter in Rancho Cucamonga Quakes' 25-year franchise history on April 7, 2017.
- Spent the entire 2018 season with Double-A Tulsa and led the team with six wins, 22 starts, 105.1 innings pitched, and 88 strikeouts...Finished the season tied for 5th in games started and tied for 10th in wins in the Texas League.
- Started the 2019 campaign with Double-A Tulsa, posting a 1-0 record with a 2.10 ERA (7 ER/30.0 IP) in seven starts with the Drillers...Struck out 37 batters against seven walks while posting a 0.83 WHIP and a .165 opponents' batting average... As a member of the Drillers, he tossed the first four innings of a 10-inning combined no-hitter at Arkansas on April 14... Entered the season rated as the Dodgers' No. 9 prospect and 5th-best pitcher by Baseball America.

### 2020:

- Made his **MLB debut** on Aug. 28 at TEX, allowing two baserunners (via walk and hit) and striking out one (**Shin-Soo Choo**) for his 1st career K to close out the Dodgers' 6-2 win.
- Awarded his 1st big-league win in his 2nd outing on Sept. 18, striking out one in 2.0 scoreless innings in the Dodgers' 15-6 win over the Rockies at Coors Field.

### 2021:

- Split his season between Triple-A Oklahoma City and the Majors, pitching in 10 games and 21 games respectively...With the Dodgers, went 1-3 with a 3.66 ERA (19 ER/46.2 IP) and 49 strikeouts...Registered a 9.45 SO/9.
- Started his 1st Major League game on July 28 at ARI, tossing 3.2 innings of two-run ball with five strikeouts.
- Struck out a then career-high six batters in a career-high 7.1 innings on Aug. 18 vs. PIT, not factoring in the decision... Matched his those strikeouts twice later in the season: Aug. 29 vs. COL and Sept. 8 at STL.
- Excelled at Dodger Stadium, keeping hitters to a .147 average in 21.0 innings across 10 games.
- Earned a 10.92 SO/9 mark in the minors...Kept Minor League hitters to a .215/.273/.313 slashline over 14 games.
- With Oklahoma City, went 1-0 over 10 games (seven starts) with a 1.69 ERA (6 ER/32.0 IP)...Struck out 39 batters and walked just 12.

### 2022:

- Acquired by the Blue Jays at the trade deadline (Aug. 2) from the Dodgers along with **Alex De Jesus** in exchange for **Moises Brito** and **Nick Frasso**.
- Went 0-6 with a 5.31 ERA (47 ER/79.2 IP) across 18 starts...Made seven relief appearances, keeping a 1-1 record and a 6.05 ERA (13 ER/19.1 IP).
- Recorded his first win of the season on May 17 vs. ARI, his first victory since Aug. 18, 2021 vs. PIT...Tossed 1.1 innings of one-run ball with three strikeouts and a walk.
- Shouldered the loss on June 1 vs. PIT, giving up three runs on four hits and a pair of walks over 5.0 frames while **striking** out a career-high seven batters (6K, 3x).
- Took a no-decision on July 6 vs. COL after allowing 1R/0ER over 5.2 innings (H, 4BB, 6K)...Threw a career-high 102 pitches (63 strikes), surpassing the century mark for the 1st time in his Major League career.
- Tossed 6.0 innings of two-run ball on July 26 vs. WAS...Marked his 1st career quality start.
- Made his Blue Jays debut on Aug. 6 at MIN...Took the loss that day, giving up three runs on six hits and a walk over 4.2 frames with a pair of punchouts.
- Gave up one run over 4.2 innings on Aug. 13 vs. CLE, scattering three singles with a trio of walks and a trio of strikeouts... Was his 1st career appearance at Rogers Centre...Struck out **Luke Maile** looking in the 2nd inning for his 50th **punchout** of the season, setting a new career high (49K in 2021).
- Tossed 6.0 innings of relief on Sept. 13 vs. TB (1), allowing three runs on seven hits, striking out two batters without a walk...The 6.0 innings of work tied his season high, and marked the 2nd-longest relief outing of his career (7.1 IP on Aug. 18, 2021 vs. PIT).

### Statcast Data

	2023	Career
<b>Strikeout %:</b>	21.7	20.1
<b>Walk %:</b>	11.7	8.5
<b>Hard Hit %:</b>	42.5	35.2
<b>Fastest Pitch:</b>	<a href="#">97.5 MPH</a>	June 1, 2021 vs. STL





# ZULUETA YOSVER

60  
PITCHER

BIRTHDATE ..... January 23, 1998  
 OPENING DAY AGE ..... 26  
 BIRTHPLACE ..... Remedios, Cuba  
 RESIDENCE ..... Tampa, FL  
 INSTAGRAM ..... @yosverzulueta23

BATS/THROWS ..... R/R  
 HEIGHT/WEIGHT ..... 6-1/190  
 CONTRACT STATUS ..... signed thru 2024  
 M.L. SERVICE ..... 0.000  
 OPTIONS USED ..... 1 of 3

## PERSONAL:

- Yosver Jose Zulueta...Pronounced "YOZH-ver zoo-loo-etta".
- Played for the Cuban national junior team and came to Canada as part of a tour of games vs. the Can-Am League in 2016.
- Signed by the Blue Jays as an international free agent on June 11, 2019.
- Listed as Toronto's 3rd-best prospect after the 2022 season by Baseball America and 5th by MLB.com...Ranked as the 17th-highest prospect entering the 2024 season, according to MLB.com.

## LAST SEASON:

- Spent the entire season with Triple-A Buffalo, making a career-high 45 appearances (seven starts)...Had pitched in just 22 games since signing with the Blue Jays in 2019.
- Kept a 4.08 ERA, a .230 opponents' average, and a 1.53 WHIP.
- Surrendered just one home run over 287 batters faced.
- Pitched in the 2023 Futures Game during the All-Star break in Seattle (0.2 IP, H, ER, 2K).
- Appeared in eight games for Leones del Escogido of the Dominican Winter League, allowing six runs across 9.1 innings with five walks and 14 strikeouts.

*Bold - career high; Red - league high*

Year	Club & League	W-L	ERA	G	GS	CG	SHO	SV	IP	H	R	ER	HR	HB	BB	IBB	SO	WP	BK	AVG
2019									Did not play due to injury											
2021	Dunedin (LASE)	0-0	---	1	1	0	0	0	0.0	0	0	0	0	0	0	0	0	0	0	.000
2022	Dunedin (FL)	0-0	3.00	3	3	0	0	0	12.0	9	5	4	0	4	3	0	23	1	4	.205
	Vancouver (NORW)	1-3	3.80	6	6	0	0	0	23.2	18	15	10	1	3	11	0	31	3	0	.209
	New Hampshire (EL)	1-1	4.11	9	2	0	0	0	15.1	10	8	7	1	3	14	0	25	4	1	.179
	Buffalo (IL)	0-1	3.86	3	1	0	0	0	4.2	3	3	2	0	1	4	0	5	0	1	.200
2023	Buffalo (IL)	4-4	4.08	45	7	0	0	0	64.0	53	32	29	1	10	45	0	73	5	2	.230
	<b>Minor Totals</b>	6-9	3.91	67	20	0	0	0	119.2	93	63	52	3	21	77	0	157	13	8	.215

## TRANSACTIONS

- Signed by the Toronto Blue Jays on June 11, 2019

## PROFESSIONAL CAREER:

### MINORS:

- Signed with Toronto in June of 2019 but was unable to play due to an elbow injury...Underwent Tommy John surgery on his right elbow in September.
- Spent the 2020 season recovering from Tommy John surgery which he had the previous September.
- Rehabbed at the team's facility in Dunedin, FL.
- Appeared in two Major League Spring Training games in 2021, giving up two runs on one hit over 2.0 innings with a pair of walks and a pair of strikeouts.
- Threw just three pitches for Single-A Dunedin before suffering a season-ending knee injury while covering first base.
- Pitched at four different Minor League levels in 2022, appearing in games for Single-A Dunedin, High-A Vancouver, Double-A New Hampshire, and Triple-A Buffalo...Combined to go 2-5 with a 3.72 ERA (23 ER/55.2 IP) over 21 games (12 starts) while striking out 84 batters and holding hitters to a .199 average.
- Pitched in the 2022 Futures Game...Was called upon with two on and two out in the 2nd and induced an inning-ending groundout on a single pitch (96.9 MPH fastball).
- Added to the 40-man roster after the 2022 season to protect him from the Rule 5 Draft.



# 2024 TORONTO BLUE JAYS 40-MAN ROSTER

\*As of March 1, 2024

MANAGER: John Schneider (14)

COACHES: Mark Budzinski (53), Carlos, Febles (51), Matt Hague (66), DeMarlo Hale (10), David Howell (85), Gil Kim (22), Don Mattingly (23), Guillermo Martinez (18), Humber Mense (59), Pete Walker (41), Jeff Ware (21)

#	PITCHERS (22)	B-T	HT	WT	Birthdate	Birthplace	2023 Clubs	W-L	ERA	G	GS	CG	SV	IP	H	R	ER	BB	SO	MLS	
40	BASSITT, Chris	R/R	6-5	220	22/02/1989	Toledo, OH	TORONTO	16-8	3.60	33	33	1	0	200.0	88	80	59	59	186	7,130	
17	BERRIOS, Jose	R/R	6-0	210	27/05/1994	Bayamon, Puerto Rico	TORONTO	11-12	3.65	32	32	0	0	189.2	173	82	77	52	184	7,044	
92	CABRERA, Génesis	L/L	6-2	200	10/10/1996	Santo Domingo, Dominican Republic	ST. LOUIS (NL)	1-1	5.06	32	0	0	0	32.0	32	18	18	18	38	4,011	
65	DANNER, Hagen	R/R	6-1	215	30/09/1998	Newport Beach, CA	TORONTO	1-0	2.66	29	0	0	0	23.2	17	10	7	6	20	0.052	
							TORONTO	0-0	0.00	1	0	0	0	0.1	0	0	0	0	0		
							BUFFALO (AAA)	0-1	3.81	23	1	0	0	28.1	20	13	12	7	36		
							NEW HAMPSHIRE (AA)	1-1	3.00	8	0	0	0	9.0	9	5	3	2	16		
							DUNEDIN (A)	0-0	4.50	2	0	0	0	2.0	1	1	1	2	5		
44	FRANCIS, Bowden	R/R	6-5	245	22/04/1996	Tallahassee, FL	TORONTO	1-0	1.73	20	0	0	0	36.1	22	7	8	35	0.098		
							BUFFALO (AAA)	0-2	2.67	9	7	0	0	27.0	28	11	7	7	42		
							DUNEDIN (A)	0-0	0.00	1	1	0	0	3.0	0	0	0	0	3		
93	GARCIA, Yimi	R/R	6-1	225	18/08/1990	Moca, Dominican Republic	TORONTO	3-4	4.09	73	0	0	3	66.0	67	35	30	15	79	8,149	
34	GAUSMAN, Kevin	L/R	6-2	205	06/01/1991	Centennial, CO	TORONTO	12-9	3.16	31	31	0	0	185.0	163	72	65	55	237	9,151	
57	GREEN, Chad	L/R	6-3	220	24/05/1991	Greenville, SC	TORONTO	3-0	5.25	12	0	0	0	12.0	12	10	7	4	16	7,060	
							BUFFALO (AAA)	0-0	0.00	9	0	0	0	0	8	3	2	1	11		
							DUNEDIN (A)	1-0	2.00	3	1	0	0	3.1	2	0	0	0	4		
16	KIKUCHI, Yusei	L/L	6-1	215	17/06/1991	Morioka, Japan	TORONTO	11-6	3.86	32	32	0	0	167.2	165	78	72	48	181	5,000	
64	LITTLE, Brandon	L/L	6-2	215	11/08/1996	Byrrn Mawr, PA	IOWA (AAA)	3-3	4.05	50	2	0	1	73.1	67	38	33	38	73	0.003	
54	MACKO, Adam	L/L	6-0	215	30/12/2000	Bratislava, Slovakia	VANCOUVER (A+)	5-5	4.81	20	20	0	0	86.0	76	51	46	40	106		
6	MANOAH, Alek	R/R	6-6	290	09/01/1998	Homestead, FL	TORONTO	3-9	5.87	19	19	0	0	87.1	93	61	57	59	79	2,063	
							NEW HAMPSHIRE (AA)	0-0	1.80	1	1	0	0	5.0	3	1	1	3	10		
							FCL Blue Jays (Rk)	0-1	37.13	1	1	0	0	2.2	10	11	11	2	3		
58	MAYZA, Tim	L/L	6-3	215	15/01/1992	Allentown, PA	TORONTO	3-1	1.52	69	0	0	0	53.1	50	10	9	15	53	4,156	
46	PARSONS, Wes	R/R	6-5	227	06/09/1996	Clarksville, TN	TORONTO	0-1	20.25	1	1	0	0	4.0	10	9	9	3	3	0.089	
24	PEARSON, Nate	R/R	6-6	255	20/08/1996	Odessa, FL	BUFFALO (AAA)	9-4	4.52	17	17	0	0	81.2	68	44	41	45	98	3,005	
							DUNEDIN (A)	0-0	5.40	1	1	0	0	3.1	6	2	2	1	2		
56	POP, Zach	R/R	6-4	233	20/09/1996	Brampton, ON, Canada	TORONTO	5-2	4.85	35	0	0	2	36.2	25	23	18	43	34	2,024	
							BUFFALO (AAA)	0-1	1.74	20	0	0	0	20.2	14	4	4	15	94		
							TORONTO	1-1	6.59	15	0	0	0	13.2	11	11	10	13	32		
							BUFFALO (AAA)	1-2	5.51	31	0	0	0	32.2	36	21	20	13	32		
							DUNEDIN (A)	0-0	0.00	3	0	0	0	3.0	1	0	0	1	2		
33	RICHARDS, Trevor	R/R	6-2	205	15/05/1993	Avison, IL	TORONTO	2-1	4.95	56	3	0	0	72.2	63	41	40	35	105	5,084	
29	RODRIGUEZ, Yarel	R/R	6-1	225	10/03/1997	Cannaguey, Cuba	BUFFALO (AAA)	0-0	0.00	1	0	0	0	1.0	0	0	0	1	1		
68	ROMANO, Jordan	R/R	6-5	210	21/04/1993	Markham, ON, Canada	TORONTO	5-7	2.90	59	0	0	0	36	59	48	20	19	24	72	4,051
							BUFFALO (AAA)	0-0	0.00	1	0	0	0	1.0	2	0	0	0	0		
50	SWANSON, Erik	R/R	6-3	225	04/09/1993	Fargo, ND	TORONTO	4-2	2.97	69	0	0	0	66.2	52	22	22	21	75	4,096	
							BUFFALO (AAA)	1-0	0.00	1	0	0	0	1.0	0	0	0	0	1		





45	WHITE, Mitch	R/R	6-3	210	28/12/1994	San Jose, CA	TORONTO BUFFALO (AAA) DUNEDIN (A) BUFFALO (AAA)	0-1 1-2 0-0 4-4	7-11 5-50 0-00 4-08	10 17 1 45	0 0 0 0	0 0 0 0	12.2 57 3.1 64.0	15 36 1 53	11 36 0 32	7 30 0 29	13 67 0 45	2.043
60	ZULUETA, Yosver	R/R	6-1	190	23/01/1998	Remedios, Cuba	TORONTO BUFFALO (AAA) DUNEDIN (A) BUFFALO (AAA)	0-1 1-2 0-0 4-4	7-11 5-50 0-00 4-08	10 17 1 45	0 0 0 0	0 0 0 0	12.2 57 3.1 64.0	15 36 1 53	11 36 0 32	7 30 0 29	13 67 0 45	2.043

#	CATCHERS (2)	B-T	HT	WT	Birthdate	Birthplace	2023 Clubs	AVG	G	AB	R	H	2B	3B	HR	RBI	BB	SO	SB	MLS
9	JANSEN, Danny	R/R	6-2	225	15/04/95	Elmhurst, IL	TORONTO BUFFALO (AAA) TORONTO	.228 .500 .250	86 2 123	268 8 372	38 2 34	61 4 93	15 2 16	0 0 0	17 0 8	53 1 43	23 0 42	62 0 45	0 0 0	5.050 3.047
30	KIRK, Alejandro	R/R	5-8	240	06/11/98	Tijuana, Mexico	TORONTO	.250	123	372	34	93	16	0	8	43	42	45	0	3.047

#	INFELDERS (12)	B-T	HT	WT	Birthdate	Birthplace	2023 Clubs	AVG	G	AB	R	H	2B	3B	HR	RBI	BB	SO	SB	MLS
47	BARGER, Addison	L/R	6-0	215	12/11/1999	Bellevue, WA	BUFFALO (AAA) DUNEDIN (A)	.250 .273	88 3	340 11	53 3	85 3	25 0	0 0	9 0	46 0	52 3	86 0	5 0	3.149
11	BICHETTE, Bo	R/R	6-0	190	05/03/1998	Orlando, FL	TORONTO BUFFALO (AAA)	.306 .800	135 2	571 5	69 2	175 4	30 0	3 0	20 1	73 0	27 0	115 0	5 0	4.063
8	BIGGIO, Cavan	L/R	6-2	200	11/04/1995	Houston, TX	TORONTO	.235	111	289	54	68	12	0	9	40	40	88	5	4.129
28	CLEMENT, Ernie	R/R	6-0	185	22/03/1996	Rochester, NY	TORONTO BUFFALO (AAA)	.380 .348	30 93	50 230	7 30	19 57	7 100	1 21	1 1	10 11	10 18	4 12	1 2	1.168
5	ESPINAL, Santiago	R/R	5-10	185	13/11/1994	Santiago, Dominican Republic	TORONTO	.248	93	230	30	57	14	0	2	25	18	36	2	3.149
27	GUERRERO JR., Vladimir	R/R	6-2	240	16/03/1999	Montreal, QC, Canada	TORONTO	.264	196	602	78	159	30	0	26	94	67	100	5	4.157
48	HORWITZ, Spencer	L/R	6-0	200	14/11/1997	Timonium, MD	TORONTO	.337	107	392	61	132	30	0	10	72	78	72	0	0.037
49	JIMENEZ, Leo	R/R	5-11	210	17/05/2001	Chitre, Panama	BUFFALO (AAA) BUFFALO (AAA) NEW YORK (AL) NEW HAMPSHIRE (AA)	.190 .287 .242 .263	18 76 115 55	63 289 326 209	83 54 39 33	12 15 79 12	3 0 2 1	0 0 6 1	3 44 37 46	9 15 0 26	53 8 70 66	0 0 14 0	6.000	
7	KINER-FALEFA, Isiah	R/R	5-10	195	23/03/1995	Honolulu, HI	TORONTO	.263	55	209	37	55	16	1	11	48	26	66	2	0.059
13	MARTINEZ, Orelvis	R/R	6-1	205	19/11/2001	Santo Domingo, Dominican Republic	BUFFALO (AAA) NEW HAMPSHIRE (AA)	.226 .276	70 35	239 116	33 23	54 32	9 12	1 1	17 8	46 20	41 21	43 43	0 0	0.059
36	SCHNEIDER, Davis	R/R	5-10	200	26/01/1999	Berlin, NJ	TORONTO BUFFALO (AAA)	.275	87	309	61	85	21	1	21	64	72	86	9	13.045
2	TURNER, Justin	R/R	5-11	208	23/11/1984	Long Beach, CA	BOSTON	.276	146	558	86	154	31	0	23	96	51	110	4	13.045

#	OUTFIELDERS (6)	B-T	HT	WT	Birthdate	Birthplace	2023 Clubs	AVG	G	AB	R	H	2B	3B	HR	RBI	BB	SO	SB	MLS
39	KIERMAIER, Kevin	L/R	6-1	210	22/04/1990	Fort Wayne, IN	TORONTO	.265	129	370	56	98	21	6	8	36	29	86	14	9.131
38	LUKES, Nathan	L/R	5-11	185	12/07/1994	Portland, OR	TORONTO	.192	29	26	4	5	1	0	2	4	9	0	0	0.112
4	SPRINGER, George	R/R	6-3	220	19/09/1989	New Britain, CT	BUFFALO (AAA)	.366	48	202	39	74	16	1	5	32	17	25	3	9.166
25	VARSHO, Daulton	L/R	5-10	207	02/07/1996	Marshfield, WI	TORONTO	.258	154	613	87	158	25	1	21	72	60	125	20	9.166
		L/R	5-10	207	02/07/1996	Marshfield, WI	TORONTO	.220	158	527	65	116	23	3	20	61	45	135	16	3.128



## NON-ROSTER PLAYERS

#	PITCHERS (12)	B-T	HT	WT	Birthdate	Birthplace	2023 Clubs	W-L	ERA	G	GS	CG	SV	IP	H	R	ER	BB	SO	MLS
63	BASH, Andrew	RR	6-0	200	01/08/1996	Rancho Mirage, CA	Buffalo (AAA)	4-1	2.22	13	9	0	0	48.2	30	14	12	23	38	
		RR	6-1	210	10/08/1999	Cincinnati, OH	New Hampshire (AA)	1-0	2.88	23	2	0	0	40.2	37	14	13	24	42	
62	BROCK, T.J.	RR	6-1	210	10/08/1999	Cincinnati, OH	New Hampshire (AA)	2-1	6.68	31	0	0	9	32.1	38	27	24	14	96	
		RR	6-2	205	19/10/1998	Chicago, IL	Vancouver (A+)	4-0	1.77	15	0	0	4	20.1	8	4	4	9	31	
89	BURNETTE, Jimmy	L/L	6-2	205	19/10/1998	Chicago, IL	Buffalo (AAA)	2-3	10.36	29	0	0	0	28.2	30	35	33	27	37	
		RR	6-1	205	02/11/1999	Sulphur, LA	New Hampshire (AA)	0-0	2.63	13	0	0	5	13.2	10	5	4	9	26	
77	COOKE, Connor	RR	6-1	205	02/11/1999	Sulphur, LA	Buffalo (AAA)	2-0	4.35	9	0	0	0	10.1	6	5	5	9	15	
		RR	6-0	213	26/06/2000	Orange, TX	New Hampshire (AA)	1-2	4.38	20	0	0	3	24.2	29	12	12	7	46	
73	DALLAS, Chad	RR	6-0	213	26/06/2000	Orange, TX	Vancouver (A+)	0-0	2.89	9	0	0	1	9.1	7	3	3	3	19	
		L/L	6-2	205	19/01/1998	Portland, OR	New Hampshire (AA)	7-3	4.1	18	18	0	0	96.2	85	48	44	37	107	
79	ESERT, Brandon	L/L	6-2	205	19/01/1998	Portland, OR	Vancouver (A+)	2-0	2.03	5	5	0	0	26.2	13	7	6	12	37	
52	ESPINO, Paolo	RR	5-10	220	10/01/1987	Panama City, Panama	Buffalo (AAA)	4-3	4.17	59	1	0	2	69.0	66	35	32	25	76	
		R/L	6-2	215	13/08/2001	Lewis, DE	Washington (NL)	0-0	24.75	3	0	0	0	4.0	14	11	11	3	3	
84	FLUHARTY, Mason	R/L	6-2	215	13/08/2001	Lewis, DE	Rochester (AAA)	4-3	4.33	13	13	1	0	60.1	98	34	29	22	52	
		RR	6-0	190	08/11/2000	Vallejo, CA	New Hampshire (AA)	2-5	4.25	36	0	0	4	42.1	49	23	20	18	54	
67	HARRISON, Devereaux	RR	6-0	190	08/11/2000	Vallejo, CA	Vancouver (A+)	1-0	0.59	12	0	0	1	15.1	7	2	1	5	21	
75	JENNINGS, Ryan	RR	6-1	220	23/06/1999	San Antonio, TX	Vancouver (A+)	5-5	2.95	26	16	0	1	94.2	76	37	31	38	88	
		RR	6-1	195	09/08/2000	O'Fallon, IL	Dunedin (A)	0-1	2.7	3	3	0	0	10.0	9	3	3	3	11	
76	JUENGER, Hayden	RR	6-1	195	09/08/2000	O'Fallon, IL	Buffalo (AAA)	2-3	4.36	9	7	1	0	33.0	27	17	16	14	44	
		L/L	6-4	220	18/08/2002	Long Beach, CA	Buffalo (AAA)	0-0	0.00	1	1	0	2	75.1	86	54	53	39	92	
70	TIEDEMANN, Ricky	L/L	6-4	220	18/08/2002	Long Beach, CA	New Hampshire (AA)	0-5	5.06	11	11	0	0	32.0	28	22	18	20	58	
							Dunedin (A)	0-0	0.00	2	2	0	0	6.0	1	0	0	1	15	





#	CATCHERS (6)	B-T	HT	WT	Birthdate	Birthplace	2023 Clubs	AVG	G	AB	R	H	2B	3B	HR	RBI	BB	SO	SB	MLS
74	BRITTON, Zach	L/R	6-1	200	09/09/1998	Batesville, IN	New Hampshire (AA)	.218	17	55	10	12	2	0	0	4	20	16	3	
71	CLARKE, Phil	L/R	5-11	195	24/03/1998	Atlanta, GA	Buffalo (AAA)	1.000	1	1	0	1	0	0	0	0	0	0	0	
83	HENRY, Payton	R/R	6-2	229	24/06/1997	American Fork, UT	New Hampshire (AA)	.260	69	215	38	56	10	0	9	18	33	37	6	
82	MCDONWELL, Max	R/R	6-2	207	12/01/1994	Pittsburgh, PA	Nashville (AAA)	.294	65	238	32	70	11	0	6	35	12	59	0	
		R/R					Buffalo (AAA)	.333	3	12	3	4	1	0	0	4	1	4	0	
		R/R					Leigh Valley (AAA)	.300	3	10	1	3	1	0	0	4	1	3	0	
		R/R					Reading (AA)	.224	68	210	23	47	2	0	6	26	35	64	0	
15	SERVEN, Brian	R/R	6-0	207	05/05/1995	Palm Desert, CA	Colorado (NL)	.130	11	23	0	3	1	0	0	1	0	10	0	1,012
		R/R					Albuquerque	.199	38	151	14	30	5	0	5	20	8	51	0	
72	SOSA, Andres	R/R	5-11	210	07/11/1997	Hermosillo, Mexico	New Hampshire (AA)	.228	36	127	15	29	11	0	1	11	13	37	2	
		R/R					Vancouver (A+)	.257	20	74	13	19	2	0	1	8	11	12	1	
		R/R					Dunedin (A)	.200	3	10	0	2	1	0	0	1	2	2	0	

#	INFELDERS (6)	B-T	HT	WT	Birthdate	Birthplace	2023 Clubs	AVG	G	AB	R	H	2B	3B	HR	RBI	BB	SO	SB	MLS
3	ESCOBAR, Eduardo	S/R	5-10	193	05/01/1989	La Pica, Maracay, Venezuela	New York (NL)	.236	40	110	15	26	3	2	4	16	8	24	2	11,128
		R/R					Los Angeles (AL)	.219	60	178	17	39	3	3	2	15	10	54	0	
69	DE LOS SANTOS, Luis	R/R	6-2	212	09/06/1998	Bajos de Haina, Dominican Republic	Buffalo (AAA)	.220	65	214	33	47	12	1	7	40	32	54	1	
		R/R					New Hampshire (AA)	.236	21	78	9	20	7	0	1	11	7	26	3	
80	LANTIGUA, Rafael	R/R	5-8	170	28/04/1998	Puerto Plata, Dominican Republic	Buffalo (AAA)	.305	129	465	101	142	40	0	12	85	98	107	28	
86	PALMEGHIANI, Damiano	R/R	6-1	220	24/01/2000	Caracas, Venezuela	Buffalo (AAA)	.284	20	74	13	21	8	0	4	22	15	28	1	
		R/R					New Hampshire (AA)	.249	108	383	57	98	25	1	19	71	58	125	6	
20	VOGELBACH, Daniel	L/R	6-0	270	17/12/1992	Orlando, FL	New York (NL)	.233	104	275	33	64	8	0	13	48	42	81	0	5,138
37	VOTTO, Joey	L/R	6-2	220	10/09/1983	Toronto, ON	Cincinnati (NL)	.202	65	208	26	42	6	0	14	38	27	62	0	16,027
		R/R					Louisville (AAA)	.185	24	81	10	15	4	0	3	13	19	34	0	

#	OUTFIELDERS (4)	B-T	HT	WT	Birthdate	Birthplace	2023 Clubs	AVG	G	AB	R	H	2B	3B	HR	RBI	BB	SO	SB	MLS
81	BERROA, Steward	S/R	5-10	195	05/06/1999	Santo Domingo, Dominican Republic	Buffalo (AAA)	.156	22	45	8	7	3	0	0	8	7	13	4	
		R/R					New Hampshire (AA)	.272	103	324	64	88	21	2	7	35	57	106	43	
31	EDEN, Cam	R/R	6-2	210	31/03/1998	Yuba City, CA	Toronto	.167	5	6	1	1	0	0	0	0	0	2	0	0,012
		L/L					Buffalo (AAA)	.257	131	393	74	101	19	1	3	48	45	114	53	
88	ROBERTSON, Will	L/L	6-3	210	26/12/1997	Loose Creek, MO	New Hampshire (AA)	.245	103	363	60	89	25	3	19	57	40	109	9	
87	RODEN, Alan	L/R	6-0	220	22/12/1999	Middleton, WI	New Hampshire (AA)	.310	46	174	35	54	6	1	6	27	26	32	9	
		R/R					Vancouver (A+)	.321	69	268	57	86	23	1	4	41	42	32	15	

# 2024 TORONTO BLUE JAYS SPRING ROSTER

BY POSITION, NUMERICAL & ALPHABETICAL

## BY POSITION

### PITCHERS – 34 (22 + 12 NR)

63 BASH, Andrew: RHP (NR)  
 40 BASSITT, Chris: RHP  
 17 BERRIOS, José: RHP  
 62 BROCK, T.J.: RHP (NR)  
 89 BURNETTE, Jimmy: LHP (NR)  
 92 CABRERA, Génesis: LHP  
 77 COOKE, Connor: RHP (NR)  
 73 DALLAS, Chad: RHP (NR)  
 65 DANNER, Hagen: RHP  
 79 EISERT, Brandon: LHP (NR)  
 52 ESPINÓ, Paolo: RHP (NR)  
 84 FLUHARTY, Mason: LHP (NR)  
 44 FRANCIS, Bowden: RHP  
 93 GARCIA, Yimi: RHP  
 34 GAUSMAN, Kevin: RHP  
 57 GREEN, Chad: RHP  
 67 HARRISON, Devereaux: RHP (NR)  
 75 JENNINGS, Ryan: RHP (NR)  
 76 JUENGER, Hayden: RHP (NR)  
 16 KIKUCHI, Yusei: LHP  
 54 LITTLE, Brendon: LHP  
 64 MACKO, Adam: LHP  
 6 MANOAH, Alek: RHP  
 58 MAYZA, Tim: LHP  
 46 PARSONS, Wes: RHP  
 24 PEARSON, Nate: RHP  
 56 POP, Zach: RHP  
 33 RICHARDS, Trevor: RHP  
 29 RODRIGUEZ, Yariel: RHP  
 68 ROMANO, Jordan: RHP  
 50 SWANSON, Erik: RHP  
 70 TIEDEMANN, Ricky: LHP (NR)  
 45 WHITE, Mitch: RHP  
 60 ZULUETA, Yosver: RHP

### CATCHERS – 8 (2 + 6 NR)

74 BRITTON, Zach (NR)  
 71 CLARKE, Phil (NR)  
 83 HENRY, Payton (NR)  
 9 JANSEN, Danny  
 30 KIRK, Alejandro  
 82 McDOWELL, Max (NR)  
 15 SERVEN, Brian (NR)  
 72 SOSA, Andres (NR)

### INFIELDERS – 18 (12 + 6 NR)

47 BARGER, Addison  
 11 BICHETTE, Bo  
 8 BIGGIO, Cavan  
 28 CLEMENT, Ernie  
 69 DE LOS SANTOS, Luis (NR)  
 3 ESCOBAR, Eduardo (NR)  
 5 ESPINAL, Santiago  
 27 GUERRERO Jr., Vladimir  
 48 HORWITZ, Spencer  
 49 JIMENEZ, Leonardo  
 7 KINER-FALEFA, Isiah  
 80 LANTIGUA, Rafael (NR)  
 13 MARTINEZ, Orelvis  
 86 PALMEGANI, Damiano (NR)  
 36 SCHNEIDER, Davis  
 2 TURNER, Justin  
 20 VOGELBACH, Daniel (NR)  
 37 VOTTO, Joey (NR)

### OUTFIELDERS – 8 (4 + 4 NR)

81 BERRÓA, Steward (NR)  
 31 EDEN, Cam (NR)  
 39 KIERNMAIER, Kevin  
 38 LUKES, Nathan  
 88 ROBERTSON, Will (NR)  
 87 RODEN, Alan (NR)  
 4 SPRINGER, George  
 25 VARSHO, Daulton

(NR) Non-Roster Inveitee

## NUMERICAL

2 TURNER, Justin: INF  
 3 ESCOBAR, Eduardo: INF (NR)  
 4 SPRINGER, George: OF  
 5 ESPINAL, Santiago: INF  
 6 MANOAH, Alek: RHP  
 7 KINER-FALEFA, Isiah: UTIL  
 8 BIGGIO, Cavan: INF  
 9 JANSEN, Danny: C  
 11 BICHETTE, Bo: INF  
 13 MARTINEZ, Orelvis: INF  
 15 SERVEN, Brian: C (NR)  
 16 KIKUCHI, Yusei: LHP  
 17 BERRIOS, José: RHP  
 20 VOGELBACH, Daniel: DH (NR)  
 24 PEARSON, Nate: RHP  
 25 VARSHO, Daulton: OF  
 27 GUERRERO Jr., Vladimir: INF  
 28 CLEMENT, Ernie: UTIL  
 29 RODRIGUEZ, Yariel: RHP  
 30 KIRK, Alejandro: C  
 31 EDEN, Cam: OF (NR)  
 33 RICHARDS, Trevor: RHP  
 34 GAUSMAN, Kevin: RHP  
 36 SCHNEIDER, Davis: INF  
 38 LUKES, Nathan: OF  
 39 KIERNMAIER, Kevin: OF  
 40 BASSITT, Chris: RHP  
 44 FRANCIS, Bowden: RHP  
 45 WHITE, Mitch: RHP  
 46 PARSONS, Wes: RHP  
 47 BARGER, Addison: INF  
 48 HORWITZ, Spencer: INF  
 49 JIMENEZ, Leonardo: INF  
 50 SWANSON, Erik: RHP  
 52 ESPINO, Paolo: RHP (NR)  
 54 LITTLE, Brendon: LHP  
 56 POP, Zach: RHP  
 57 GREEN, Chad: RHP  
 58 MAYZA, Tim: LHP  
 60 ZULUETA, Yosver: RHP  
 62 BROCK, T.J.: RHP (NR)  
 63 BASH, Andrew: RHP (NR)  
 64 MACKO, Adam: LHP  
 65 DANNER, Hagen: RHP  
 67 HARRISON, Devereaux: RHP (NR)  
 68 ROMANO, Jordan: RHP  
 69 DE LOS SANTOS, Luis: INF (NR)  
 70 TIEDEMANN, Ricky: LHP (NR)  
 71 CLARKE, Phil: C (NR)  
 72 SOSA, Andres: C (NR)  
 73 DALLAS, Chad: RHP (NR)  
 74 BRITTON, Zach: C (NR)  
 75 JENNINGS, Ryan: RHP (NR)  
 76 JUENGER, Hayden: RHP (NR)  
 77 COOKE, Connor: RHP (NR)  
 79 EISERT, Brandon: LHP (NR)  
 80 LANTIGUA, Rafael: UTIL (NR)  
 81 BERRÓA, Steward: OF (NR)  
 82 McDOWELL, Max: C (NR)  
 83 HENRY, Payton: C (NR)  
 84 FLUHARTY, Mason: LHP (NR)  
 86 PALMEGANI, Damiano: INF (NR)  
 87 RODEN, Alan: OF (NR)  
 88 ROBERTSON, Will: OF (NR)  
 89 BURNETTE, Jimmy: LHP (NR)  
 92 CABRERA, Génesis: LHP  
 93 GARCIA, Yimi: RHP

### MANAGER

14 SCHNEIDER, John

### COACHES

23 MATTINGLY, Don: Bench & OC  
 10 HALE, DeMarlo: Associate Manager  
 11 WALKER, Pete: Pitching  
 18 MARTINEZ, Guillermo: Hitting  
 53 BUDZINSKI, Mark: First Base  
 51 FEBLES, Carlos: Third Base  
 21 WARE, Jeff: Asst. Pitching - Bullpen  
 85 HOWELL, David: Asst. Pitching - Strategy  
 59 MENSE, Hunter: Assistant Hitting  
 66 HAGUE, Matt: Assistant Hitting  
 22 KIM, Gil: Field Coordinator

## ALPHABETICAL

47 BARGER, Addison: INF  
 63 BASH, Andrew: RHP (NR)  
 40 BASSITT, Chris: RHP  
 17 BERRIOS, José: RHP  
 81 BERRÓA, Steward: OF (NR)  
 11 BICHETTE, Bo: INF  
 8 BIGGIO, Cavan: INF  
 74 BRITTON, Zach: C (NR)  
 62 BROCK, T.J.: RHP (NR)  
 89 BURNETTE, Jimmy: LHP (NR)  
 92 CABRERA, Génesis: LHP  
 71 CLARKE, Phil: C (NR)  
 28 CLEMENT, Ernie: UTIL  
 77 COOKE, Connor: RHP (NR)  
 73 DALLAS, Chad: RHP (NR)  
 65 DANNER, Hagen: RHP  
 69 DE LOS SANTOS, Luis: INF (NR)  
 31 EDEN, Cam: OF (NR)  
 79 EISERT, Brandon: LHP (NR)  
 3 ESCOBAR, Eduardo: INF (NR)  
 5 ESPINAL, Santiago: INF  
 52 ESPINO, Paolo: RHP (NR)  
 84 FLUHARTY, Mason: LHP (NR)  
 44 FRANCIS, Bowden: RHP  
 93 GARCIA, Yimi: RHP  
 34 GAUSMAN, Kevin: RHP  
 57 GREEN, Chad: RHP  
 27 GUERRERO Jr., Vladimir: INF  
 67 HARRISON, Devereaux: RHP (NR)  
 83 HENRY, Payton: C (NR)  
 48 HORWITZ, Spencer: INF  
 9 JANSEN, Danny: C  
 75 JENNINGS, Ryan: RHP (NR)  
 49 JIMENEZ, Leonardo: INF  
 76 JUENGER, Hayden: RHP (NR)  
 39 KIERNMAIER, Kevin: OF  
 16 KIKUCHI, Yusei: LHP  
 7 KINER-FALEFA, Isiah: UTIL  
 30 KIRK, Alejandro: C  
 80 LANTIGUA, Rafael: UTIL (NR)  
 54 LITTLE, Brendon: LHP  
 38 LUKES, Nathan: OF  
 64 MACKO, Adam: LHP  
 6 MANOAH, Alek: RHP  
 13 MARTINEZ, Orelvis: INF  
 58 MAYZA, Tim: LHP  
 82 McDOWELL, Max: C (NR)  
 86 PALMEGANI, Damiano: INF (NR)  
 46 PARSONS, Wes: RHP  
 24 PEARSON, Nate: RHP  
 56 POP, Zach: RHP  
 33 RICHARDS, Trevor: RHP  
 88 ROBERTSON, Will: OF (NR)  
 87 RODEN, Alan: OF (NR)  
 29 RODRIGUEZ, Yariel: RHP  
 68 ROMANO, Jordan: RHP  
 36 SCHNEIDER, Davis: INF  
 15 SERVEN, Brian: C (NR)  
 72 SOSA, Andres: C (NR)  
 4 SPRINGER, George: OF  
 50 SWANSON, Erik: RHP  
 70 TIEDEMANN, Ricky: LHP (NR)  
 2 TURNER, Justin: INF  
 25 VARSHO, Daulton: OF  
 20 VOGELBACH, Daniel: DH (NR)  
 45 WHITE, Mitch: RHP  
 60 ZULUETA, Yosver: RHP

### BULLPEN CATCHERS

61 ANDREPOULOS, Alex  
 78 HURTADO, Luis

BIOGRAPHIES

LAST SEASON

HISTORY

RECORDS

OPPONENTS

PLAYER DEV.

MEDIA & MISC.



# HOW THE 2024 BLUE JAYS WERE BUILT 40-MAN ROSTER

## TRADES (11)

**José Berríos** – from the Minnesota Twins in exchange for INF Austin Martin and RHP Simeon Woods Richardson on July 30, 2021

**Génesis Cabrera** – from the St. Louis Cardinals in exchange for C Sammy Hernández on July 21, 2023

**Santiago Espinal** – from the Boston Red Sox in exchange for OF Steve Pearce and cash considerations on June 28, 2018

**Bowden Francis** – from the Milwaukee Brewers along with RHP Trevor Richards in exchange for 1B Rowdy Tellez on July 6, 2021

**Brendon Little** – from the Chicago Cubs in exchange for cash considerations on November 6, 2023

**Adam Macko** – from the Seattle Mariners along with RHP Erik Swanson in exchange for OF Teoscar Hernández on Nov. 16, 2022

**Zach Pop** – from the Miami Marlins along with RHP Anthony Bass and a player to be named later in exchange for INF Jordan Groshans on Aug. 2, 2022

**Trevor Richards** – from the Milwaukee Brewers along with RHP Bowden Francis in exchange for 1B Rowdy Tellez on July 6, 2021

**Erik Swanson** – from the Seattle Mariners along with LHP Adam Macko in exchange for Teoscar Hernández on Nov. 16, 2022

**Daulton Varsho** – from the Arizona Diamondbacks in exchange for C Gabriel Moreno and OF Lourdes Gurriel Jr. on Dec. 23, 2022

**Mitch White** – from the Los Angeles Dodgers along with INF Alex De Jesus in exchange for RHP Nick Frasso and LHP Moises Brito on Aug. 2, 2022

## FREE AGENTS (13)

**Chris Bassitt** – signed on Dec. 16, 2022

**Ernie Clement** – signed on Mar. 14, 2023

**Yimi García** – signed on Dec. 1, 2021

**Kevin Gausman** – signed on Dec. 1, 2021

**Chad Green** – signed on Jan. 31, 2023

**Kevin Kiermaier** – signed on Dec. 28, 2023

**Yusei Kikuchi** – signed on March 14, 2022

**Isiah Kiner-Falefa** – signed on Dec. 29, 2023

**Nathan Lukes** – signed on Nov. 29, 2021

**Wes Parsons** – signed on May 8, 2023

**Yariel Rodríguez** – signed on Feb. 9, 2024

**George Springer** – signed on Jan. 23, 2021

**Justin Turner** – signed on Jan. 30, 2024

## INTERNATIONAL FREE AGENTS (5)

**Vladimir Guerrero Jr.** – signed on July 2, 2015

**Leonardo Jimenez** – signed on July 2, 2017

**Alejandro Kirk** – signed on Sept. 24, 2016

**Orelvis Martínez** – signed on July 4, 2018

**Yosver Zulueta** – signed on June 11, 2019

## FIRST-YEAR PLAYER DRAFT (11)

**Addison Barger** – 6th round in 2018

**Bo Bichette** – 2nd round in 2016

**Cavan Biggio** – 5th round in 2016

**Hagan Danner** – 2nd round in 2017

**Spencer Horwitz** – 24th round in 2019

**Danny Jansen** – 16th round in 2013

**Alek Manoah** – 1st round in 2019

**Tim Mayza** – 12th round in 2013

**Nate Pearson** – 1st round in 2017

**Jordan Romano** – 10th round in 2014

**Davis Schneider** – 28th round in 2017

## RULE 5 DRAFT (0)

## WAIVERS (0)





# **2023 SEASON IN REVIEW**

---

**VLADIMIR GUERRERO JR.**



# 2023 SEASON IN REVIEW

BIOGRAPHIES

LAST SEASON

HISTORY

RECORDS

OPPONENTS

PLAYER DEV.

MEDIA & MISC.

## 2023 AT A GLANCE

Record	89-73, 3rd, 12.0 GB
Franchise Record	3687-3700-3
Under John Schneider	135-101
Home Attendance (Total/Average)	3,021,904/37,307
vs. LHS/RHS	20-15/69-58
Blue Jays/Opponents Scored First	56-22/33-51
Games Decided in Final AB/Walk-Off	17-19/6-7
One-Run Games	25-20
Home/Road	43-38/46-35
Series Record/Home/Road	30-20-2/14-11-1/16-9-1
Series Openers/Finales	30-22/29-23
After 7.0, Ahead/Tied/Trailing	71-7/11-12/7-54
After 8.0, Ahead/Tied/Trailing	76-4/8-13/5-56
Extra-Inning Games/Home/Road	10-9/4-7/6-2
vs. East/Central/West/NL	21-31/22-10/16-16/30-16
Pre/Post All-Star Break	50-41/39-32
Committed No Errors/1+ Errors	66-41/23-32
Hit 0 HR/1+ HR/2+ HR	21-29/68-44/35-14
More/Fewer Hits than Opponent	65-13/14-49
Shutout Games	15-11
Come-From-Behind Wins	37

## 2023 AT ROGERS CENTRE

Blue Jays Runs/Home Runs	342/85
Opponents Runs/Home Runs	330/99
W-L at Home (2023/2022)	43-38/47-34

## WILD LIFE:

- The Blue Jays wrapped up the 2023 regular season with an 89-73 record, 3rd place in the AL East...Claimed the 3rd AL Wild Card spot, entering the postseason as a Wild Card for the 2nd straight year and the 4th time overall.
- Toronto travelled to Minnesota for the best-of-three series...Outhit the Twins in both games but wound up with 3-1 and 2-0 losses...Dropped to 1-6 in Wild Card contests all-time.

## MANAGING EXPECTATIONS:

- John Schneider has gone 135-101 since taking over as Toronto's Manager last July...**The .572 win% is the highest all-time by a Blue Jays Manager through his first two seasons** (2nd: Cito Gaston - .566)...Became the only Manager in team history to reach the playoffs in each of his first two seasons at the helm.

## BINARY RESULTS:

- The Blue Jays kept opponents to one or no runs on an MLB-high 42 occasions during the regular season** (2nd: LAD - 36)...**The 42 contests set a club record, besting the 40 such efforts in 1991.**

## PITCHING IN:

- Toronto pitchers combined for a 3.78 ERA in 2023, 2nd best in the AL behind Seattle's 3.74 mark (4th in MLB)...The 3.78 ERA was 7th best in team history and the club's best since 2016 (3.78)...**Recorded a franchise-record 1,528 strikeouts** (1,468 in 2021) which was good for 2nd most in MLB this season (1st: MIN - 1,560)...Ranked 6th in the AL in opponents' batting average (.241) and 7th in WHIP (1.25).

## MLB, TEAM EARNED RUN AVERAGE - 2023

Rank Team	ERA	AVG
1 Milwaukee Brewers	3.71	.226
2 San Diego Padres	3.73	.236
3 Seattle Mariners	3.74	.237
<b>4 Toronto Blue Jays</b>	<b>3.78</b>	<b>.241</b>
5 Tampa Bay Rays	3.86	.231

## CLAIMING THE CLOSE CONTESTS:

- The Blue Jays went 25-20 in one-run games...The .556 win percentage ranked 2nd in the AL (1st: BAL - .652)...Went 54-44 in games decided by three or fewer runs...The .551 win% in such contests was 4th among AL clubs and 7th best in team history.

## GAUS FOR EXCITEMENT:

- Kevin Gausman set a career high with 237 strikeouts** (227 in 2021)...**Were the most K's in the AL**, behind only Spencer Strider (281) for the MLB lead, and were 4th most in a single season in team history.
- The righty also ranked 1st in the AL in K rate (31.1%) and SO/9 (11.53)** while finishing 4th in ERA (3.16), 6th in SO/BB (4.31), 10th in innings pitched (185.0), and 11th in WHIP (1.18)...**Topped all AL pitchers with a 5.3 fWAR**...Threw 100+ pitches on 18 occasions, tied with Blake Snell for the most in MLB.

## AL, STRIKEOUT LEADERS - 2023

Rank Player	Strikeouts	ERA
<b>1 Kevin Gausman</b>	<b>237</b>	<b>3.16</b>
2 Pablo López	234	3.66
3 Gerrit Cole	222	2.63
4 Luis Castillo	219	3.34
5 Dylan Cease	214	4.58

## A CAREER YEAR FOR CHRIS:

- Chris Bassitt tossed 7.2 scoreless innings in his final start of the year, scattering five hits and a walk with a career-high-tying 12 strikeouts (also: June 29, 2023 vs. SF)...Struck out Aaron Judge with his final pitch of the night, reaching 200.0 innings pitched in a season for the 1st time in his career...Became the first Blue Jay to reach the mark since Marcus Stroman threw 201.0 innings in 2017...**Was his 9th game of the season with at least 6.0 scoreless innings, matching Roger Clemens (1997) for the most in a single season in franchise history.**
- The 34-year old reached a career-high with 16 wins** (15 in 2022), **tying him with Zach Eflin for the AL lead**...Set more personal bests in games started (33), quality starts (21), and strikeouts (186)...Among AL pitchers, also ranked T-1st in starts, 2nd in quality starts, 2nd in innings pitched, 9th in ERA (3.60), 9th in AVG (.235), 10th in WHIP (1.18), and T-10th in strikeouts (186).

## STARTING SOMETHING:

- Toronto starters held a collective 3.85 ERA for the season, trailing only the Padres (3.69) and the Twins (3.82) for the best in MLB...**Recorded a club-record 922 strikeouts** (873 in 2021), 2nd most in the Majors to only Minnesota (970)...Recorded 70 quality starts, tied for 3rd most in the AL (T-5th in MLB)...Used an 8th different starter on the final day of the regular season season...The eight total starters tied Washington for the fewest in the Majors and was one off the fewest in team history (seven starters in 1994 and 2016)...Had four different starters make 31+ starts over the course of the campaign, while no other team had more than two.

## SEEING ALL-STARS:

- The Blue Jays had five players named to the 2023 American League All-Star team, the 5th time they have had at least five such nods in team history (7 in 1993, 6 in 2022, 5 in 2006 and 2016).
- Whit Merrifield went 1-for-2 in the Midsummer Classic...Bo Bichette was 0-for-1 with a sac-fly RBI...Vladimir Guerrero Jr. finished the day 0-for-2...Jordan Romano retired the only batter he faced...Kevin Gausman did not pitch in the contest.





## VLAD DOES THE DERBY:

- Vladimir Guerrero Jr. was crowned the 2023 Home Run Derby Champion in Seattle, becoming the 1st Blue Jay to ever win the event...The Montreal-born slugger also became the 2nd ever Canadian to be named champion, joining Justin Morneau (2008).
- The 24-year old joined his father, Vladimir Sr. (2007), as the only father-son duo to claim Derby titles...Mashed 72 homers on the day, and now trails only Pete Alonso (195) for the most career Home Run Derby blasts in MLB history with 163.
- The first baseman is one of just four players ever to win a league home run title (2021), win a Gold Glove Award (2022), and be named to three All-Star teams before turning 25, joining Hank Aaron, Johnny Bench, and Ken Griffey Jr.

## THE D-JAYS:

- The Blue Jays kept a .988 fielding percentage this season (4th in the AL)...Made just one error over their final 12 contests...**Played 107 error-free games in 2023, the most in team history (103 in 1990).**
- According to Sports Info Solutions, **Toronto fielders recorded a total of 82 Defensive Runs Saved, the most in the Majors (2nd: MIL - 68)**...The group was led by an **MLB-high 36 runs saved in center field**, twice as many as any other team (2nd: PHI - 18)...**Daulton Varsho finished 1st in MLB with 29 total runs saved (2nd: Fernando Tatis Jr. - 27)**...Kevin Kiermaier and Varsho tied for 2nd among all center fielders with 18 DRS, one back of Brenton Doyle (19)...Alejandro Kirk (17) had the 2nd most runs saved by a catcher while Matt Chapman (12) ranked 3rd among third basemen.

## BO KNOWS BASE HITS:

- Bo Bichette recorded 175 hits, 4th most among AL batters, despite missing 25 games over two stints on the injured list...**His 77 opposite-side hits led the Majors (2nd: Luis Arraez - 66)**...Finished 3rd in the AL with a .306 batting average...Tied with Julio Rodríguez for the most games in the AL with 4+ hits at six, tied for 3rd with 15 games with 3+ hits, and tied for 4th with 52 multi-hit games...Went 4-for-8 during the AL Wild Card series in Minnesota via the first two multi-hit postseason efforts of his career.

### AL, BATTING AVERAGE - 2023

Rank	Player	AVG	Hits
1	Yandy Díaz	.330	173
2	Corey Seager	.327	156
3	<b>Bo Bichette</b>	<b>.306</b>	<b>175</b>
4	Shohei Ohtani	.304	151
5	Masataka Yoshida	.289	155

## HARD-HITTING FACTS:

- Vladimir Guerrero Jr. led the club with 26 home runs and 94 RBI...Has held the team lead in homers for each of the past three seasons...**Put 181 balls in play at 100+ MPH, tied with Rafael Devers for the most among AL batters (T-3rd in MLB)**...Recorded his 1st career playoff extra-base hit with a double in Game 1 of the AL Wild Card Series in Minnesota.

## ONE NOTCH AT A TIME:

- Brandon Belt homered three times in his last four games of the season, giving him 19 dingers for the year, the 2nd most of his career (29 in 2021)...Went 29-for-101 (.287) with 23 runs scored, five doubles, 11 home runs, 17 RBI, and 18 walks over his last 30 contests (.400 OBP, 1.063 OPS)...**His 1.063 OPS and .663 SLG from Aug. 1 to the end of the season was the best among AL hitters** while he ranked T-8th in OBP (min. 100 PA)...**His 4.45 pitches/PA topped all MLB batters** (min. 300 PA)...His walk rate of 6.62 PA/BB was 5th highest in the AL.

## NO DOME LIKE HOME:

- The Blue Jays went 43-38 at Rogers Centre...The .531 win% at home ranked 6th in the AL.
- Toronto batters finished 7th in the AL in home OBP (.323), 9th in home AVG (.248), 9th in home OPS (.724), and 10th in home SLG (.401)...The pitching staff ranked 3rd among AL teams with a 3.68 home ERA, 3rd with a .230 home opponents' average, and 5th with a 1.22 home WHIP.

## ROAD READY:

- The Blue Jays put together a 46-35 road record last season for a .568 win%, tied for 3rd best in the AL (T-5th in MLB)...The 46 road wins were the 2nd most in a season in team history (47 in 1993).
- Blue Jays hitters ranked 2nd among AL clubs with a .334 road OBP while sitting 3rd in road batting average (.263), road SLG (.431), and road OPS (.765)...The pitching staff finished 2nd in the AL in road ERA (3.88), 9th in road opponents' average (.252), and 10th in road WHIP (1.28).

## FEELING GEORGEOUS:

- George Springer played in 154 games in 2023, his 2nd-highest total for a single season (162 in 2016)...Over his last 49 games, batted .284 (56-for-197) with 30 runs scored, 11 doubles, eight homers, 30 RBI, and 22 walks (.815 OPS)...His 30 hits in Sept./Oct. tied for 7th most in the AL.
- The 34-year-old right fielder celebrated his birthday with a leadoff home run on Sept. 19 at NYY...Was his 1st birthday blast and the 57th leadoff homer of his career...Joined José Cruz Jr. (April 19, 2000 vs. ANA) as the only players in team history to connect for a leadoff home run on his birthday.

### MLB, LEADOFF HOME RUNS - ALL-TIME

Rank	Player	Seasons	Home Runs
1	Ricky Henderson	25	81
2	<b>George Springer</b>	<b>10</b>	<b>57</b>
3	Alfonso Soriano	16	54
4	Craig Biggio	20	53
5	Mookie Betts	10	48
5	Ian Kinsler	14	48

## DOUBLE THE FUN:

- Matt Chapman recorded 39 doubles and 58 extra-base hits...Finished 4th in the AL in doubles (T-6th in MLB)...Ranked 2nd in the AL with a 56.4 hard-hit percentage (1st: Aaron Judge - 64.2) and was 3rd in average exit velocity at 93.4 MPH.

## ROMANO-MATIC:

- **Jordan Romano converted 26 consecutive save opportunities from May 13-Sept. 22, the longest single-season streak in franchise history (2nd: Tom Henke - 25 in 1991)**...His 36 saves on the year were 2nd most in the AL (T-5th in MLB)...Has 97 career saves, 5th most in team history and 4th most all-time by a Canadian-born pitcher.

## A BERRÍ GOOD YEAR:

- José Berríos tied a career mark for the 5th time with 32 starts in 2023...Over 15 starts at home, went 6-6 with a 3.30 ERA (33 ER/90.0 IP) and 93 strikeouts for a 1.17 WHIP...For the season, ranked 9th among AL pitchers in innings pitched (189.2), 10th in ERA (3.65), and 12th in strikeouts (184).

## QUITE A YEAR FOR YUSEI:

- Yusei Kikuchi set a career-high with 11 wins...Also set personal bests with 167.2 innings pitched, 181 strikeouts, and a 3.86 ERA...Pitched into the 5th inning in 31 of his 32 outings and allowed three earned runs or fewer on 24 occasions.



**DIVISIONAL DETAILS:**

- The Blue Jays wrapped up the regular season with 15 straight division games (9-6)...Won 13 of their last 21 games vs. AL East clubs...Finished 21-31 against divisional opponents.

**ENTERTAINMENT:**

- Toronto went 30-16 vs. NL clubs in 2023...**The .652 win% in interleague games led the AL**, tied the Dodgers for the best among MLB teams, and was 2nd best in team history (14-6, .700 win% in 2021)...**The 30 wins vs. NL teams set a club record** (14 in 2021).

**CANADA'S TEAM:**

- Toronto started the season with three Canadian-born players on its roster: Vladimir Guerrero Jr. (Montreal, QC), Zach Pop (Brampton, ON), and Jordan Romano (Markham, ON)...**Marked the most Canadian-born players to make an Opening Day roster in team history.**

**RECORD-BREAKING ROOF ROLLBACK:**

- The Rogers Centre roof was open for the 1st time of 2023 on Wednesday, April 12, for a 16°C/61°F first pitch...Was the earliest date to be open in the history of the building (since 1989), surpassing the previous mark of April 16, set in 2002.

**WELCOME TO THE VAR-SHOW:**

- Daulton Varsho played in a career-high 158 games and reached the 20-homer mark for the 2nd time in his career...**Recorded an MLB-high 29 defensive runs saved**...His 18 DRS in center tied for 2nd most among center fielders while his 11 DRS in left were 3rd most among left fielders.

**MLB, DEFENSIVE RUNS SAVED - 2023**

Rank	Player	Games	DRS
1	Daulton Varsho	158	29
2	Fernando Tatis Jr.	141	27
3	Andrés Giménez	153	23
4	Ke'Bryan Hayes	124	21
5	Gabriel Moreno	111	20

**KK'S BIG PLAYS:**

- Kevin Kiermaier racked up an AL-high 83 hits while batting 9th** (2nd: Leody Taveras - 76), the most by a Blue Jay since Alex Gonzalez's 110 knocks in 1998... Played in 129 contests, tied for the 2nd most of his career (151 in 2015).
- Claimed Play of the Week on three occasions this season (April 11 vs. DET, May 21 vs. BAL, June 1 vs. MIL)... Marked his first three career nods...Became the 4th player to win three Play of the Week Awards in a single season, joining Byron Buxton (2022), Lorenzo Cain (2019), and Riley Greene (2022)...Toronto players have claimed eight such awards, the most by any team since the inception of the award in 2019.

**GETTING RATIO'D:**

- Danny Jansen extended his hitting streak to a career-high eight games before fracturing his middle finger on Sept. 1...Recorded career highs in doubles (15), homers (17), and RBI (53) for the season...His 5.06 AB/RBI clip was 9th best in the AL (min. 200 AB).

**AN AMAZING YEAR:**

- Tim Lincecum put together a career-best 1.52 ERA, 3rd best among qualified AL relievers (5th in MLB), while making a career-high 69 appearances and throwing a career-high 53.1 innings...**His 53 inherited runners led the AL** (4th in MLB) while his 24.5 inherited runners scored percent-age ranked 8th.

**WORKING LATE:**

- Toronto scored 277 runs from the 7th inning on over the course of the regular season, 3rd most in the AL (4th in MLB)...Ranked 2nd with a .260 team batting average in those frames (1st: HOU - .264).

**A START FOR THE AGES:**

- Davis Schneider became the 4th player in team history to homer in his 1st career at-bat, going deep on Aug. 4 at BOS...Went on to bat .370 (30-for-81) with a .500 OBP over his first 25 contests...**Among Blue Jays through their first 25 career games, ranked 1st in times on base (51), 1st in walks (19), T-1st in home runs, 2nd in extra-base hits (19), 3rd in RBI (20), and T-6th in hits (30)**...**His 1.315 OPS through his first 25 career games was the highest mark by any player in MLB history in the modern era** (since 1901).

**MLB, OPS IN FIRST 25 CAREER GAMES - SINCE 1901**

Rank	Player	Season	OPS
1	Davis Schneider	2023	1.315
2	Gary Sánchez	2015-16	1.300
3	Bob Hazle	1955-57	1.291
4	Mandy Brooks	1925	1.246
5	Will Smith	2019	1.233

**MAKING HAY BY THE BAY:**

- The Blue Jays blasted their way to a 20-1 win over the Rays on May 23 at Tampa Bay...The 20 runs were tied with a 20-11 win in Tampa Bay on June 25, 2002 for 4th most in team history...The 27 hits and +19 run differential were both 2nd highest in franchise history, trailing the 29 hits and +23 during a 28-5 win on July 22, 2022 at BOS...**Their collective .519 (27-for-52) batting average was the highest in a single game in team history** (.512 (22-for-43) on June 24, 2008 vs. CIN).

**AN UNTRUE OUTCOME:**

- Toronto batters did not strike out, draw a walk, or connect for a home run during their game on May 31 vs. MIL...Marked the 3rd time in team history for that to occur, also doing so on July 24, 1978 (G2) vs. SEA and May 11, 1979 vs. TEX...Had only happened two other times in MLB this century: Colorado on May 17, 2008 at DET and Oakland on July 1, 2014 at MIN.

**FREE PASS FACTS:**

- Blue Jays batters drew multiple walks in 27 straight games from April 14-May 14, the longest single-season streak in club history** (23G from May 1-26, 1980), and their 2nd-longest overall (46G from Sept. 5, 1993 to April 27, 1994).

**WALK IT OUT:**

- Blue Jays batters racked up nine walks on Sept. 5 at OAK, one shy of their season high (10 on April 1 at STL)... Six of those nine free passes were issued in the 7th inning alone, tied for their most in a single frame in team history (6 on April 18, 1997 at TEX; 6 on June 19, 1987 vs. MIL)...**Cavan Biggio and Alejandro Kirk became the 1st pair of teammates in franchise history to each work multiple walks in the same inning.**

**GOING LONG:**

- Toronto walked off Boston, 4-3, in the 13th inning of their game on Sept. 16...Was the club's most innings played since the extra-inning rule changes took place in 2020.

**THE NEW JAYS:**

- Cam Eden was selected to the Major League roster on Sept. 20, joining Hagen Danner, Spencer Horwitz, Nathan Lukes, Mason McCoy, and Davis Schneider as the six Blue Jays to make an MLB debut in 2023.



# 2023 MAJOR LEAGUE STANDINGS

A.L. EAST	WON	LOST	PCT.	LAST 10		STREAK	HOME	ROAD	vs EAST	vs CENT	vs WEST	vs N.L.
				GB	GAMES							
z-Baltimore	101	61	.623	-	6-4	L1	49-32	52-29	32-20	22-10	21-11	26-20
w-Tampa Bay	99	63	.611	2.0	6-4	W2	53-28	46-35	31-21	23-9	18-14	27-19
w-Toronto	89	73	.549	12.0	4-6	L2	43-38	46-35	21-31	22-10	16-16	30-16
NY Yankees	82	80	.506	19.0	6-4	L1	42-39	40-41	22-30	18-14	19-13	23-23
Boston	78	84	.481	23.0	3-7	W1	39-42	39-42	24-28	19-13	15-17	20-26

A.L. CENTRAL	WON	LOST	PCT.	LAST 10		STREAK	HOME	ROAD	vs EAST	vs CENT	vs WEST	vs N.L.
				GB	GAMES							
y-Minnesota	87	75	.537	-	7-3	L1	47-34	40-41	13-19	29-23	20-12	25-21
Detroit	78	84	.481	9.0	7-3	W2	37-44	41-40	7-25	35-17	15-17	21-25
Cleveland	76	86	.469	11.0	4-6	L2	42-39	34-47	16-16	23-29	17-15	20-26
Chi White Sox	61	101	.377	26.0	3-7	L3	31-50	30-51	11-20	23-29	12-21	15-31
Kansas City	56	106	.346	31.0	6-4	W1	33-48	23-58	9-24	20-32	11-20	16-30

A.L. WEST	WON	LOST	PCT.	LAST 10		STREAK	HOME	ROAD	vs EAST	vs CENT	vs WEST	vs N.L.
				GB	GAMES							
y-Houston	90	72	.556	-	6-4	W4	39-42	51-30	16-17	14-17	32-20	28-18
w-Texas	90	72	.556	-	6-4	L1	50-31	40-41	20-12	19-13	29-23	22-24
Seattle	88	74	.543	2.0	4-6	W1	45-36	43-38	13-18	20-13	33-19	22-24
LA Angels	73	89	.451	17.0	4-6	W1	38-43	35-46	14-18	18-14	22-30	19-27
Oakland	50	112	.309	40.0	4-6	L1	26-55	24-57	8-24	14-18	14-38	14-32

N.L. EAST	WON	LOST	PCT.	LAST 10		STREAK	HOME	ROAD	vs EAST	vs CENT	vs WEST	vs A.L.
				GB	GAMES							
z-Atlanta	104	58	.642	-	7-3	L1	52-29	52-29	35-17	22-9	21-12	26-20
w-Philadelphia	90	72	.556	14.0	7-3	W1	49-32	41-40	25-27	19-12	18-15	28-18
w-Miami	84	78	.519	20.0	5-5	L1	46-35	38-43	26-26	18-15	14-17	26-20
NY Mets	75	87	.463	29.0	4-6	L1	43-38	32-49	25-27	13-19	18-14	19-27
Washington	71	91	.438	33.0	4-6	W1	34-47	37-44	19-33	14-19	15-16	23-23

N.L. CENTRAL	WON	LOST	PCT.	LAST 10		STREAK	HOME	ROAD	vs EAST	vs CENT	vs WEST	vs A.L.
				GB	GAMES							
y-Milwaukee	92	70	.568	-	6-4	W1	49-32	43-38	18-14	33-19	13-19	28-18
Chi Cubs	83	79	.512	9.0	4-6	L1	45-36	38-43	11-20	30-22	17-16	25-21
Cincinnati	82	80	.506	10.0	3-7	L2	38-43	44-37	15-17	21-31	18-14	28-18
Pittsburgh	76	86	.469	16.0	5-5	W1	39-42	37-44	16-17	25-27	16-15	19-27
St. Louis	71	91	.438	21.0	4-6	W2	35-46	36-45	14-18	21-31	13-19	23-23

N.L. WEST	WON	LOST	PCT.	LAST 10		STREAK	HOME	ROAD	vs EAST	vs CENT	vs WEST	vs A.L.
				GB	GAMES							
y-LA Dodgers	100	62	.617	-	6-4	W1	53-28	47-34	17-14	19-14	34-18	30-16
w-Arizona	84	78	.519	16.0	4-6	L4	43-38	41-40	14-18	20-12	29-23	21-25
San Diego	82	80	.506	18.0	8-2	W5	44-37	38-43	16-16	11-21	27-25	28-18
San Francisco	79	83	.488	21.0	3-7	L1	45-36	34-47	13-18	20-13	26-26	20-26
Colorado	59	103	.364	41.0	3-7	W1	37-44	22-59	14-20	13-17	14-38	18-28

z – CLINCHED BEST RECORD IN LEAGUE

y – CLINCHED DIVISION TITLE

w – CLINCHED WILD CARD

## WILD CARD STANDINGS

### AMERICAN LEAGUE

AL East	W	L	PCT	WCGB	L10	STRK	HOME	ROAD	RS	RA	DIFF
z-Baltimore	101	61	.623	-	6-4	L1	49-32	52-29	807	678	129
<b>AL Central</b>	<b>W</b>	<b>L</b>	<b>PCT</b>	<b>WCGB</b>	<b>L10</b>	<b>STRK</b>	<b>HOME</b>	<b>ROAD</b>	<b>RS</b>	<b>RA</b>	<b>DIFF</b>
y-Minnesota	87	75	.537	-	7-3	L1	47-34	40-41	778	659	119
<b>AL West</b>	<b>W</b>	<b>L</b>	<b>PCT</b>	<b>WCGB</b>	<b>L10</b>	<b>STRK</b>	<b>HOME</b>	<b>ROAD</b>	<b>RS</b>	<b>RA</b>	<b>DIFF</b>
y-Houston	90	72	.556	-	6-4	W4	39-42	51-30	827	698	129
<b>Wild Card</b>	<b>W</b>	<b>L</b>	<b>PCT</b>	<b>WCGB</b>	<b>L10</b>	<b>STRK</b>	<b>HOME</b>	<b>ROAD</b>	<b>RS</b>	<b>RA</b>	<b>DIFF</b>
w-Tampa Bay	99	63	.611	+10.0	6-4	W2	53-28	46-35	860	665	195
w-Texas	90	72	.556	+1.0	6-4	L1	50-31	40-41	881	716	165
w-Toronto	89	73	.549	-	4-6	L2	43-38	46-35	746	671	75
Seattle	88	74	.543	1.0	4-6	W1	45-36	43-38	758	659	99

### NATIONAL LEAGUE

NL East	W	L	PCT	WCGB	L10	STRK	HOME	ROAD	RS	RA	DIFF
z-Atlanta	104	58	.642	-	7-3	L1	52-29	52-29	947	716	231
<b>NL Central</b>	<b>W</b>	<b>L</b>	<b>PCT</b>	<b>WCGB</b>	<b>L10</b>	<b>STRK</b>	<b>HOME</b>	<b>ROAD</b>	<b>RS</b>	<b>RA</b>	<b>DIFF</b>
y-Milwaukee	92	70	.568	-	6-4	W1	49-32	43-38	728	647	81
<b>NL West</b>	<b>W</b>	<b>L</b>	<b>PCT</b>	<b>WCGB</b>	<b>L10</b>	<b>STRK</b>	<b>HOME</b>	<b>ROAD</b>	<b>RS</b>	<b>RA</b>	<b>DIFF</b>
y-LA Dodgers	100	62	.617	-	6-4	W1	53-28	47-34	906	699	207
<b>Wild Card</b>	<b>W</b>	<b>L</b>	<b>PCT</b>	<b>WCGB</b>	<b>L10</b>	<b>STRK</b>	<b>HOME</b>	<b>ROAD</b>	<b>RS</b>	<b>RA</b>	<b>DIFF</b>
w-Philadelphia	90	72	.556	+6.0	7-3	W1	49-32	41-40	796	715	81
w-Miami	84	78	.519	-	5-5	L1	46-35	38-43	666	723	-57
w-Arizona	84	78	.519	-	4-6	L4	43-38	41-40	746	761	-15
Chicago	83	79	.512	1.0	4-6	L1	45-36	38-43	819	723	96



# 2023 DAY-BY-DAY RESULTS

wo = walk-off

Date	G#	at	OPP	W/L	Score	Winner	Loser	Save	Record	POS	GB/GA	Att	Total Home	Total Road
Mar 30	1	at	STL	W	10-9	Y. Garcia	R. Helsley	J. Romano	1-0	T1	0	47,649	0	47,649
Mar 31					**** Off Day ****									
Apr 1	2	at	STL	L	1-4	J. Flaherty	K. Gausman	R. Helsley	1-1	T2	-1	44,461	0	92,110
Apr 2	3	at	STL	L	4-9	J. Montgomery	C. Bassitt		1-2	T4	-2	45,525	0	137,635
Apr 3	4	at	KC	L	5-9	J. Berrios	J. Berrios		1-3	5	-3	10,810	0	148,445
Apr 4	5	at	KC	W	4-1	Y. Kikuchi	K. Kubic	J. Romano	2-3	T4	-3	12,123	0	160,568
Apr 5	6	at	KC	W	3-0	A. Manohaf	Z. Greinke	J. Romano	3-3	T3	-3	10,015	0	170,583
Apr 6	7	at	KC	W	6-3	K. Gausman	J. Lyles	A. Cimber	4-3	3	-2.5	10,401	0	180,984
Apr 7	8	at	LAA	W	4-3	C. Bassitt	J. Herget	J. Romano	5-3	2	-2.5	44,735	0	225,719
Apr 8	9	at	LAA	L	5-9	J. Barria	J. Berrios		5-4	3	-3.5	44,534	0	270,253
Apr 9	10	at	LAA	W	12-11 (10)	J. Romano	C. Estevez	T. Mayza	6-4	3	-3.5	31,092	0	301,345
Apr 10					**** Off Day ****									
Apr 11	11				9-3	Z. Pop	M. Manning		6-4	T2	-4	42,053	42,053	301,345
Apr 12	12				4-3 (10)	J. Romano	C. Shreve		8-4	T2	-4	35,300	77,353	301,345
Apr 13	13				1-3	S. Turnbull	C. Bassitt	A. Lange	8-5	T2	-5	26,192	103,545	301,345
Apr 14	14				6-3	J. Berrios	D. Rasmussen	J. Romano	9-5	2	-4	34,822	138,367	301,345
Apr 15	15				5-2	Y. Kikuchi	T. Kelley	J. Romano	10-5	2	-3	41,679	180,046	301,345
Apr 16	16				1-8	S. McClanahan	A. Manohaf		10-6	T2	-4	39,179	219,225	301,345
Apr 17	17	at	HOU	L	2-9	C. Javier	K. Gausman		10-7	3	-4	30,873	219,225	332,218
Apr 18	18	at	HOU	W	4-2	C. Bassitt	J. Urquidy	J. Romano	11-7	2	-4	32,602	219,225	364,820
Apr 19	19	at	HOU	L	1-8	L. Garcia	J. Berrios		11-8	4	-5	40,545	219,225	405,365
Apr 20					**** Off Day ****									
Apr 21	20	at	NYG	W	6-1	Y. Kikuchi	D. German		12-8	T3	-5	39,025	219,225	444,390
Apr 22	21	at	NYG	L	2-3	J. Cordero	J. Romano		12-9	4	-6	43,223	219,225	487,613
Apr 23	22	at	NYG	W	5-1	K. Gausman	C. Schmidt		13-9	T3	-6	39,293	219,225	526,906
Apr 24	23				5-2	C. Bassitt	L. Lynn	J. Romano	14-9	3	-6	26,293	245,518	526,906
Apr 25	24				7-0	J. Berrios	M. Clevinger		15-9	3	-5	28,917	274,435	526,906
Apr 26	25				8-0	Y. Kikuchi	M. Kopech		16-9	3	-4	35,069	309,504	526,906
Apr 27					**** Off Day ****									
Apr 28	26				3-2	T. Mayza	T. Gott	J. Romano	17-9	3	-4.5	41,414	350,918	526,906
Apr 29	27				1-0 (10)	E. Swanson	T. Gott		18-9	T2	-4.5	41,475	392,393	526,906
Apr 30	28				8-10 (10)	P. Seiwald	Z. Pop	M. Brash	19-10	3	-4.5	40,158	432,551	526,906
May 1	29	at	BOS	L	5-6	J. Winckowski	J. Romano		18-11	3	-5	27,438	432,551	554,344
May 2	30	at	BOS	L	6-7	R. Bleier	E. Swanson	J. Winckowski	18-12	3	-6	27,721	432,551	582,065
May 3	31	at	BOS	L	3-8	N. Pivetta	A. Manohaf		18-13	3	-7	27,963	432,551	610,028
May 4	32	at	BOS	L	5-11	B. Bello	K. Gausman		18-14	4	-8	30,173	432,551	640,201
May 5	33	at	PIT	W	4-0	C. Bassitt	R. Hill		19-14	4	-8	24,810	432,551	665,011
May 6	34	at	PIT	W	8-2	J. Berrios	J. Oviedo		20-14	4	-7	34,882	432,551	699,893
May 7	35	at	PIT	W	10-1	Y. Kikuchi	R. Contreras		21-14	3	-7	21,655	432,551	721,548
May 8					**** Off Day ****									
May 9	36	at	PHI	L	4-8	A. Nola	A. Manohaf		21-15	3	-7.5	44,544	432,551	766,092
May 10	37	at	PHI	L	1-2 (10)	C. Kimbrel	T. Mayza		21-16	4	-7.5	31,758	432,551	797,850
May 11					**** Off Day ****									
May 12	38				3-0	C. Bassitt	S. Strider		22-16	3	-7	35,047	467,598	797,850
May 13	39				5-2	E. Swanson	A. Minter	J. Romano	23-16	3	-6	41,341	508,939	797,850
May 14	40				6-5	N. Pearson	R. Iglesias		24-16	3	-6	40,895	549,834	797,850
May 15	41				4-7	J. Brito	A. Manohaf	M. King	24-17	3	-6.5	28,810	578,644	797,850
May 16	42				3-6	R. Weber	E. Swanson	W. Peralta	24-18	3	-7.5	35,112	613,756	797,850
May 17	43				3-0 (10)	J. Romano	J. Ramirez		25-18	3	-6.5	31,387	641,387	797,850
May 18	44				2-4	N. Cortes	J. Berrios	R. Marinaccio	25-19	3	-6.5	33,290	674,477	797,850
May 19	45				2-6	K. Gibson	Y. Kikuchi		25-20	T4	-7.5	32,485	706,962	797,850
May 20	46				5-6 (10)	F. Bautista	Y. Garcia		25-21	5	-8.5	41,611	748,573	797,850
May 21	47				3-8 (11)	M. Baumann	Y. Garcia		25-22	5	-8.5	41,643	790,216	797,850
May 22	48	at	TB	L	4-6	J. Fleming	C. Bassitt	P. Fairbanks	25-23	5	-9.5	8,857	790,216	806,707
May 23	49	at	TB	W	20-1	J. Berrios	T. Bradley		26-23	T4	-8.5	11,906	790,216	818,613
May 24	50	at	TB	L	3-7	S. McClanahan	Y. Kikuchi		26-24	T4	-9.5	8,699	790,216	827,312
May 25	51	at	TB	L	3-6	Z. Eflin	A. Manohaf	C. Poche	26-25	5	-10.5	10,736	790,216	838,048
May 26	52	at	MIN	W	3-1	K. Gausman	L. Varland	J. Romano	27-25	5	-10.5	25,061	790,216	863,109
May 27	53	at	MIN	L	7-9	P. Lopez	C. Bassitt	B. Stewart	27-26	5	-10.5	29,111	790,216	892,220
May 28	54	at	MIN	W	3-0	J. Berrios	B. Ober	J. Romano	28-26	5	-10.5	31,025	790,216	923,245
May 29					**** Off Day ****									
May 30	55				7-2	Y. Kikuchi	A. Houser		29-26	4	-9	32,930	823,146	923,245
May 31	56				2-4	J. Teheran	A. Manohaf	D. Williams	29-27	4	-10	42,205	865,351	923,245
Jun 1	57				3-1	K. Gausman	F. Peralta	J. Romano	30-27	4	-9.5	42,059	907,410	923,245
Jun 2	58	at	NYM	W	3-0	C. Bassitt	J. Verlander	J. Romano	31-27	4	-9	42,637	907,410	965,882
Jun 3	59	at	NYM	W	2-1	N. Pearson	D. Robertson	E. Swanson	32-27	4	-8.5	37,704	907,410	1,003,596
Jun 4	60	at	NYM	W	6-4	N. Pearson	D. Leone	J. Romano	33-27	4	-8.5	42,169	907,410	1,045,755
Jun 5	61				4-11	B. Bielak	A. Manohaf		33-28	4	-9.5	23,982	931,392	1,045,755
Jun 6	62				5-1	K. Gausman	H. Brown		34-28	4	-9.5	30,079	961,471	1,045,755
Jun 7	63				3-2	C. Bassitt	H. Neris	J. Romano	35-28	4	-9.5	26,724	988,195	1,045,755
Jun 8	64				3-2	J. Berrios	F. Valdez	J. Romano	36-28	4	-9.5	28,284	1,016,479	1,045,755
Jun 9	65				2-3 (10)	J. Duran	A. Cimber		36-29	4	-10.5	35,222	1,051,701	1,045,755
Jun 10	66				4-9	J. Lopez	A. Cimber		36-30	4	-10.5	41,990	1,093,691	1,045,755
Jun 11	67				7-6	N. Pearson	E. Pagan	J. Romano	37-30	4	-10.5	41,673	1,135,364	1,045,755
Jun 12					**** Off Day ****									
Jun 13	68	at	BAL	L	6-11	D. Kremer	C. Bassitt		37-31	4	-10	16,018	1,135,364	1,061,773
Jun 14	69	at	BAL	W	3-1	J. Berrios	K. Bradish	J. Romano	38-31	4	-10	16,083	1,135,364	1,077,856
Jun 15	70	at	BAL	L	2-4	T. Wells	Y. Garcia	F. Bautista	38-32	4	-11	22,555	1,135,364	1,100,411
Jun 16	71	at	TEX	W	2-1	K. Gausman	M. Perez	J. Romano	39-32	4	-11	34,308	1,135,364	1,134,719
Jun 17	72	at	TEX	L	2-4	D. Dunning	T. Richards	W. Smith	39-33	4	-11	39,383	1,135,364	1,174,102
Jun 18	73	at	TEX	L	7-11	J. King	N. Pearson		39-34	4	-11	38,515	1,135,364	1,212,617
Jun 19	74	at	MIA	L	0-11	H. Brazoban	J. Berrios		39-35	4	-11.5	12,226	1,135,364	1,224,843
Jun 20	75	at	MIA	W	2-0	Y. Garcia	T. Scott	J. Romano	40-35	4	-10.5	9,809	1,135,364	1,234,652
Jun 21	76	at	MIA	W	6-3	K. Gausman	S. Alcantara	J. Romano	41-35	4	-10.5	15,701	1,135,364	1,250,353
Jun 22					**** Off Day ****									
Jun 23	77				4-5	L. Erceg	J. Romano	T. May	41-36	4	-11	34,988	1,170,352	1,250,353
Jun 24	78				7-3	J. Berrios	S. Fujinami	J. Romano	42-36	4	-10	41,720	1,212,072	1,250,353
Jun 25	79				12-1	Y. Kikuchi	L. Medina		43-36	4	-10	41,069	1,253,141	1,250,353

BIographies

LAST SEASON

HISTORY

RECORDS

OPPONENTS

PLAYER DEV.

MEDIA & MISC.





# 2023 SEASON HIGHS & LOWS

## TEAM – GAME (PITCHING)

Most Innings Pitched: .....	13.0, vs. Boston, September 16 (13 innings)
Most Hits Allowed: .....	19, vs. Houston, June 5
.....	19, at Miami, June 19
Most Batters Faced: .....	51, vs. Cleveland, August 27 (11 innings)
Most Batters Faced (9-inning games): .....	48, vs. Houston, June 5
.....	48, vs. Texas, September 14
Most Runs Allowed: .....	13, vs. Baltimore, August 1
Most Earned Runs: .....	12, vs. Tampa Bay, October 1
Most Home Runs Allowed: .....	4, at St. Louis, April 2
.....	4, at Los Angeles (A.L.), April 9 (10 innings)
.....	4, vs. Seattle, April 30 (10 innings)
.....	4, at Boston, May 2
.....	4, at Minnesota, May 27
.....	4, at New York (N.L.), June 4
.....	4, vs. Houston, June 5
.....	4, at Baltimore, June 13
.....	4, vs. San Diego, July 18
.....	4, at Seattle, July 22
.....	4, at Oakland, September 4 (10 innings)
Most Walks Allowed: .....	10, vs. New York (A.L.), May 15
.....	10, vs. Texas, September 14
Most Strikeouts: .....	19, vs. Seattle, April 29 (10 innings)
Most Strikeouts (9-inning games): .....	17, vs. Chicago (A.L.), April 26
.....	17, vs. Minnesota, June 10
Most Hit-By-Pitch: .....	2, done 9 times.

## TEAM – GAME (BATTING)

Most At-Bats: .....	52, at Tampa Bay, May 23
Most Plate Appearances: .....	54, at Tampa Bay, May 23
Most Runs: .....	20, at Tampa Bay, May 23
Most Hits: .....	27, at Tampa Bay, May 23
Most Doubles: .....	6, vs. San Francisco, June 28
Most Triples: .....	2, vs. Tampa Bay, October 1
Most Home Runs: .....	5, vs. Detroit, April 11
.....	5, at Boston, August 4
.....	5, at Cincinnati, August 20
Most Extra-Base Hits: .....	10, at Cincinnati, August 20
Most Total Bases: .....	44, at Tampa Bay, May 23
Most Runs Batted In: .....	18, at Tampa Bay, May 23
Most Stolen Bases: .....	5, vs. Atlanta, May 13
Most Caught Stealing: .....	2, vs. Baltimore, May 21 (11 innings)
Most Caught Stealing (9-inning games): .....	1, done 30 times.
Most Walks: .....	10, at St. Louis, April 1
Most Strikeouts: .....	17, vs. San Francisco, June 27
.....	17, at Chicago (A.L.), July 6 (11 innings)
Most Sac Hits: .....	1, done 4 times.
Most Sac Flies: .....	2, at St. Louis, March 30
.....	2, vs. Detroit, April 12 (10 innings)
.....	2, vs. Washington, August 30
Most Hit-By-Pitch: .....	3, vs. Chicago (A.L.), April 26
.....	3, vs. Chicago (N.L.), August 13
.....	3, at Tampa Bay, September 23
Most GDP: .....	3, done 4 times.





## INDIVIDUAL – GAME (PITCHING)

Most Innings Pitched: .....	9.0, Chris Bassitt, vs. Atlanta, May 12
Most Hits Allowed: .....	11, Jose Berrios, at Boston, May 1
.....	11, Chris Bassitt, at Baltimore, June 13
Most Batters Faced: .....	32, Kevin Gausman, vs. Baltimore, May 21 (11 innings)
Most Batters Faced (9-inning games): .....	31, Chris Bassitt, vs. Atlanta, May 12
Most Runs Allowed: .....	9, Chris Bassitt, at St. Louis, April 2
.....	9, Wes Parsons, vs. Tampa Bay, October 1
Most Earned Runs: .....	9, Chris Bassitt, at St. Louis, April 2
.....	9, Wes Parsons, vs. Tampa Bay, October 1
Most Home Runs: .....	4, Chris Bassitt, at St. Louis, April 2
.....	4, Kevin Gausman, at Seattle, July 22
Most Walks: .....	7, Alek Manoah, vs. New York (A.L.), May 15
Most Strikeouts: .....	13, Kevin Gausman, vs. Seattle, April 29 (10 innings)
.....	13, Kevin Gausman, vs. Houston, June 6
Most Hit-By-Pitch: .....	2, Chris Bassitt, vs. Atlanta, May 12
.....	2, Yusei Kikuchi, vs. Arizona, July 16
.....	2, Alek Manoah, vs. Los Angeles (A.L.), July 29

## INDIVIDUAL – GAME (BATTING)

Most At-Bats: .....	6, done 19 times.
Most Plate Appearances: .....	6, done 43 times.
Most Runs: .....	4, George Springer, at St. Louis, March 30
Most Hits: .....	5, George Springer, at St. Louis, March 30
.....	5, Bo Bichette, vs. Tampa Bay, April 14
.....	5, Bo Bichette, at Boston, May 1
Most Doubles: .....	2, done 22 times.
Most Triples: .....	1, done 19 times.
Most Home Runs: .....	2, Danny Jansen, vs. Chicago (A.L.), April 25
.....	2, Danny Jansen, at Baltimore, June 15
.....	2, Brandon Belt, vs. Boston, July 2
.....	2, Whit Merrifield, at Chicago (A.L.), July 6
.....	2, Alejandro Kirk, vs. Los Angeles (A.L.), July 29
.....	2, Brandon Belt, at Cincinnati, August 20
.....	2, George Springer, vs. Kansas City, September 9
.....	2, Vladimir Guerrero Jr., at Tampa Bay, September 24
Most Extra-Base Hits: .....	3, Danny Jansen, at Tampa Bay, May 23
Most Total Bases: .....	9, done 5 times.
Most Runs Batted In: .....	6, Vladimir Guerrero Jr., at Tampa Bay, May 23
Most Stolen Bases: .....	3, Whit Merrifield, at Pittsburgh, May 5
.....	3, Whit Merrifield, vs. Atlanta, May 13
Most Caught Stealing: .....	1, done 34 times.
Most Walks: .....	3, done 7 times.
Most Strikeouts: .....	4, done 4 times.
Most Sac Hits: .....	1, done 4 times.
Most Sac Flies: .....	1, done 32 times.
Most Hit-By-Pitch: .....	2, Danny Jansen, vs. Chicago (N.L.), August 13
.....	2, Matt Chapman, at Tampa Bay, September 23
Most GDP: .....	2, done 7 times.



# 2023 TORONTO BLUE JAYS

## FINAL STATISTICS

### BATTING

#	Player	B	AVG	G	AB	R	H	TB	2B	3B	HR	RBI	BB	IBB	SO	SB	CS	OBP	SLG	OPS	PA	SAC	SF	HBP	GDP	E
13	Belt, B	L	.254	103	339	53	86	166	23	0	19	43	61	1	141	0	0	.369	.490	.859	404	0	2	2	5	1
11	Bichette, B	R	.306	135	571	69	175	271	30	3	20	73	27	0	115	5	3	.339	.475	.814	601	0	1	2	14	8
8	Biggio, C	L	.235	111	289	54	68	107	12	0	9	40	40	0	88	5	2	.340	.370	.710	338	0	2	7	0	2
26	Chapman, M	R	.240	140	509	66	122	216	39	2	17	54	62	1	165	4	2	.330	.424	.754	581	0	2	8	4	12
28	Clement, E	R	.380	30	50	7	19	25	1	1	1	10	1	0	4	1	0	.385	.500	.885	52	0	1	0	0	3
10	DeJong, P	R	.068	13	44	1	3	3	0	0	0	1	0	0	18	0	0	.068	.068	.136	44	0	0	0	1	0
31	Eden, C	R	.167	5	6	1	1	1	0	0	0	0	0	0	2	0	0	.167	.167	.334	6	0	0	0	0	0
5	Espinal, S	R	.248	93	230	30	57	77	14	0	2	25	18	1	36	2	1	.310	.335	.645	254	2	1	3	5	9
27	Guerrero Jr., V	R	.264	156	602	78	159	267	30	0	26	94	67	5	100	5	3	.345	.444	.789	682	0	4	9	23	8
55	Heineman, T	S	.276	19	29	4	8	11	1	1	0	3	7	0	7	0	0	.432	.379	.811	37	0	0	1	0	0
48	Horwitz, S	L	.256	15	39	5	10	15	2	0	1	7	4	0	12	0	0	.341	.385	.726	44	0	0	1	1	0
9	Jansen, D	R	.228	86	268	38	61	127	15	0	17	53	23	1	62	0	0	.312	.474	.786	301	0	0	10	3	6
39	Kiermaier, K	L	.265	129	370	58	98	155	21	6	8	36	29	0	86	14	1	.322	.419	.741	408	1	4	4	9	3
30	Kirk, A	R	.250	123	372	34	93	133	16	0	8	43	42	1	45	0	0	.334	.358	.692	422	0	2	6	21	6
38	Lukes, N	L	.192	29	26	4	5	8	1	1	0	2	4	0	9	0	0	.290	.308	.598	31	0	1	0	1	0
7	Luplow, J	R	.214	7	14	1	3	3	0	0	0	1	3	1	8	0	0	.353	.214	.567	17	0	0	0	0	0
10	McCoy, M	R	.000	6	1	2	0	0	0	0	0	0	0	0	1	0	0	.000	.000	.000	1	0	0	0	0	0
15	Merrifield, W	R	.272	145	547	66	149	209	27	0	11	67	36	2	101	26	10	.318	.382	.700	592	0	6	3	15	5
36	Schneider, D	R	.276	35	116	23	32	70	12	1	8	20	21	0	43	1	0	.404	.603	.007	141	0	0	4	2	1
4	Springer, G	R	.258	154	613	87	158	248	25	1	21	72	60	1	125	20	5	.327	.405	.732	683	0	3	5	20	0
25	Varsho, D	L	.220	158	527	65	116	205	23	3	20	61	45	0	135	16	7	.285	.389	.674	581	1	3	4	5	1

<b>TORONTO</b>	<b>.256</b>	<b>162</b>	<b>5562</b>	<b>746</b>	<b>14232317</b>	<b>292</b>	<b>19</b>	<b>188</b>	<b>705</b>	<b>550</b>	<b>14</b>	<b>1303</b>	<b>99</b>	<b>34</b>	<b>.329</b>	<b>.417</b>	<b>.746</b>	<b>6220</b>	<b>4</b>	<b>32</b>	<b>69</b>	<b>129</b>	<b>71</b>
<b>OPPONENTS</b>	<b>.241</b>	<b>162</b>	<b>5507</b>	<b>671</b>	<b>13262217</b>	<b>271</b>	<b>13</b>	<b>198</b>	<b>646</b>	<b>488</b>	<b>29</b>	<b>1528</b>	<b>131</b>	<b>24</b>	<b>.309</b>	<b>.403</b>	<b>.712</b>	<b>6100</b>	<b>17</b>	<b>24</b>	<b>62</b>	<b>112</b>	

### LONGEST RAIN DELAYS

#### AT EXHIBITION STADIUM

- 3:34 delay to start game vs. CLE, Aug. 2, 1987 (W 11-5)... Game started at 5:09 pm and ended at 7:55 pm (time of game-2:46).
- 3:18 delay to start game vs. BOS, Sept. 26, 1985 (L 4-1)...Game started at 1:53 pm and ended at 1:02 am (time of game-2:09).
- 3:16 delay in bottom of 5th inning vs. BOS, June 22, 1985 (L 5-3)...Game started at 1:39 pm and ended at 7:47 pm (time of game-2:25).
- 3:01 delay vs. BOS, June 17, 1984 (W 5-3)... 1:33 delay to start game and 1:28 delay at start of bottom of the 5th inning...Game started at 3:08 pm and ended 7:47 pm (time of game-2:48).

#### AT ROGERS CENTRE

- 0:26 delay on July 26, 2003 vs. the Chicago White Sox
- 0:14 delay on Aug. 10, 1991 vs. the Boston Red Sox

#### LONGEST RAIN DELAYS ON THE ROAD

- 3:47 delay in the 5th inning at CLE, April 10, 2009... Game started at 4:08 pm and ended at 11:20 pm.
- 3:32 delay to start the game at NYY, Aug. 22, 2013... Game started at 4:37 pm and ended at 7:44 pm.
- 3:05 delay to start game at CIN, June 8, 2003...Game started at 1:15 pm and ended at 3:37 pm.
- 2:41 delay to start game at COL, June 28, 2016 (W, 14-9)...Game started at 9:21 pm and ended at 1:30 am.

#### LATEST ENDING GAMES

- 1:30 am at COL, June 28, 2016 (time of game-3:51), W 14-9.
- 1:25 am at BAL, June 19, 1998 (time of game-5:49), L 7-4 in 15 innings.
- 1:06 am vs. LAA, April 10, 2021 (time of game-3:21), W 15-1...2:38 rain delay to start game.
- 1:06 am at BOS, May 3, 1996 (time of game-3:20), L 8-7...Suspended game after 6 innings, resumed next day.
- 1:05 am vs. NYY, Apr. 19, 2001 (at SkyDome, time of game-5:57), L 6-5 in 17 innings.
- 1:02 am vs. BOS, Sept. 26, 1985 vs. BOS (time of game-2:09), L 4-1...3:18 delay to start game.
- 1:02 am at BAL, Aug. 3, 1984 (time of game-2:45), W 5-2...2:07 rain delay in top of 4th inning.



## PITCHING

#	Player	T	W	L	ERA	G	GS	CG	SHO	GF	HLD	SV	SVO	IP	H	R	ER	HR	HB	BB	IBB	SO	AVG	WP	BK	GDP	BF
52	Bass, A	R	0	0	4.95	22	0	0	0	7	1	0	0	20.0	19	12	11	3	0	9	2	19	.247	1	0	1	88
40	Bassitt, C	R	16	8	3.60	33	33	1	1	0	0	0	0	200.0	176	88	80	28	12	59	2	186	.235	4	3	14	826
17	Berrios, J	R	11	12	3.65	32	32	0	0	0	0	0	0	189.2	173	82	77	25	9	52	3	184	.241	4	1	13	782
92	Cabrera, G	L	1	0	2.66	29	0	0	0	2	6	0	1	23.2	17	10	7	2	2	6	3	20	.195	1	0	1	96
90	Cimber, A	R	0	2	7.40	22	0	0	0	6	1	1	2	20.2	25	18	17	6	4	7	0	12	.301	0	0	4	95
28	Clement, E	R	0	0	9.00	1	0	0	0	1	0	0	0	1.0	3	1	1	0	1	0	0	0	.500	0	0	0	7
65	Danner, H	R	0	0	0.00	1	0	0	0	0	0	0	0	0.1	0	0	0	0	0	0	0	0	.000	0	0	0	1
44	Francis, B	R	1	0	1.73	20	0	0	0	11	1	1	1	36.1	22	7	5	1	8	0	35	.175	1	2	3	136	
93	Garcia, Y	R	3	4	4.09	73	0	0	0	16	19	3	7	66.0	67	35	30	8	6	15	1	79	.261	0	0	6	282
34	Gausman, K	R	12	9	3.16	31	31	0	0	0	0	0	0	185.0	163	72	65	19	3	55	0	237	.233	3	2	9	763
37	Green, C	R	3	0	5.25	12	0	0	0	2	2	0	0	12.0	12	10	7	1	0	4	1	16	.250	0	0	1	52
31	Hatch, T	R	0	0	4.26	6	0	0	0	4	0	0	0	6.1	10	5	3	0	0	5	0	10	.357	0	0	1	35
12	Hicks, J	R	2	3	2.63	25	0	0	0	10	7	4	4	24.0	18	9	7	2	1	8	1	22	.207	1	0	3	96
35	Jackson, J	R	3	1	2.12	25	0	0	0	10	1	0	0	29.2	18	8	7	4	1	9	2	27	.171	1	0	1	116
16	Kikuchi, Y	L	11	6	3.86	32	32	0	0	0	0	0	0	167.2	165	78	72	27	4	48	0	181	.255	7	0	16	700
6	Manoah, A	R	3	9	5.87	19	19	0	0	0	0	0	0	87.1	93	61	57	15	9	59	1	79	.269	3	3	7	415
58	Mayza, T	L	3	1	1.52	69	0	0	0	8	22	1	3	53.1	50	10	9	2	0	15	3	53	.251	1	0	7	215
46	Parsons, W	R	0	1	20.25	1	1	0	0	0	0	0	0	4.0	10	9	9	2	1	3	0	3	.455	2	0	0	26
24	Pearson, N	R	5	2	4.85	35	0	0	0	8	3	1	3	42.2	36	25	23	7	3	18	2	43	.226	5	0	2	182
56	Pop, Z	R	1	1	6.59	15	0	0	0	2	1	0	0	13.2	11	11	10	4	0	6	0	14	.220	1	0	2	56
33	Richards, T	R	2	1	4.95	56	3	0	0	6	11	0	2	72.2	63	41	40	13	2	35	3	105	.228	5	0	3	315
68	Romano, J	R	5	7	2.90	59	0	0	0	49	2	36	40	59.0	48	20	19	6	2	24	5	72	.218	0	1	3	248
99	Ryu, H	L	3	3	3.46	11	11	0	0	0	0	0	0	52.0	53	25	20	9	1	14	0	38	.257	1	0	4	224
50	Swanson, E	R	4	2	2.97	69	0	0	0	13	29	4	6	66.2	52	22	22	8	0	21	0	75	.217	0	0	8	262
57	Thornton, T	R	0	0	1.69	4	0	0	0	0	0	0	0	5.1	7	1	1	0	0	1	0	5	.333	0	0	2	22
45	White, M	R	0	1	7.11	10	0	0	0	6	0	0	0	12.2	15	11	10	2	0	7	0	13	.294	1	0	1	60
<b>TORONTO</b>			<b>89</b>	<b>73</b>	<b>3.78</b>	<b>162</b>	<b>162</b>	<b>1</b>	<b>15</b>	<b>161</b>	<b>106</b>	<b>51</b>	<b>69</b>	<b>1451.21326671</b>	<b>610</b>	<b>198</b>	<b>62</b>	<b>488</b>	<b>29</b>	<b>1528</b>	<b>.241</b>	<b>42</b>	<b>12</b>	<b>112</b>	<b>6100</b>		
<b>OPPONENTS</b>			<b>73</b>	<b>89</b>	<b>4.25</b>	<b>162</b>	<b>162</b>	<b>1</b>	<b>11</b>	<b>161</b>	<b>71</b>	<b>30</b>	<b>51</b>	<b>1443.11423746</b>	<b>682</b>	<b>188</b>	<b>69</b>	<b>550</b>	<b>14</b>	<b>1303</b>	<b>.256</b>	<b>55</b>	<b>9</b>	<b>129</b>	<b>6220</b>		

## SUSPENDED GAMES

The Blue Jays have played five suspended games in their history.

- 1) Aug. 28, 1980 vs. MIN (L 7-5 in 15 innings)...Game was suspended after 14 innings due to 5 pm Canadian National Exhibition curfew.
- 2) Sept. 17, 1980 at NYY (L 8-7 in 13 innings)...Game was completed the next day after the contest had been halted the night before with the Jays batting in the 10th inning.
- 3) May 3, 1996 at BOS (L 8-7)...Play was stopped at 1:06 am after 6 innings due to 1:00 am curfew...The game was completed the next day.
- 4) July 23, 2008 at BAL (W 5-1)...Contest was suspended in the 6th inning due to rain with the Jays leading by a score of 2-1...The game was continued the next day on July 24.
- 5) Aug. 15, 2020 vs. TB (L 2-3)...Game was delayed for 1:57 due to rain in the middle of the 4th with the contest tied at 1-1...The contest resumed the next afternoon as the start of a doubleheader.



# 2023 PRE ALL-STAR BREAK

## BATTING

#	Player	B	AVG	G	AB	R	H	TB	2B	3B	HR	RBI	BB	IBB	SO	SB	CS	OBP	SLG	OPS	PA	SAC	SF	HBP	GIDP
13	Belt, B	L	.246	61	195	26	48	82	16	0	6	20	36	1	87	0	0	.365	.421	.786	233	0	1	1	3
11	Bichette, B	R	.317	90	385	46	122	191	22	1	15	52	15	0	74	3	3	.346	.496	.842	402	0	0	2	9
8	Biggio, C	L	.197	57	142	22	28	54	5	0	7	18	11	0	48	2	2	.265	.380	.645	155	0	0	2	0
26	Chapman, M	R	.259	88	324	48	84	150	28	1	12	39	40	1	103	3	2	.344	.463	.807	369	0	2	3	2
28	Clement, E	R	.429	11	7	3	3	3	0	0	0	2	1	0	1	1	0	.444	.429	.873	9	0	1	0	0
5	Espinal, S	R	.218	45	119	18	26	35	6	0	1	11	12	0	17	2	1	.301	.294	.595	134	1	0	2	4
27	Guerrero Jr., V	R	.274	88	343	42	94	152	19	0	13	58	31	1	60	4	2	.344	.443	.787	384	0	3	7	13
55	Heineman, T	S	.313	9	16	1	5	6	1	0	0	0	4	0	5	0	0	.450	.375	.825	20	0	0	0	0
48	Horwitz, S	L	.250	3	8	1	2	2	0	0	0	1	2	0	3	0	0	.400	.250	.650	10	0	0	0	0
9	Jansen, D	R	.227	56	181	24	41	84	10	0	11	37	13	1	44	0	0	.282	.464	.746	195	0	0	1	2
39	Kiermaier, K	L	.269	74	219	34	59	92	11	5	4	19	18	0	49	10	0	.329	.420	.749	241	1	1	2	7
30	Kirk, A	R	.234	67	201	14	47	61	5	0	3	22	20	1	26	0	0	.317	.303	.620	227	0	1	5	9
38	Lukes, N	L	.200	24	20	4	4	7	1	0	0	2	3	0	7	0	0	.292	.350	.642	24	0	1	0	0
7	Luplow, J	R	.000	4	6	1	0	0	0	0	0	0	1	0	4	0	0	.143	.000	.143	7	0	0	0	0
15	Merrifield, W	R	.286	82	301	36	86	118	17	0	5	38	24	0	57	19	7	.342	.392	.734	330	0	2	3	9
4	Springer, G	R	.269	87	346	52	93	146	12	1	13	39	29	0	61	13	2	.330	.422	.752	379	0	1	3	12
25	Varsho, D	L	.214	89	318	38	68	117	13	0	12	30	27	0	79	11	3	.277	.368	.645	350	0	3	2	3

<b>TORONTO</b>	<b>.259</b>	<b>91</b>	<b>3131</b>	<b>410</b>	<b>810</b>	<b>1300</b>	<b>166</b>	<b>9</b>	<b>102</b>	<b>388</b>	<b>287</b>	<b>5</b>	<b>725</b>	<b>68</b>	<b>22</b>	<b>.326</b>	<b>.415</b>	<b>.741</b>	<b>3469</b>	<b>2</b>	<b>16</b>	<b>33</b>	<b>73</b>
<b>OPPONENT</b>	<b>.241</b>	<b>91</b>	<b>3083</b>	<b>376</b>	<b>742</b>	<b>1248</b>	<b>139</b>	<b>8</b>	<b>117</b>	<b>366</b>	<b>265</b>	<b>8</b>	<b>867</b>	<b>73</b>	<b>16</b>	<b>.307</b>	<b>.405</b>	<b>.712</b>	<b>3401</b>	<b>5</b>	<b>11</b>	<b>36</b>	<b>62</b>

## PITCHING

#	Player	T	W	L	ERA	G	GS	CG	SHO	GF	HLD	SV	SVO	IP	H	R	ER	HR	HB	BB	IBB	SO	AVG	WP	BK	GIDP
52	Bass, A	R	0	0	4.95	22	0	0	0	7	1	0	0	20.0	19	12	11	3	0	9	2	19	.247	1	0	1
40	Bassitt, C	R	8	5	4.19	19	1	1	0	0	0	0	0	109.2	99	58	51	18	10	36	0	102	.238	1	2	5
17	Berríos, J	R	8	6	3.50	18	18	0	0	0	0	0	0	108.0	94	45	42	13	6	29	0	101	.233	1	1	12
90	Cimber, A	R	0	2	7.40	22	0	0	0	6	1	1	2	20.2	25	18	17	6	4	7	0	12	.301	0	0	4
28	Clement, E	R	0	0	9.00	1	0	0	0	1	0	0	0	1.0	3	1	1	0	1	0	0	0	.500	0	0	0
44	Francis, B	R	1	0	2.63	6	0	0	0	2	1	0	0	13.2	11	4	4	3	0	4	0	12	.216	0	2	1
93	García, Y	R	3	3	4.66	40	0	0	0	10	9	1	3	36.2	42	21	19	5	2	10	1	45	.282	0	0	2
34	Gausman, K	R	7	5	3.03	19	19	0	0	0	0	0	0	115.2	102	44	39	9	2	29	0	153	.233	3	1	7
31	Hatch, T	R	0	0	2.25	5	0	0	0	3	0	0	0	4.0	5	2	1	0	0	4	0	8	.278	0	0	0
35	Jackson, J	R	1	0	1.29	5	0	0	0	1	0	0	0	7.0	3	1	1	1	0	2	0	6	.125	0	0	0
16	Kikuchi, Y	L	7	3	4.24	18	18	0	0	0	0	0	0	93.1	93	45	44	22	1	27	0	96	.257	5	0	5
6	Manoah, A	R	2	7	5.91	14	14	0	0	0	0	0	0	64.0	73	46	42	11	5	42	0	56	.283	3	3	6
58	Mayza, T	L	1	1	1.17	41	0	0	0	6	11	1	1	30.2	28	5	4	0	0	5	0	32	.243	0	0	4
24	Pearson, N	R	5	1	3.69	25	0	0	0	5	1	1	2	31.2	26	15	13	4	2	8	2	32	.220	3	0	1
56	Pop, Z	R	1	1	6.59	15	0	0	0	2	1	0	0	13.2	11	11	10	4	0	14	0	220	1	0	2	
33	Richards, T	R	0	1	3.02	30	3	0	0	3	4	0	0	44.2	32	16	15	7	2	17	0	67	.196	1	0	3
68	Romano, J	R	4	4	2.87	39	0	0	0	33	1	26	29	37.2	31	12	12	4	1	11	3	48	.217	0	1	1
50	Swanson, E	R	2	2	3.16	42	0	0	0	7	21	1	2	42.2	27	15	15	6	0	15	0	48	.181	0	0	5
57	Thornton, T	R	0	0	1.69	4	0	0	0	0	0	0	0	5.1	7	1	1	0	0	1	0	5	.333	0	0	2
45	White, M	R	0	0	3.72	7	0	0	0	4	0	0	0	9.2	11	4	4	1	0	3	0	11	.282	1	0	1

<b>TORONTO</b>	<b>50</b>	<b>41</b>	<b>3.85</b>	<b>91</b>	<b>91</b>	<b>1</b>	<b>10</b>	<b>90</b>	<b>51</b>	<b>31</b>	<b>39</b>	<b>809.2</b>	<b>742</b>	<b>376</b>	<b>346</b>	<b>117</b>	<b>36</b>	<b>265</b>	<b>8</b>	<b>867</b>	<b>.241</b>	<b>20</b>	<b>10</b>	<b>62</b>
----------------	-----------	-----------	-------------	-----------	-----------	----------	-----------	-----------	-----------	-----------	-----------	--------------	------------	------------	------------	------------	-----------	------------	----------	------------	-------------	-----------	-----------	-----------

BIOGRAPHIES

LAST SEASON

HISTORY

RECORDS

OPPONENTS

PLAYER DEV.

MEDIA & MISC.



# 2023 POST ALL-STAR BREAK

## BATTING

#	Player	B	AVG	G	AB	R	H	TB	2B	3B	HR	RBI	BB	IBB	SO	SB	CS	OBP	SLG	OPS	PA	SAC	SF	HBP	GIDP
13	Belt, B	L	.264	42	144	27	38	94	7	0	13	23	25	0	54	0	0	.374	.583	.957	171	0	1	1	2
11	Bichette, B	R	.285	45	186	23	53	80	8	2	5	21	12	0	41	2	0	.327	.430	.757	199	0	1	0	5
8	Biggio, C	L	.272	54	147	32	40	53	7	0	2	22	29	0	40	3	0	.404	.361	.765	183	0	2	5	0
26	Chapman, M	R	.205	52	185	18	38	66	11	1	5	15	22	0	62	1	0	.307	.357	.664	212	0	0	5	2
28	Clement, E	R	.372	18	43	4	16	22	1	1	1	8	0	0	3	0	0	.372	.512	.884	43	0	0	0	0
10	DeJong, P	R	.068	13	44	1	3	3	0	0	0	1	0	0	18	0	0	.068	.068	.136	44	0	0	0	1
31	Eden, C	R	.167	5	6	1	1	1	0	0	0	0	0	0	2	0	0	.167	.167	.334	6	0	0	0	0
5	Espinal, S	R	.279	48	111	12	31	42	8	0	1	14	6	1	19	0	0	.319	.378	.697	120	1	1	1	1
27	Guerrero Jr., V	R	.251	68	259	36	65	115	11	0	13	36	36	4	40	1	1	.346	.444	.790	298	0	1	2	10
55	Heineman, T	S	.231	10	13	3	3	5	0	1	0	3	3	0	2	0	0	.412	.385	.797	17	0	0	1	0
48	Horwitz, S	L	.258	12	31	4	8	13	2	0	1	6	2	0	9	0	0	.324	.419	.743	34	0	0	1	1
9	Jansen, D	R	.230	30	87	14	20	43	5	0	6	16	10	0	18	0	0	.368	.494	.862	106	0	0	9	1
39	Kiermaier, K	L	.258	55	151	24	39	63	10	1	4	17	11	0	37	4	1	.311	.417	.728	167	0	3	2	2
30	Kirk, A	R	.269	56	171	20	46	72	11	0	5	21	22	0	19	0	0	.354	.421	.775	195	0	1	1	12
38	Lukes, N	L	.167	5	6	0	1	1	0	0	0	0	1	0	2	0	0	.286	.167	.453	7	0	0	0	1
7	Luplow, J	R	.375	3	8	0	3	3	0	0	0	1	2	1	4	0	0	.500	.375	.875	10	0	0	0	0
10	McCoy, M	R	.000	6	1	2	0	0	0	0	0	0	0	0	1	0	0	.000	.000	.000	1	0	0	0	0
15	Merrifield, W	R	.256	63	246	30	63	91	10	0	6	29	12	2	44	7	3	.286	.370	.656	262	0	4	0	6
36	Schneider, D	R	.276	35	116	23	32	70	12	1	8	20	21	0	43	1	0	.404	.603	.007	141	0	0	4	2
4	Springer, G	R	.243	67	267	35	65	102	13	0	8	33	31	1	64	7	3	.325	.382	.707	304	0	2	2	8
25	Varsho, D	L	.230	69	209	27	48	88	10	3	8	31	18	0	56	5	4	.297	.421	.718	231	1	0	2	2
<b>TORONTO</b>			<b>.252</b>	<b>71</b>	<b>2431</b>	<b>336</b>	<b>613</b>	<b>1017</b>	<b>126</b>	<b>10</b>	<b>86</b>	<b>317</b>	<b>263</b>	<b>9</b>	<b>578</b>	<b>31</b>	<b>12</b>	<b>.332</b>	<b>.418</b>	<b>.750</b>	<b>2751</b>	<b>2</b>	<b>16</b>	<b>36</b>	<b>56</b>
<b>OPPONENT</b>			<b>.241</b>	<b>71</b>	<b>2424</b>	<b>295</b>	<b>584</b>	<b>969</b>	<b>132</b>	<b>5</b>	<b>81</b>	<b>280</b>	<b>223</b>	<b>21</b>	<b>661</b>	<b>58</b>	<b>8</b>	<b>.310</b>	<b>.400</b>	<b>.710</b>	<b>2699</b>	<b>12</b>	<b>13</b>	<b>26</b>	<b>50</b>

## PITCHING

#	Player	T	W	L	ERA	G	GS	CG	SHO	GF	HLD	SV	SVO	IP	H	R	ER	HR	HB	BB	IBB	SO	AVG	WP	BK	GIDP
40	Bassitt, C	R	8	3	2.89	14	14	0	0	0	0	0	0	90.1	77	30	29	10	2	23	2	84	.231	3	1	9
17	Berrios, J	R	3	6	3.86	14	14	0	0	0	0	0	0	81.2	79	37	35	12	3	23	3	83	.252	3	0	1
92	Cabrera, G	L	1	0	2.66	29	0	0	0	2	6	0	1	23.2	17	10	7	2	2	6	3	20	.195	1	0	1
65	Danner, H	R	0	0	0.00	1	0	0	0	0	0	0	0	0.1	0	0	0	0	0	0	0	0	.000	0	0	0
44	Francis, B	R	0	0	1.19	14	0	0	0	9	0	1	1	22.2	11	3	3	2	1	4	0	23	.147	1	0	2
93	García, Y	R	0	1	3.38	33	0	0	0	6	10	2	4	29.1	25	14	11	3	4	5	0	34	.233	0	0	4
34	Gausman, K	R	5	4	3.38	12	12	0	0	0	0	0	0	69.1	61	28	26	10	1	26	0	84	.230	0	1	2
37	Green, C	R	3	0	5.25	12	0	0	0	2	2	0	0	12.0	12	10	7	1	0	4	1	16	.250	0	0	1
31	Hatch, T	R	0	0	7.71	1	0	0	0	1	0	0	0	2.1	5	3	2	0	0	1	0	2	.500	0	0	1
12	Hicks, J	R	2	3	2.63	25	0	0	0	10	7	4	4	24.0	18	9	7	2	1	8	1	22	.207	1	0	3
35	Jackson, J	R	2	1	2.38	20	0	0	0	9	1	0	0	22.2	15	7	6	3	3	7	2	21	.185	1	0	1
16	Kikuchi, Y	L	4	3	3.39	14	14	0	0	0	0	0	0	74.1	72	33	28	5	3	21	0	85	.254	2	0	11
6	Manoah, A	R	1	2	5.79	5	5	0	0	0	0	0	0	23.1	20	15	15	4	4	17	1	23	.227	0	0	1
58	Mayza, T	L	2	0	1.99	28	0	0	0	2	11	0	2	22.2	22	5	5	2	0	10	3	21	.262	1	0	3
46	Parsons, W	R	0	1	20.25	1	1	0	0	0	0	0	0	4.0	10	9	9	2	1	3	0	3	.455	2	0	0
24	Pearson, N	R	0	1	8.18	10	0	0	0	3	2	0	1	11.0	10	10	10	3	1	10	0	11	.244	2	0	1
33	Richards, T	R	2	0	8.04	26	0	0	0	3	7	0	2	28.0	31	25	25	6	0	18	3	38	.274	4	0	0
68	Romano, J	R	1	3	2.95	20	0	0	0	16	1	10	11	21.1	17	8	7	2	1	13	2	24	.221	0	0	2
99	Ryu, H	L	3	3	3.46	11	11	0	0	0	0	0	0	52.0	53	25	20	9	1	14	0	38	.257	1	0	4
50	Swanson, E	R	2	0	2.63	27	0	0	0	6	8	3	0	4.0	25	7	7	2	0	6	0	27	.275	0	0	3
45	White, M	R	0	1	18.00	3	0	0	0	2	2	0	0	3.0	4	7	6	1	0	4	0	2	.333	0	0	0
<b>TORONTO</b>			<b>39</b>	<b>32</b>	<b>3.70</b>	<b>71</b>	<b>71</b>	<b>0</b>	<b>5</b>	<b>71</b>	<b>55</b>	<b>20</b>	<b>30</b>	<b>642.0</b>	<b>584</b>	<b>295</b>	<b>264</b>	<b>81</b>	<b>26</b>	<b>223</b>	<b>21</b>	<b>661</b>	<b>.241</b>	<b>22</b>	<b>2</b>	<b>50</b>

BIographies

LAST SEASON

HISTORY

RECORDS

OPPONENTS

PLAYER DEV.

MEDIA & MISC.



# 2023 MISCELLANEOUS STATISTICS

BIOGRAPHIES

LAST SEASON

HISTORY

RECORDS

OPPONENTS

PLAYER DEV.

MEDIA & MISC.



	HOME		ROAD		TOTALS	
	W	L	W	L	W	L
vs. Baltimore Orioles	1	6	2	4	3	10
vs. Boston Red Sox	3	3	3	4	6	7
vs. New York Yankees	2	5	4	2	6	7
vs. Tampa Bay Rays	3	3	3	4	6	7
<b>TOTALS VS. AL EAST</b>	<b>9</b>	<b>17</b>	<b>12</b>	<b>14</b>	<b>21</b>	<b>31</b>
vs. Cleveland Guardians	1	2	2	2	3	4
vs. Chicago White Sox	3	0	3	0	6	0
vs. Detroit Tigers	2	1	2	1	4	2
vs. Kansas City Royals	3	0	3	1	6	1
vs. Minnesota Twins	1	2	2	1	3	3
<b>TOTALS VS. AL CENTRAL</b>	<b>10</b>	<b>5</b>	<b>12</b>	<b>5</b>	<b>22</b>	<b>10</b>
vs. Houston Astros	3	1	1	2	4	3
vs. Los Angeles Angels	2	1	2	1	4	2
vs. Oakland Athletics	2	1	2	1	4	2
vs. Seattle Mariners	2	1	2	3	3	3
vs. Texas Rangers	0	4	1	2	1	6
<b>TOTALS VS. AL WEST</b>	<b>9</b>	<b>8</b>	<b>7</b>	<b>8</b>	<b>16</b>	<b>16</b>
<b>TOTALS VS. AL</b>	<b>28</b>	<b>30</b>	<b>31</b>	<b>27</b>	<b>59</b>	<b>57</b>
vs. Atlanta Braves	3	0	0	0	3	0
vs. Miami Marlins	0	0	2	1	2	1
vs. New York Mets	0	0	3	0	3	0
vs. Philadelphia Phillies	1	1	0	2	1	3
vs. Washington Nationals	2	2	0	0	2	1
<b>TOTALS VS. NL EAST</b>	<b>6</b>	<b>2</b>	<b>5</b>	<b>3</b>	<b>11</b>	<b>5</b>
vs. Chicago Cubs	1	2	0	0	1	2
vs. Cincinnati Reds	0	0	2	1	2	1
vs. Milwaukee Brewers	2	1	0	0	2	1
vs. Pittsburgh Pirates	0	0	3	0	3	0
vs. St. Louis Cardinals	0	0	1	2	1	2
<b>TOTALS VS. NL CENTRAL</b>	<b>3</b>	<b>3</b>	<b>6</b>	<b>3</b>	<b>9</b>	<b>6</b>
vs. Arizona Diamondbacks	3	0	0	0	3	0
vs. Colorado Rockies	0	0	2	1	2	1
vs. Los Angeles Dodgers	0	0	2	1	2	1
vs. San Diego Padres	1	2	0	0	1	2
vs. San Francisco Giants	2	1	0	0	2	1
<b>TOTALS VS. NL WEST</b>	<b>6</b>	<b>3</b>	<b>4</b>	<b>2</b>	<b>10</b>	<b>5</b>
<b>TOTALS VS. NL</b>	<b>15</b>	<b>8</b>	<b>15</b>	<b>8</b>	<b>30</b>	<b>16</b>
<b>OVERALL TOTALS</b>	<b>43</b>	<b>38</b>	<b>46</b>	<b>35</b>	<b>89</b>	<b>73</b>

## DOUBLEHEADERS

HOME	WON 0 LOST 0 SPLIT 0
ROAD	WON 1 LOST 0 SPLIT 0

## ATTENDANCE

HOME	3,021,904 (81 DATES) 37,307 AVG
ROAD	2,308,084 (80 DATES) 28,851 AVG

## TOR OPP.

Double Plays	125	129
Triple Plays	0	0
Left On Base	1,170	1,100
Solo HR	117	111
Two-Run HR	51	62
Three-Run HR	18	18
Grand Slam HR	2	7
Home Runs (Home)	85	99
Home Runs (Away)	103	99

## HOME ROAD TOTALS

	HOME		ROAD		TOTALS	
	W	L	W	L	W	L
Shutouts	9	6	6	5	15	11
SHO - Individual	1	0	0	0	1	0
Extra Innings	4	7	6	2	10	9
One-Run Decisions	12	8	13	12	25	20
Two-Run Decisions	14	16	20	19	34	35
vs. LH Starters	9	8	11	7	20	15
vs. RH Starters	34	29	35	29	69	58
Grass Fields	0	0	40	28	40	28
Artificial Fields	43	38	6	7	49	45
Day Games	20	13	18	14	38	27
Night Games	23	25	28	21	51	46

## WON LOST

Starters	56	49
Relievers	33	24
Streaks	6	5

## HOW LONG DID IT TAKE

### LONGEST OFFICIAL GAME

HOME 6:37-Aug. 10, 2014 vs. Detroit (19 inn.)  
ROAD 6:00-Sept. 5, 2017 at Boston (19 inn.)

### SHORTEST OFFICIAL GAME

1:04-Sept. 15, 1977 vs. Baltimore (forfeit, 4.5 inn.)

### LONGEST NINE-INNING GAME

HOME 4:15-April 11, 1988 vs. New York  
ROAD 4:23-Sept. 6, 2020 at Boston

### SHORTEST NINE-INNING GAME

ROAD 1:39-June 16/77 vs. Detroit  
HOME 1:33-Sept. 28/82 (GM1) vs. Minnesota





# ***TORONTO BLUE JAYS HISTORY***

---

**JOSÉ BAUTISTA**

# HISTORY OF THE TORONTO BLUE JAYS<sup>SM</sup>



**1977 – First Pitch:** On April 7, 1977, 44,649 fans brave snow and freezing temperatures as the Blue Jays play their first ever regular season game, a 9-5 win over the Chicago White Sox at Exhibition Stadium.

## 1970s

The City of Toronto was awarded a franchise in the American League on March 26, 1976 and named Peter Bavasi Executive Vice-President and General Manager on June 18. On August 12, the “Blue Jays” were selected by Directors from over 4,000 names and 30,000 entries in a “Name the Team” contest. Roy Hartsfield became the first on-field Manager and catcher Phil Roof was purchased from the Chicago White Sox, becoming the first player in franchise history.

On March 11, 1977, the Blue Jays played their first spring training game, defeating the New York Mets in Dunedin, Florida, by a 3-1 score. On April 7, 1977, 44,649 fans braved snow and freezing temperatures as the Blue Jays won their first ever regular season game, 9-5, over the Chicago White Sox. Doug Ault became an instant hero, hitting two home runs in the contest. Their inaugural season included a 19-3 win over the Yankees, with Roy Howell collecting nine RBI, while the season total home attendance of 1,701,052 set a record for a first-year expansion club.



**Bell/Moseby/Barfield:** George Bell, Lloyd Moseby and Jesse Barfield played together in Toronto’s outfield for six straight seasons from 1984-1989

Over the next two seasons, in 1978 and 1979, the Blue Jays saw several firsts. Jim Clancy got the 4-2 victory in front of 44,327 fans on April 22, 1978, which is marked by the pitcher starting the first triple play in franchise history. On June 26, 1978, the Blue Jays exploded for a franchise-high 24 runs. Bobby Mattick became the team’s second Manager on October 18, 1979. For his performance in 1979, SS Alfredo Griffin was named co-winner of the AL Rookie of the Year Award. From December 2-7, Toronto played host to the Winter Meetings, the first held outside the United States.

## 1980s

The 1980’s represented a new phase for the franchise, as the club rose from an expansion team to a formidable AL East contender by the end of the decade. In 1980, still in the early years, the club set a franchise record with 67 victories while pushing attendance past six million, an expansion record. Field manager Bobby Cox took over the reins in 1982 and led the club to new heights in his four years as Manager. 1982 saw the team climb out of the basement for the first time in its history, winning 78 games to finish in a tie for 6th with Cleveland.

1983 marked a significant time as the Blue Jays finished over .500 for the first time in franchise history with an 89-73 record, good for 4th place and only nine games out of first. Notable performances included the first 100 RBI season by a Blue Jay (Willie Upshaw) and first 100-run season (Lloyd Moseby). The Blue Jays became only the second team in league history to win Player of the Week honours in three consecutive weeks, when Luis Leal, Dave Stieb, and Lloyd Moseby turned the trick in May. The enthusiasm for the club continued to build as a record 9,104 season tickets were sold for the 1984 season. Fans saw their club march up the standings for a second-place finish at 89-73, solidifying their position as AL East contenders. Over the course of the season, the Blue Jays claimed 19 one-run contests in a row, while Cliff Johnson set a then Major League record mark for pinch-hit home runs with his 19th career shot. All of this was witnessed by 2,110,009 fans, which put the Blue Jays in elite company as just the 18th franchise to top two million fans in a season.

## PLAYOFF BOUND:

The ascent to AL East Champions was complete in 1985. On the second to last day of the regular season, the Blue Jays defeated the New York Yankees by a 5-1 score to secure their first postseason berth. During the 1985 season a Blue Jays ticket was a hot commodity. On July 27, the club saw average attendance top 30,000 per game for the first time. 47,686 fans showed up for an October 4th contest vs. New York to set a single game mark, while final attendance reaches a new high of 2,468,925. Season ticket sales are capped at 11,500.

The Blue Jays’ first foray into the playoffs provided lots of drama and some solid learning experiences for future





**George Bell MVP:** George Bell cemented himself as the AL's best, posting a .308 average with 47 home runs and 134 RBI to earn MVP honours. He is one of two players in franchise history to win the award (Joh Donaldson - 2015).

years. Jumping out to 2-0 and 3-1 series leads vs. the AL West Champion Kansas City Royals, it appeared inevitable that the Blue Jays would make their first World Series appearance. Unfortunately, the Kansas City Royals had other ideas, coming from behind to become only the 5th club in Major League history to win a series after trailing 3-1. George Brett led the way, collecting several key hits while Jim Sundberg delivered the decisive blow off Blue Jays ace Dave Stieb, with a bases-clearing, wind-assisted triple off the top of the right-field fence in Game 7.

Heading into 1986, season tickets were capped at 14,000 as the club celebrated its 10th anniversary. On July 10, INF Darnaso Garcia became the first player to record 1,000 hits in a Blue Jays uniform, while RHP Jim Clancy became the first to win 100 games for the franchise. SS Tony Fernandez became the first to record 200 hits in a season and RF Jesse Barfield earned the franchise its first Gold Glove award. The Blue Jays dropped to 4th place in the East with an 86-76 record, as Jimmy Williams took over as team manager.

**MVP:**

George Bell cemented himself as the AL's best, posting a .308 average with 47 home runs and 134 RBI to earn the honour as AL MVP in 1987. He became the first Blue Jay ever selected by fans to appear in an All-Star Game. The Blue Jays set several club marks, including a 10-home run game vs. Baltimore on September 14, with Ernie Whitt belting three. A franchise record 11-game winning streak began on June 2, while attendance soared to 2,778,429, an all-time high for any AL East club. On Canada Day, a single-game record 47,828 fans packed their way into Exhibition Stadium in a contest vs. the New York Yankees. The season ended in shocking fashion as a 3.5 game lead was lost in the final week with seven consecutive losses. Four of the losses came to eventual champions, Detroit, all of them by one run, including two in extra innings. On the season's final day, LHP Jimmy Key lost a 1-0

battle to Frank Tanana with the lone run coming from a wall-scraping home run to left field by OF Larry Herndon in the 2nd inning. Key injuries to C Ernie Whitt and SS Tony Fernandez down the stretch proved to be too much to overcome.


A 3rd place finish in 1988 (87-75) was highlighted by some individual accomplishments. George Bell began the season the same way he left off his 1987 MVP campaign, becoming the first player in Major League history to hit three home runs on Opening Day and the only player over the course of the season to earn two Player of the Week awards. Dave Stieb continued his dominance of AL hitters, flirting with no-hitters on three occasions, all three one-hitters, including back-to-back one-hitters on Sept. 24 and 30. Incredibly, both games saw him lose the no-hitter with two outs in the 9th inning.

**A SIGNIFICANT CHANGE:**

The 1989 season began with the naming of Paul Beeston as President on January 10. On May 15, with the team sitting at 12-24, Manager Jimmy Williams was replaced by Cito Gaston on an interim basis. On May 28, the Blue Jays played their final game at Exhibition Stadium, defeating the White Sox, 7-5. The team moved into the SkyDome and capped season tickets at 26,000. The SkyDome opened on June 5 with a 5-3 loss to the Milwaukee Brewers. 49,501 watched the Blue Jays on September 16, setting a new single-season record for home attendance. The Blue Jays went on to post a 77-49 record under Cito Gaston and clinched their second division title. Dave Stieb posted two more one-hitters, and came within one out of a perfect game vs. New York on August 4, when Roberto Kelly broke up the bid with a double.

**BEEN HERE BEFORE:**

For the second time in five seasons, the Blue Jays were East Division Champions and fell in the Divisional Series, this time to the AL West Champion Oakland Athletics. The Blue Jays were no match for Rickey Henderson, who batted .400 in the series with a 1.609 OPS and a LCS record eight stolen bases in the five-game series. They were outscored, 31-16, with the Blue Jays only victory coming in Game 3 behind Jimmy Key.



**1990s**

The Toronto Blue Jays entered the 90's as an established contender, looking to build on regular season performances that had yet to yield playoff success. With the state-of-the-art SkyDome now their home, it was time to see this vision become reality.

In the first full season at SkyDome, and the first full season under Cito Gaston, the club came up just short of a post-season berth, finishing two games behind the Red Sox with an 86-76 record. The team set a Major League attendance record by passing the Dodgers' 1982 mark on September 19. Dave Stewart tossed SkyDome's first no-hitter on June 29 while pitching for the Oakland A's.

**AND THEN HE WAS PERFECT:**

On September 2, 1990, Dave Stieb accomplished what had appeared so elusive in his career, tossing his first and only no-hitter vs. the Cleveland Indians. Jerry Browne lined out to right fielder Junior Felix to end the contest.

In December of 1990, the Blue Jays cemented a deal that changed the fortunes of the club, acquiring future Hall of Famer 2B Roberto Alomar and OF Joe Carter from San Diego in exchange for SS Tony Fernandez and 1B Fred McGriff. Another attendance mark was set

**Stieb No-Hitter:** On Sept. 2, 1990 vs. Cleveland, Dave Stieb tossed the only no-hitter in Blue Jay history.







**Joe Carter – 1993:** *The Blue Jays won their 2nd consecutive World Series title after Joe Carter hit a walk-off home run in Game 6 vs. the Phillies to help Toronto capture the series.*

and the four-million fan barrier was broken as 4,001,526 saw the Blue Jays return to the postseason by winning the AL East with a 91-71 record. Tom Henke set a then record for consecutive saves with 25. On May 1 in Texas, Nolan Ryan no-hit the Blue Jays for his 7th and final no-hitter. Chosen to host their first All-Star Game. 52,382 fans packed the Sky-Dome to see Jimmy Key pick up the win for the home side.

### THIRD TIME IS A CHARM:

The AL West Champion Minnesota Twins awaited the Blue Jays in the AL Championship Series. The Blue Jays came home to Toronto with a 1-1 series split, primed to make their first World Series appearance. Unfortunately, an 11-inning heartbreaker turned the series as Mike Pagliarulo homered off Mike Timlin to put the Blue Jays down, 2-1. In Game 5, the Twins finished off the series by scoring three runs in the 8th inning, winning, 8-5, and sending the Blue Jays home early once again.

Newly acquired Jack Morris led the Blue Jays into the 1992 season by making his Major League record 13th consecutive Opening Day start. He tossed a complete game in a 4-2 win in Detroit. The Blue Jays set a Major League attendance record again in 1992 with 4,028,318 fans and clinched their fourth playoff berth on October 3. Dave Winfield set a Blue Jays mark with 23 home runs as a DH while becoming the oldest player to register 100 or more RBI in a season.

### TIME TO CELEBRATE:

An old foe awaited Toronto in the 1992 Championship series in the Oakland Athletics, a team very similar to the club that handled the Blue Jays just two seasons earlier in the playoffs. The Blue Jays split the first two games at home before heading to Oakland for Games 4, 5, and 6. Juan Guzman gave the Blue Jays a 2-1 series lead before a dramatic Game 4 became the catalyst for the Blue Jays' first ever World Series appearance. In Game 4 at the Coliseum, the Blue Jays found themselves down 5-1 after three and 6-1 heading into the 8th inning. They came within striking distance with a three-run 8th inning before Dennis Eckersley, one of the league's best closers, attempted to close out the game in the 9th. With a man on, Roberto Alomar delivered one of the biggest hits in franchise history, belting a game-tying two-run home run to right field. The Blue Jays went on to win, 7-6, in 11 innings and then took the series in six games.

More drama ensued in the Blue Jays' first World Series appearance, facing perennial playoff club, the Atlanta Braves. After dropping the first contest, Game 2 saw backup C/INF Ed Sprague propel the Blue Jays to their first ever World Series win with a pinch-hit, two-run home run off Jeff Reardon in a 5-4 win. Game 3, the first World Series game played outside of the US, was noteworthy for 'the catch' made by Devon White in the 4th inning, resulting in a near triple play. That was key in keeping the score tied at 2-2 in the 9th inning. Candy Maldonado drove in Roberto Alomar for the game-winner and a 2-1 series lead. After a 2-1 win in Game 4, the Blue Jays were unable to close the series out at home. Toronto needed one more dramatic at-bat to bring the World Series to Canada. Tied, 2-2, in the 11th inning of Game 6, Dave Winfield doubled down the left-field line to drive in two runs. When Mike Timlin tossed an Otis Nixon bunt to Joe Carter, the long journey to World Series Champions had concluded.

In 1993, a record-tying seven Blue Jays were selected to the All-Star team (Alomar, Carter, Hentgen, Molitor, Olerud, Ward, White). John Olerud flirted with a .400 average, going as late as August 2 at the .400 mark, and eventually became the first Blue Jay to win a batting title. In fact, the top three spots at season's end belonged to the Blue Jays (Olerud – .363, Molitor – .332, Alomar – .326), the first time in 100 years this had occurred. The Blue Jays won the AL East again, and on July 31, they acquired OF Rickey Henderson to propel them into another postseason run.

In the 1993 AL Championship Series, the Blue Jays and Chicago White Sox each won two games on opposition soil before the Blue Jays reversed the trend and took Game 5 at SkyDome. In all six games, the team that scored first won the contest. Roberto Alomar once again led the way with a .316 average, including reaching base in all five plate appearances in Game 5. Dave Stewart closed out the series, moving to 8-0 in ALCS play with a 6-3 victory.

In a highly entertaining series, the Blue Jays brought back-to-back championships to Canada, defeating the Philadelphia Phillies in six games. The series was highlighted by a classic Game 4 contest in Philadelphia on October 20 that saw the Blue Jays overcome 12-7 and 14-9 deficits with a six-run 8th inning. 10 men came to the plate in the 8th, with Devon White tying the contest with a two-out RBI triple. Rickey Henderson provided the game-winning hit in a contest that took four hours and 14 minutes to play. In Game 6 in Toronto, the Blue Jays trailed the Phillies, 6-5, entering the bottom of the 9th. Phillies closer Mitch Williams allowed a walk to Henderson and a one-out single to Molitor before Joe Carter ended the series with a three-run home run to left field. The,



"Touch 'em all, Joe! You'll never hit a bigger home run in your life," quote was made famous by longtime Blue Jays announcer Tom Cheek.

The 1994 season ended prematurely on August 12 as a player strike began. It did not end until late April of 1995. The Blue Jays did not return to the postseason during the balance of the 90's, finishing as high as 3rd in 1998 and 1999. Paul Beeston was named Canada's Baseball Man of the Year in 1994, while Howard Starkman picked up the Robert O. Fishel award for Public Relations Excellence in 1996. The Blue Jays opened their 20th season in Las Vegas vs. Oakland, a season where Pat Hentgen began a string of three successive Blue Jays CY Young award winners, with Roger Clemens winning in 1997 and 1998.



**Carlos Delgado:** *The first baseman played with the Blue Jays for 12 seasons, from 1993-2004. He is the all-time club leader in many offensive categories, including runs (889), doubles (343), home runs (336), RBI (1,058) and walks (827).*

**EXCELLENCE IS MEASURED:**

The Blue Jays honoured George Bell and Dave Stieb by unveiling their names as the first on the Level of Excellence. Over the years, only the most prominent Blue Jays will see their names on the outfield facade.

Joe Carter and Cito Gaston were added in 1999.

Cito Gaston ended a glorious run with the club after being relieved of his duties on September 24, 1997. During his tenure, the club won three divisional titles and two World Series.

Interleague Play began in 1997 with the Blue Jays playing the Montreal Expos in the regular season for the first time. The decade closed out with some significant accomplishments after Gord Ash assumed the role of General Manager in 1998. The same year, Tony Fernandez became the all-time hits leader and Roger Clemens became just the 11th pitcher in MLB history to record 3,000 strikeouts. Shawn Green became the first Blue Jay to post 30 home runs and 30 stolen bases in 1998. Pat Hentgen became the 4th Blue Jay to win 100 games and Billy Koch posted his 31st save in 1999 to set a then AL rookie record.

**2000s:**

Rogers Communications assumed control of the franchise in September of 2000. During the summer of the same year, the Blue Jays put on a

**Halladay 2003 Cy Young:** *Roy Halladay became the third Blue Jay to win a Cy Young Award in 2003, joining Pat Hentgen (1996) and Rogers Clemens (1997-1998). Halladay is the all-time club leader in winning % (.661) while ranking 2nd in wins (148), shutouts (15) and strikeouts (1,495).*



**Ted Rogers:** *In September of 2000, local ownership returned to the Toronto Blue Jays as Rogers Communications Inc. purchased 80% control of the franchise.*


power display, becoming the first Major League team to have four players with 20 or more home runs before the All-Star break (Delgado, Batista, Mondesi, Cruz). The 134 home runs at home set a new AL mark and the 244 total home runs set a new franchise record. Carlos Delgado was named Sporting News Player of the Year.

The 2001 campaign saw the club open the season with one game vs. the Texas Rangers in Puerto Rico. Raul Mondesi pulled off the first straight steal of home in franchise history and Carlos Delgado assumed the franchise lead in home runs, passing Joe Carter. Jeff Frye hit for the cycle on August 17, joining Kelly Gruber as the only Blue Jays to accomplish the feat.

Carlos Delgado's team-record streak of 432 consecutive games played came to an end on August 4, 2002. Pat Gillick was enshrined on the Level of Excellence on August 7, 2002. The 2002 campaign came to a close with Eric Hinske named AL Rookie of the Year.

On June 15, 2003, Reed Johnson became only the fourth player in MLB history to hit a leadoff and walk-off home run in the same game. Roy Halladay won 15 straight decisions in 2003 on his way to a club-record 22 wins and a Cy Young award.

On September 2, 2003, Carlos Delgado banged out four home runs to become the 15th player in MLB history to accomplish the feat. Legendary broadcaster Tom Cheek had his streak of 4,306 consecutive games come to an end after the sudden passing of his father on June 3, 2004. Later in the season, Cheek was enshrined on the Level of Excellence.



Manager Carlos Tosca was relieved of his duties on August 8, 2004 and replaced by John Gibbons. The final day of the season was overshadowed by the sudden passing of longtime Blue Jay and current broadcaster John Cerutti.

Vernon Wells picked up a Gold Glove Award in 2004 and again in 2005. On April 4, 2005, Tom Cheek called back-to-back home runs by Orlando Hudson and Vernon Wells in his last game as a Blue Jays broadcaster; he later passed away on October 9, 2005.

After key signings of A.J. Burnett and B.J. Ryan in 2006, the team went on to post its best record of the decade, finishing in 2nd place with an 87-75 record. It marked the first time the Blue Jays placed higher than 3rd since the World Series winning clubs in 1992 and 1993. They saw five players go to the All-Star Game (Halladay, Ryan, Wells, Glaus, Rios).

The Blue Jays signed free agent Frank Thomas to a two-year contract in 2007. On June 28 in Minnesota, he became just the 21st player in MLB history to hit 500 career home runs, accomplishing the feat with a 1st inning home run off Carlos Silva.

Cito Gaston made his return to the dugout as he replaced John Gibbons as Manager with the team holding a 35-39 record. Gaston led the club to a 10-game winning streak in September, finishing with a 51-37 record the rest of the way in 2008. He was rewarded with a two-year contract following the season.

General Manager JP Ricciardi was replaced following the 2009 season by assistant Alex Anthopoulos on October 3. Aaron Hill and Adam Lind had stellar offensive seasons, earning both players a Silver Slugger Award. Hill also was named Comeback Player of the Year, while Lind was recognized as the AL's best Designated Hitter, picking up the Edgar Martinez Award.

## 2010s

In 2010, Jose Bautista won the Hank Aaron award and a Silver Slugger award, after setting a club mark with 54 home runs. He became just the 16th player in MLB history to record 54 home runs and the 7th player to post 50 home runs, 30 doubles, and 100 walks in the same season. Overall, the team hit 257 home runs, tying for the 3rd highest total in MLB history. Brandon Morrow turned in one of the most impressive performances in franchise history on August 8 vs. Tampa Bay as his no-hit bid ended with two outs in the 9th inning. However, he finished with a one-hitter and 17 strikeouts. Cito Gaston was honoured in the final home game with a pre-game ceremony on September 29, 2010.

### THE HALL IS CALLING:

Roberto Alomar, a 12-time All-Star and 10-time Gold Glove-winning second baseman, was inducted into the National Baseball Hall of Fame by the Baseball Writers' Association of America on July 24, 2011 at the Clark Sports Center in Cooperstown, NY. The two-time World Series Champion donned



**Home Run Record:** Jose Bautista broke the Blue Jays home run record in 2010, leading the Majors with 54 homers. He remains as the only Toronto player to hit at least 50 home runs in a season.



**Cito Gaston:** Cito Gaston waves goodbye as he is honoured at Rogers Centre in the final game of 2010. Gaston has the most wins as a manager in club history, amassing 913 in 1764 games (1989-1997; 2008-2010).

the Toronto Blue Jays cap in the Hall, marking the first ever Blue Jays player to be elected into the Hall of Fame. Alomar, who was in his 2nd year on the ballot, received 523 votes which then represented the 3rd highest total in history, for a 90 percent majority.

John Farrell was appointed as the 12th Manager in franchise history and led the club to an 81-81 record in his first season. Jose Bautista was once again the offensive leader, earning a second consecutive Hank Aaron award as the league's best hitter. He led the AL in home runs with 47, while also posting league leading numbers in walks (132), slugging percentage (.608) and OPS (1.056). Bautista became the first player to lead the Majors in all of the above categories since Barry Bonds in 2001, and the first AL player since Ted Williams in 1942. The fans also recognize his dominance by registering 7,454,753 All-Star votes, then the most in MLB history. In the minors, four of the Blue Jays affiliates made the playoffs, with two clubs (New Hampshire and Vancouver) winning league championships. Baseball America rated the Blue Jays Minor League system 4th, up from 19th just one year prior. On November 18, 2011, the Blue Jays unveiled a new logo that brought the "blue" back to the Blue Jays, recognizing the classic Toronto look.

In June of 2012, Jose Bautista recorded 14 home runs, 30 RBI, 22 walks and 24 runs scored in 27 games to capture his 5th career monthly award. He also finished at the top in homers, RBI, and slugging percentage (.750), and tied for 1st in walks and extra-base hits (18). His 14 homers established a new club record for the most home runs in any single month and marked the most in a calendar month by any player since Colorado's Troy Tulowitzki hit 15 round trippers in September of 2010. It also was the most for an AL player since New York's Alex Rodriguez hit 14 home runs in April of 2007.

On Sept. 18, 2012, the club announced that they had entered into a Player Development Contract with the Buffalo Bisons of the International League (AAA). On Oct. 21, 2012, the Blue Jays released Manager John Farrell from his contract as he was hired by the Red Sox to take over that same position with them, an agreement reached by both teams. On Nov. 19, 2012, the Blue Jays and Marlins completed the biggest trade in baseball history, measured in number of players changing hands, as Toronto acquired RHP Josh Johnson, LHP Mark Buehrle, SS Jose Reyes, IF/OF Emilio Bonifacio, and C John Buck in exchange for C Jeff Mathis, SS Yunel Escobar, SS Adeiny Hechavarria, RHP Henderson Alvarez, LHP Justin Nicolino, OF Jake Marisnick, and RHP Anthony Desclafani. On Nov. 20, the Blue Jays hired John Gibbons as Manager to take over for John Farrell. Gibbons became the second person to have two tenures as Blue Jays Manager, along with Cito Gaston. General Manager Alex Anthopoulos made another big splash in the offseason by acquiring the 2012 NL Cy Young award winner, RHP R.A. Dickey, from the New York







**Tom Cheek:** Tom Cheek, who called the first 4,306 regular-season and 41 postseason games in Toronto Blue Jays history, was selected as the 2013 recipient of the Ford C. Frick Award, presented annually for excellence in broadcasting by the National Baseball Hall of Fame and Museum. Cheek, who passed away on Oct. 9, 2005, was honoured as part of Hall of Fame Weekend 2013 in Cooperstown, N.Y.

Mets on Dec. 17, 2012, along with C Josh Thole and C Mike Nicketas in exchange for two of Toronto's top prospects, C Travis d'Arnaud and RHP Noah Syndergaard, along with C John Buck and OF Wuilmer Becerra.

Major League Baseball and Baseball Commissioner Allan H. (Bud) Selig named the Toronto Blue Jays as the 2012 recipient of the Commissioner's Award for Philanthropic Excellence, which was created in 2010 to annually recognize an extraordinary charitable and philanthropic effort of an MLB club.

Toronto had four players participate in the 2013 All-Star game along with Manager John Gibbons, who was one of the coaches selected by Jim Leyland. OF Jose Bautista, 1B Edwin Encarnacion, LHP Brett Cecil, and RHP Steve Delabar represented the Blue Jays at the 2013 Classic at Citi Field. Delabar was the winner of the mlb.com Final Vote, becoming the first Toronto player to win with 9.6 million votes. On July 21, 2013, Carlos Delgado became the 9th member inducted into the Toronto Blue Jays Level of Excellence.

In July of 2013, Tom Cheek was inducted in the National Baseball Hall of Fame and Museum as the Ford C. Frick winner, having called the first 4,306 games in club history. Cheek also called the team's first 41 postseason contests, and his "Touch 'em all, Joel!" call still resounds in the hearts and minds of fans across the country. The legendary broadcaster saw his name placed on the Level of Excellence in 2004 and passed away the following year after a lengthy and brave battle with brain cancer.

On Dec. 9, 2013, at the Winter Meetings, Roy Halladay signed a contract with the Blue Jays. This agreement ensured that the legendary right-hander retired as a Toronto Blue Jay. Halladay finished a distinguished 16-year career with a record of 203-105 (.659 winning percentage) in 416 games (390 starts) with an ERA of 3.38. Roy is among the Blue Jays club leaders in many pitching categories, ranking 2nd in wins (148), strikeouts (1,495), and shutouts (15), 3rd in ERA (3.43), starts (287), complete games (49), and innings pitched (2,046.2). His 148-76 record as a Blue Jay resulted in a .661 winning percentage, the highest mark in club history.

Jose Bautista once again led the Majors in the 2014 fan voting (5,859,019) and made his 5th consecutive appearance in the All-Star Game, joining Roberto Alomar as the only Toronto players to earn four consecutive starts. Bautista was named the AL captain for the Home Run Derby and was eliminated in the semi-final by the eventual winner, Yoenis Cespedes. His 10 homers in the 1st round were the most by any participant. On Sept. 8, 2014 vs. CHC, Bautista hit his 200th career homer as a Blue Jay, becoming just the 5th player in club history to accomplish the feat. Edwin Encarnacion led the Majors in May, 2014 with 16 HR, 22 XBH, a .763 SLG, and was 2nd with 33 RBI. The 16 HR in May set a club record for any month and was the most by any player in May since Barry Bonds hit a MLB record 17 HR in 2001. The 16 homers in May were tied for 2nd on the all-time MLB list with Mickey Mantle (1956) and Mark McGwire (1998). It was the most hit in any month since Sammy Sosa hit 17 HR in August, 2001. Encarnacion's five multi-HR games in May tied an MLB record for most multi-HR games in any calendar month (Albert Belle: Sept., 1995 and Harmon Killebrew: May, 1959). He was named AL Player of the Month for May. On June 6, 2014 vs. STL, the Blue Jays celebrated the 25th anniversary of the Rogers Centre. Like they did back on June 5, 1989, they sent Jimmy Key to the mound to throw out the Ceremonial First Pitch to former catcher Ernie Whitt. Joining them to deliver the game's starting lineup was former Blue Jays Manager Cito Gaston, who managed the first game at the ballpark. On April 10, 2014 the Toronto Blue Jays announced the creation of the Howard Starkman Award to be presented annually to the Employee of the Year. Starkman officially retired on April 11 as the longest serving employee in the organization and was the inaugural recipient of the award named in his honour. On Sept. 10, the Toronto Blue Jays were named the winners of 2014 Steve Patterson Award for excellence in sports philanthropy, granted in recognition of the Jays Care Foundation's charitable and community efforts across Canada.

#### RETURN TO THE PLAYOFFS:

In 2015, the Blue Jays had Josh Donaldson, Jose Bautista, and Russell Martin represent them in the 86th All-Star Classic. Donaldson was the MLB leading vote-getter, setting an all-time record after accumulating 14,090,188 votes. He was the first Toronto third baseman and fourth Toronto infielder to win a fan election, joining Roberto Alomar (1991-94), John Olerud (1993), and Carlos Delgado (2003). For Bautista, it marked his 6th straight overall All-Star selection (2010-2015), his first time being chosen by the players. For the 5th straight year he was selected as a starter, the only Blue Jay to accomplish the feat. His six All-Star appearances also represent the most by any Blue Jay (Roberto Alomar-5, Joe Carter-5). Prior to the July, 2015 trade deadline, GM Alex Anthopoulos pulled off four separate deals as Toronto acquired Troy Tulowitzki and LaTroy Hawkins from the Rockies on July 28. The Jays also acquired David Price from the Tigers on July 30 before adding Ben Revere from the Phillies and Mark Lowe from the Mariners on July 31. After that point, Toronto posted a record of 40-18 the rest of the way for the best record in baseball. On Aug. 31, 2015, Rogers Communications announced that Mark Shapiro had been appointed President and CEO of the Toronto Blue Jays and Rogers Centre, to take place following the completion of the team's 2015 season. Shapiro assumed the role from Paul Beeston, who retired at the end of the season. The team clinched its first division title since 1993 after defeating the Orioles in Baltimore by a score of 15-2 in Game 1 of a doubleheader on Sept. 30. The victory ended the longest active playoff drought by any team in professional sports, and marked the 6th division title in franchise history. The Blue Jays defeated the Texas Rangers in the best-of-five Division Series after trailing 2-0. In the finale, Jose Bautista put Toronto in front for good, crushing a three-run homer in the 7th inning to break a 3-3 tie. Toronto then lost their ALCS series vs. the Royals in six games. On Oct. 29, 2015, Alex Anthopoulos stepped down as Senior VP of Baseball Operations and GM. Vice President of Baseball Operations and Assistant GM, Tony Lacava was named Interim General Manager following Anthopoulos's departure.



**The Bat Flip:** Jose Bautista gives Toronto a 6-3 lead with a three-run homer in the 7th inning of Game 5 of the 2015 ALDS vs. Texas.

On Nov. 19, 2015, Josh Donaldson became just the second player in franchise history to win the AL MVP Award (George Bell in 1987). Donaldson finished with 23 first-place votes (385 points overall), 81 more points than the 2nd place finisher, Mike Trout. On Dec. 3, 2015, Toronto named Ross Atkins as Executive Vice President of Baseball Operations and General Manager. He became the seventh GM in franchise history. Tony LaCava was then promoted to the position of Senior Vice President of Baseball Operations and Assistant GM after serving as the Interim GM.

In 2016, the Blue Jays secured the top Wild Card position after going 89-73, representing the seventh postseason in franchise history. It marked just the second time in club history to earn a postseason berth in consecutive seasons (last: 1991-1993). The Blue Jays defeated the Orioles at Rogers Centre in the Wild Card game on Tuesday, Oct. 4, after Edwin Encarnacion hit a walk-off three-run homer in the 11th inning. Toronto won the Division Series, 3-0, over Texas for their first ever postseason sweep. The Jays appeared in consecutive ALCS series in back-to-back seasons for just the second time in franchise history (1991-1993), but fell to the Cleveland Indians, 3-1, in the ALCS. Toronto drew 3,392,099 in attendance for an average of 41,878, which represented the most in the AL and third most in the Majors (LAD - 45,720; STL - 42,525), their highest total since 1994 (49,287). Aaron Sanchez led the American League in ERA at 3.00, becoming the 5th different Blue Jays pitcher to lead the AL in ERA, joining Roger Clemens (2x), Dave Stieb, Juan Guzman, and Jimmy Key. J.A. Happ was one of just three pitchers to finish the year with 20 wins (Rick Porcello - 22, Max Scherzer - 20) as he became the 6th different 20-game winner in club history (8th time), joining Roy Halladay (2x), Roger Clemens (2x), Jack Morris, Pat Hentgen, and David Wells. It marked the second time that a left-hander recorded 20 wins in a season (David Wells - 20 in 2000). Edwin Encarnacion became the third player in club history to record four seasons of 35+ HR and 100+ RBI, joining Delgado (5x) and Bautista (4x). The Jays also averaged over 1 million viewers per game on TV nationwide (Sportsnet).

In 2017, Roberto Osuna and Justin Smoak represented the Blue Jays at the All-Star Game. At 22.352 years old, Osuna became the youngest player to appear in an ASG in team history. Smoak went 1-for-1 with a walk to become the third Blue Jay to reach base more than once in a Midsummer Classic contest. The first baseman hit a career-high 38 homers in 2017, the most all-time by a Toronto switch-hitter. He also set an MLB record with 11 home runs in the 9th inning or later. Marcus Stroman became the 2nd pitcher in team history to win a Gold Glove Award (R.A. Dickey - 2013) and while leading the Majors in ground ball percentage (62.9). The team played in an AL-high 53 one-run games. Despite finishing 76-86, Toronto led the AL in attendance, selling 3,203,886 tickets.

In 2018, the season began with the retiring of a workhorse starter, as the late Roy Halladay had his number 32 lifted to the rafters on Opening Day. Lourdes Gurriel Jr. recorded multiple hits in 11 straight games from July 11-29. The multi-hit streak was the longest in team history and marked the seventh 11+ game multi-hit streak since 1900. The shortstop took AL Rookie of the Month for July with a .423 (30-for-71) average over the course of the month. Kendrys Morales also had a club-record streak as he homered in seven straight games from Aug. 19-26. The seven-game stretch was the longest ever by a switch-hitter and tied for 4th longest all-time, one back of the leaders. J.A. Happ was Toronto's lone representative at the All-Star Game and picked up the first save ever by a Blue Jay at the Midsummer Classic. Rowdy Tellez joined the club in September and became the first player in the live-ball era to have an extra-base hit in each of his first three MLB plate appearances. He then became the first player to record seven doubles in his first seven career games and tied an MLB record with 10 XBH in his first 40 PA. The team set a franchise record, using 63 different players to get through 2018.

Toronto wrapped up the decade with an average roster age of 26 years and 266 days in 2019, the second youngest in the Majors, as Charlie Montoyo took over as Manager. The average age of their position players was 25.298, the youngest among all 30 clubs. The Blue Jays had an MLB-high 840 games played by rookies during the campaign and led all teams in rookie hits (535), doubles (115), home runs (97), RBI (284), walks (224), and extra-base hits (218). The club set team records in rookie doubles, homers, RBI, walks, and extra-base hits, having only more hits and games played in their 1977 inaugural season. They also became the first team ever to have double-digit home runs from six different rookies, surpassing the 1958 San Francisco Giants. Cavan Biggio recorded the third cycle in franchise history as he accomplished the feat on Sept. 17 in Baltimore. Bo Bichette set an MLB record with a nine-game doubles streak from July 31-Aug. 8, and became the first player to ever record 15 extra-base hits in his first 15 career games. Vladimir Guerrero Jr. led AL rookies with 126 hits and became the first rookie in team history to win two Player of the Week Awards. The 20-year-old also became the youngest player to ever participate in the Home Run Derby and set an MLB record as he hit a total of 91 homers in the competition, surpassing Giancarlo Stanton's total of 61 in 2016.



## 2020s

The 2020 season was like no other. After the COVID-19 pandemic delayed Opening Day until July 24, the Blue Jays made Sahlen Field in Buffalo, NY, their “home” for the 60-game season – the first season without Major League Baseball in Canada since 1968. Toronto managed to go 17-9 at home and finished with a 32-28 record, good enough for a Wild Card spot in the newly expanded 16-team postseason format. The Jays lost both playoff games in Tampa Bay, 3-1 and 8-2, after making the postseason with the youngest average roster age of all 16 clubs. They were also the first team in 105 years to make the playoffs without a single player who had been in the Majors for at least 10 seasons. Toronto finished the 2020 campaign with a .533 win%, after a .414 win% (67-95) in 2019, for a year-on-year improvement of +.119, the 2nd largest in team history. Teoscar Hernández slugged 16 home runs, tied for 5th most among AL batters while ranking 7th in SLG (.579) and 7th in OPS (.919). Lourdes Gurriel Jr. finished 6th in the AL with a .308 batting average. Hyun Jin Ryu ranked 4th in the AL with a 2.69 ERA while 3rd in MLB with a 3.0 BWAR. Toronto was also named the recipient of the 2020 Allan H. Selig Award for Philanthropic Excellence, recognizing the club’s Blue Jays Community Commitment, a \$7.5 million COVID-19 response plan that supported those disproportionately affected by the pandemic across Canada.

As border closures continued into 2021, the Blue Jays started a season south of the border for a second consecutive year. They played their first three homestands in Dunedin, FL, becoming the first team ever to hold a home opener in three different cities in three consecutive seasons. The club went 10-11 at TD Ballpark, then 12-11 at Sahlen Field, and finished 47-33 overall at home. The team returned to Rogers Centre on July 30 after 670 days away, the longest such stretch in MLB history. The Blue Jays became the 1st team to play home games in three different states/provinces in the same campaign. Toronto hitters connected for an MLB and franchise-high 262 home runs. Bo Bichette, Vladimir Guerrero Jr., Teoscar Hernández, and Marcus Semien were all named All-Stars for the 1st time in their careers. Guerrero Jr. tied Salvador Perez for the MLB home run lead at 48, the most home runs in a season all-time by a player age 22 or younger, and became the youngest ever to win All-Star Game MVP. Bichette led the AL with 191 hits while his 29 homers were the most by a shortstop in team history. Semien ranked 1st in the Majors with 86 extra-base hits and his 45 home runs were the most in MLB history by a second baseman. Hernández finished 3rd in the Majors with 116

RBI and ranked 7th in the AL with a .296 average. All four All-Stars also reached the 100-RBI plateau, marking the 1st time in club history to have four players do so in the same season. Guerrero Jr. and Semien ended up finishing 2nd and 3rd in AL MVP voting and each claimed a Silver Slugger Award, along with Hernández. Robbie Ray became the 1st Blue Jay to lead the Majors in strikeouts (248) and was the 6th in team history to lead the AL in ERA (2.84) as he claimed the AL Cy Young Award. Toronto’s 91 wins finished 4th in the division and were one shy of a Wild Card spot, as the 2021 AL East was the first division since realignment in 1994 to have four 90-win teams.

Toronto played its home ball based out of Rogers Centre for the full 2022 campaign and returned to the playoffs once more, falling in two games to Seattle in the Wild Card round. Blue Jay batters led the Majors with a .264 batting average and topped the AL in AVG, OBP, SLG, and OPS for the 1st time in team history. George Springer was named to his 4th All-Star team while Vladimir Guerrero Jr. became the 5th Blue Jay to be named a starter in consecutive years. Santiago Espinal, Alejandro Kirk, Alek Manoah, and Jordan Romano all made the Midsummer Classic for the 1st time in their careers. Manoah finished 3rd in Cy Young Voting as he ranked top-five in the AL in wins, ERA, innings pitched, opponents’ average, WHIP, and quality starts. Kirk became the 1st catcher in team history to win a Silver Slugger Award as he led all MLB catchers in both AVG and OBP. Bo Bichette finished the year strong with a club-record 48 hits in September and became the 1st Blue Jay ever to lead the AL in hits in multiple seasons.

The Blue Jays won 89 games under Manager John Schneider during his 1st full season at the helm in 2023, returning to the playoffs in consecutive campaigns for the first time since 2015-2016. For the 3rd time in four years, the club was swept in the Wild Card round, this time in Minnesota. Vladimir Guerrero Jr. was crowned the Home Run Derby Champion in Seattle, becoming the 1st Blue Jay to ever win the event. He was joined as an AL All-Star by Bo Bichette, Kevin Gausman, Whit Merrifield, and Jordan Romano. The pitching staff combined for a 3.78 ERA, 2nd best in the AL, while recording a club-record 1,528 strikeouts. Gausman led the way with a career-high and AL-best 237 strikeouts while finishing 3rd in AL Cy Young voting. The gloves shined as the defence played 107 error-free games, the most in team history, and recorded a total of 82 Defensive Runs Saved, the most in the Majors. Newly acquired Daulton Varsho finished 1st in MLB with 29 total runs saved.



**Sahlen Field:** The Blue Jays called Sahlen Field in Buffalo, NY, their home for the 2020 campaign and a portion of 2021.



# HISTORY OF THE LOGO

Courtesy: Chris Creamer, SportsLogos.net

## PRIMARY LOGO (1977 – 1996)

Unveiled two months after the team was named, the Toronto Blue Jays original logo made its debut to the baseball world on October 8, 1976. The design is attributed to a team that includes draftsman Paco Belsué from Toronto's Savage Sloan Ltd. and Richard Walker from Labatts. It featured the stylized double-blue profile of a blue jay superimposed on a baseball accompanied by a red maple leaf symbolizing the team's status as the first and only Canadian team in the American League. The team name, surrounding the main elements, boasts its now-famous light blue split-lettering typography. The Blue Jays used this logo from their expansion season right through to the end of 1996, a span of twenty seasons. The logo was worn by six members of the National Baseball Hall of Fame and used by the team during five playoff appearances and two World Series titles.

## PRIMARY LOGO (1997 – 2002)

Designed by Major League Baseball, the Toronto Blue Jays announced the first logo change in team history on November 19, 1996 along with a set of brand new uniforms. The stylized double-blue blue jay head remained on a baseball, but now appeared with a modernized style and the addition of the colour grey. The maple leaf, once small and off to the right, was enlarged considerably and placed behind both the ball and the blue jay with the team name below in modified split-lettering. The Blue Jays used this logo for six seasons, including the on-field debut of Hall of Fame pitcher Roy Halladay and for back-to-back American League Cy Young Award winning seasons for Roger Clemens.

## PRIMARY LOGO (2003)

While it was only used as the primary logo for one season, the Blue Jays had previously used this logo as an alternate logo for the three seasons prior to its "call-up" in 2003. Originally unveiled for use on batting practice and Spring Training uniforms on February 1, 2000, the logo features a blue jay wrapped around a large red "T" while holding a yellow bat and tossing a ball into the air. It quickly found its way into the regular season rotation on both an alternate cap and jersey during the 2001 and 2002 seasons before it took center stage as the primary design. It was just one season but it was while wearing this logo that Roy Halladay took home the AL Cy Young Award in 2003.

## PRIMARY LOGO (2004 – 2011)

Featuring an updated blue jay characterized by a more determined look, the team unveiled a radical new logo, colour scheme, and uniform set on September 2, 2003. Created by Toronto-based Brandid, the new design placed an emphasis on black and graphite while eliminating red from the set. The logo incorporated a lighter shade of blue than used previously onto a blue jay head facing the left with the team name behind in bevelled lettering. The name of the team was abbreviated for the logo with only the name "Jays" shown in the design. The Jays used this design for eight seasons before replacing it following the 2011 season during which it was worn by two members of the National Baseball Hall of Fame and by Jose Bautista as he slugged a club record 54 home runs in 2010.

## PRIMARY LOGO (2012 – 2019)

In homage to their past, the Blue Jays brought back the classic look and feel of their original design when they unveiled a familiar new logo on November 18, 2011. Returning was the double-blue blue jay head placed on a red baseball, a maple leaf was as reintroduced, now larger than it was when it first appeared in 1977. Split-style lettering returned as well with a modernized, serif version of the original font. The entire logo encased within a double striped blue outline to mimic the split-styled font. The Blue Jays have used this logo as their primary logo for eight seasons including two playoff appearances and will forever be linked to postseason home runs from Jose Bautista in 2015 and Edwin Encarnacion in 2016.

## PRIMARY LOGO (2020– )

Entering a new decade, the Blue Jays made some minor changes to their primary look. The baseball and team name were removed from the design to match the "logo for life" worn on each of the team's caps and jerseys. The shade of red used for the maple leaf was also darkened very slightly. The previous logo, words, ball, and all, wasn't eliminated completely, sticking around as the team's official secondary logo.





# HISTORY OF THE UNIFORM



## HOME UNIFORMS

Paired with a royal blue cap and a white front panel, the original home and road jerseys were both pullover style with blue/white/blue trim around the collar and both sleeves with the original team logo front and center. At home, the Blue Jays wore a white uniform with "BLUE JAYS" arched across the chest in blue split-lettering over the logo. On the road, they went with a baby blue uniform with "TORONTO" in solid blue over the logo. While the road uniform would change annually for the first three seasons, the home design remained relatively unchanged until after the 1988 season.

For the 1978 season, the Blue Jays made a slight adjustment to their road uniform, the "TORONTO" wordmark arched across the chest was given a white outline to make it stand out more on the baby blue jersey.

In 1979, the Blue Jays changed the road uniform once again, this time replacing blue "TORONTO" lettering with "BLUE JAYS" in white to mimic the style worn on the home jersey. This design also helped the team recycle uniforms down to the club's Minor League affiliates also named "Blue Jays".

As the team moved to SkyDome in 1989, the Blue Jays redesigned their uniforms, moving away from the pullover style to a more traditional button-down jersey. The logo on the jersey had to be moved to the left side to accommodate the buttons. On the road, the team dropped the baby blues in favour of a traditional road grey and "TORONTO" now appeared across the jersey. For the first time, an all-blue cap was added and was worn exclusively for road games. Midway through the 1993 season the white front-panel caps used since 1977 were retired, leaving the team with just the one all-blue cap. In 1994, the Blue Jays added their first-ever alternate uniform to the mix, the same design but now a blue jersey with the team name in white to be worn at home and on the road with the blue cap.

Along with a new logo, three all-new uniforms were unveiled for the Blue Jays in 1997. Three stripes: blue, light blue, and red were on each arm with the new logo as a patch on the sleeve. The team name remained across the chest in a modernized version of the split-style lettering and the player's number appeared on the front of the jersey. The home and road uniforms both paired with a new all-blue cap featuring the new logo. A blue alternate jersey with "TORONTO" across the chest in red lettering was also added with its own blue cap which included a red visor. A second alternate uniform was added in 1999, a sleeveless jersey with a blue undershirt and the return of the team's logo to the front of the jersey.

Tweaks were made to the team's uniforms in 2001 as piping was added down the front of all jerseys. The road grey jersey got the most noticeable change as it now had blue sleeves in addition to the new blue piping. The sleeveless alternate from 1999 was updated as well, with a new logo featuring a blue jay wrapped around a red "T" on the front of the jersey as well as on the caps.

Slight changes were made to the uniforms in 2003 as all instances of the previous logo on the sleeves and caps were replaced with the new "T" logo to accommodate its promotion up to the primary team mark.

A major redesign in 2004 saw almost the total elimination of blue – from the caps which were now graphite grey at home and black on the road, as well as from the team's name on the uniforms. The new jerseys were free of any decoration with just the new "JAYS" logo across the front of the home white and alternate black jerseys, and "TORONTO" on the road greys, both slanted diagonally up to the right. New player name and number styles were also introduced. The graphite caps were replaced by the black caps full-time in 2005.



The road uniform received a makeover for the 2008 season, as the "TORONTO" logo across the chest was now in an entirely new styled font and back to being arched again. Player numbers are added below the team name and the team's logo is worn as a patch on the sleeve. There was also a retro return in 2008 as the Blue Jays introduced the Flashback Friday series of home games. The powder blue pullovers worn originally on the road in the 1980s along with the original caps were brought back for Friday night home games for three seasons.

From 2009 to 2011, to again promote themselves as Canada's Team, a red maple leaf was returned to the Blue Jays home white, road grey, and alternate black uniform for the first time in five seasons. The maple leaf was added as a patch to the sleeve of the three jerseys.

What's old is new again, and in 2012, the Blue Jays brought back their familiar look with a few modern twists. The original logo, colours, and lettering style all returned with a fresher look alongside matching home white, road grey, and alternate blue uniforms. A white-panel cap, similar to those worn from 1977-1993, also returned as an alternate option beginning during the 2015 season.

In honour of Canada's 150th anniversary, an all-red-and-white version of the Blue Jays look was added as an alternate uniform in 2017. All logos and uniforms were removed entirely of blue and replaced with red, the striping on the pants was changed to red, and the cap was red with a red-and-white maple leaf on the crown.

A "new blue" was added for the 2020 season when the Blue Jays introduced their new alternate uniform with matching blue pants. A dark navy blue was used for all lettering and striping on this jersey which was paired with a brand new navy blue cap with a powder blue visor.





## IN THE POSTSEASON

### 1985

#### AMERICAN LEAGUE CHAMPIONSHIP SERIES

##### TORONTO VS. KANSAS CITY (L, 3-4)

As the Blue Jays entered postseason play for the first time, they faced the Kansas City Royals in the first ever best-of-seven American League Championship Series. The Blue Jays, who finished nine games ahead of the Royals in the loss column, were the favourites and had the benefit of the extra home game.

**GAME #1:** Dave Stieb lived up to superstar billing, shutting out the Royals on three hits through eight innings with no base runner advancing past second base. The Blue Jays struck quickly with two runs in the second, three in the third, and one in the fourth. The Blue Jays offense was sparked by two-RBI performances from Ernie Whitt and Tony Fernandez.

**GAME #2:** A much more even affair with the Blue Jays coming away with a 6-5, 10-inning win. The Royals jumped out to a quick 3-0 lead after three innings primarily on the strength of a two-run homer by Willie Wilson in the 3rd inning. The Blue Jays took the lead on a George Bell sacrifice fly in the 8th. The Royals rallied, however, in the 9th on a pinch-hit home run by Pat Sheridan with the go-ahead run being delivered in the 10th on a Frank White single. Toronto won it in the bottom of the 10th on a two-out, two-run single by Al Oliver. On to Kansas City, the Blue Jays were up two games to none.

**GAME #3:** George Brett put on a baseball clinic, going 4-for-4 with two home runs, three RBI, and four runs scored en route to a 6-5 Royals win. Leading 5-2 after 4 innings, the Blue Jays squandered the lead for good in the 8th when Brett led off the inning with a single and eventually scored.

**GAME #4:** The Blue Jays moved to within one win of a World Series berth with a 3-1 come-from-behind victory. The Blue Jays won the game dramatically with three runs in the top of the 9th inning, with the big blow being a two-run pinch-hit double by Al Oliver.

**GAME #5:** Kansas City's Danny Jackson went the distance, scattering eight Toronto hits in a 2-0 win as the Royals scored a run in each of the first two innings. The Blue Jays still led the series, 3-2.

**GAME #6:** The Blue Jays and Royals returned to Exhibition Stadium. Entering the 5th inning tied at 2-2, George Brett once again delivered the decisive blow with a solo homer. With 3.2 shutout innings of relief from Buddy Black and Dan Quisenberry, the Royals pulled even in the series for the first time at three games apiece.

**GAME #7:** Dave Stieb, the ace of the Toronto staff vs. the eventual Cy Young Award winner, Bret Saberhagen. The Royals came out on top, 6-2, shellacking Dave Stieb for six runs in 5.2 innings with the difference maker being a wind-assisted, bases-clearing triple by Jim Sundberg to cap a four-run 6th inning.

The Kansas City Royals became only the 5th club in Major League history to trail a series three games to one and come back to win the series. The Blue Jays? They slumped immediately after scoring five runs in the 5th inning of Game 3, scoring only eight runs in the last 40 innings.



### 1989

#### AMERICAN LEAGUE CHAMPIONSHIP SERIES

##### TORONTO VS. OAKLAND (L, 1-4)

For the second time in five seasons the Blue Jays were American League East Division Champions. Toronto faced the Oakland Athletics, who had the best record in the Major Leagues in 1989.

**GAME #1:** The Blue Jays surrendered 2-0 and 3-1 leads as the Athletics scored three times in the 6th and twice in the 8th to win, 7-3. In the 6th inning, Mark McGwire cracked a leadoff homer to tie the game, and two runs scored when Carney Lansford's double play ball was botched. Dave Stewart allowed five hits over eight innings for the win.

**GAME #2:** The Athletics tallied twice in the 4th inning and three time in the 6th en route to a 6-3 win. Rickey Henderson was a one-man wrecking crew, going 2-for-2 with two runs scored and four stolen bases. Oakland right-hander Mike Moore allowed just three hits and an unearned run over seven innings of work.

**GAME #3:** The Blue Jays snapped a five-game postseason losing streak, dating back to 1985, with a convincing 7-3 win. The Blue Jays jumped on Athletics starter Storm Davis for four runs on four hits in the 4th inning and put the game away with another three runs in the 7th inning. Overcoming a 3-0 Athletics lead, Mookie Wilson and Tony Fernandez paced the Blue Jays with two hits each, the latter with two doubles.





**GAME #4:** The Athletics took a commanding 3-1 lead in the series with a 6-5 win over the Blue Jays. Rickey Henderson was again a major catalyst with two home runs and four RBI. The Blue Jays collected 13 hits, 11 of which were singles, and managed to overcome a 5-2 deficit with a run in the 6th and 7th innings, to go with two in the 8th.

**GAME #5:** The Blue Jays spotted the Athletics a 4-0 lead heading into the 7th inning before eventually losing the game, 4-3, and the best-of-seven series in five games. Trailing 4-1 after eight innings, the Blue Jays scored twice in the 9th inning on a leadoff home run by George Bell and a sacrifice fly by Kelly Gruber.

In essence it was Rickey Henderson defeating the Blue Jays, four games to one. Henderson batted .400, slugged 1.000, had a .609 on-base percentage, and had an LCS-record eight stolen bases. The Blue Jays hit .242 as a team (compared to Oakland's .272) with only eight of their hits going for extra bases. They were outscored, 8-3, in the first three innings and 12-7 in the middle three before outscoring the Athletics, 11-6, in the final three frames. Unfortunately, it is virtually impossible to consistently battle back from an early-inning deficit. Although anything can happen in a "short series," the best team of the regular season continued their charted course into the postseason, winning eight of nine contests.

## 1991

### AMERICAN LEAGUE CHAMPIONSHIP SERIES

#### TORONTO VS. MINNESOTA (L, 1-4)

**GAME #1:** Toronto starter Tom Candiotti lasted just 2.2 innings and allowed five earned runs before being lifted in favour of David Wells. The Twins did not need to score another run. The Blue Jays rallied for one run in the 4th and three runs in the 6th on five consecutive hits off Twins starter Jack Morris. Those four runs were all the Blue Jays could muster as they lost, 5-4, at the Metrodome.

**GAME #2:** The Blue Jays took an early lead as they jumped on Twins starter Kevin Tapani, scoring three times in the first three innings. Rookie Toronto starter Juan Guzman lasted 5.2 innings, allowing four hits and just two earned runs before the ball was handed to the bullpen. Tom Henke and Duane Ward combined for 2.1 innings of shutout relief and six strikeouts. Devon White scored three of the five Toronto runs as the Blue Jays won their only 1991 ALCS game, 5-2, in Minneapolis.

**GAME #3:** Joe Carter's 1st-inning home run and a Candy Maldonado double put the Blue Jays ahead 2-0 until the 6th, when the Twins were able to put their second run across the plate and tie the game, 2-2. Toronto starter Jimmy Key scattered five hits over six innings and allowed two earned runs. The game went into extra-innings and ended in dramatic fashion as Mike Pagliarulo, pinch-hitting for Scott Leius, homered to right off of Blue Jays reliever Mike Timlin. Toronto was retired 1-2-3 in their half of the 10th as the Twins defeated Toronto, 3-2, at SkyDome.

**GAME #4:** Toronto starter Todd Stottlemyre allowed seven hits through 3.2 innings before exiting with the Jays trailing, 4-1. The Twins' Kirby Puckett hit his first home run of the series and Dan Gladden collected three RBI on three hits to pace Minnesota to a 9-3 win at SkyDome. It was Jack Morris' second win of the ALCS as he pitched eight innings and allowed just two runs.

**GAME #5:** Kirby Puckett displayed his power once again as he homered in the 1st inning off Tom Candiotti to put the Twins ahead, 1-0. Toronto put together three runs in the 3rd and a pair in the 4th to take a 5-2 lead. However, Minnesota was able to post three runs in their half of the 6th inning and tie the game at five. Duane Ward was handed the loss for Toronto as he allowed three runs in the 8th. Toronto was shutdown by five shutout innings of Twins relief. Devon White, Roberto Alomar and Manuel Lee each collected a pair of hits in the losing effort as Minnesota took the American League crown with an 8-5 win.

## 1992

### AMERICAN LEAGUE CHAMPIONSHIP SERIES

#### TORONTO VS. OAKLAND (W, 4-2)

**GAME #1:** Home runs were the story of the game as Oakland used three of them to beat the Blue Jays, 4-3. The A's scored three runs in the 2nd inning off Toronto starter Jack Morris on back-to-back homers by Mark McGwire and Terry Steinbach. The 3-0 lead stood until Pat Borders homered off Dave Stewart in the Blue Jays' 5th, followed by a Dave Winfield homer in the 6th to make it a 3-2 contest. John Olerud tied the score, 3-3, in the bottom of the 8th with a two-out single off reliever Jeff Russell, scoring Winfield who had doubled in the previous at-bat. Harold Baines broke the tie with a solo shot to lead off the 9th and Dennis Eckersley shut down the Blue Jays in the home half of the final frame to seal the 4-3 Oakland victory.

**GAME #2:** The Blue Jays were able to rebound from a Game 1 loss as David Cone held the A's to just one run over 8.0 innings en route to a 3-1 win. Cone, the Major League's strikeout leader in 1992, fanned six as he collected his second career postseason victory. Mike Moore lasted seven innings in the losing effort for Oakland. Kelly Gruber doubled and hit a two-run homer in the 5th which proved to be the winning runs. Closer Tom Henke came on to close out the game in the 9th and earned his first ever postseason save.

**GAME #3:** For the first time since 1985 vs. Kansas City, the Blue Jays put together a pair of wins in the postseason as they got past the A's, 7-5. Toronto starter Juan Guzman notched his second career LCS win in as many starts (1991 vs. Twins), lasting six innings before being lifted in favour of Duane Ward. Tom Henke claimed his second save in as many games. Despite being outhit, 13-9, by the A's, four of Toronto's hits went for extra-bases, including solo homers from Alomar and Maldonado.

**GAME #4:** In what appeared at first to be a certain Oakland victory, the Toronto Blue Jays fought back to erase a five-run deficit late in the contest, sending the game into extra-innings. Oakland batted around and plated five runs in the 3rd inning as they jumped on Toronto starter Jack Morris. The A's added another run in the 6th to make it 6-1 score. Toronto began their comeback in the top of the 8th as they strung together five consecutive hits. By the end of the inning they trailed, 6-4. The A's were held off the board in the bottom of the 8th. In the top of the 9th, Devon White led off with a single that was misplayed, allowing him to get to third base. Roberto Alomar then homered off Dennis Eckersley to tie the game, 6-6. Toronto eventually won the game on a Pat Borders sacrifice fly and another Tom Henke save in the 11th for the 7-6 victory.

**GAME #5:** Oakland starter Dave Stewart held the Blue Jays in check for nine innings, scattering seven hits and allowing just two runs as Oakland sent the series back to SkyDome. The complete game win was Stewart's first win of the 1992 postseason. The 6-2 loss for the Blue Jays ended their three-game win streak. David Cone took the L for Toronto as he lasted just 4.0 innings before Jimmy Key made his first appearance of the 1992 playoffs. Ruben Sierra homered and drove in three runs for the A's. Devon White notched three hits on the day, including a double, in the losing effort.

**GAME #6:** Toronto scored a pair of runs in the 1st inning on a Joe Carter home run off A's starter Mike Moore. The Blue Jays then added four more runs in the 3rd, including a Candy Maldonado three-run homer to put Toronto ahead, 6-0. Blue Jays starter Juan Guzman went seven innings, allowing just five hits and striking out eight before the ball was handed to Duane Ward in the 8th with the score Toronto 7, Oakland 1. The A's managed a run in the top of the 8th but the home town Blue Jays secured the win as Tom Henke tossed a perfect 9th, sending Toronto to its first ever World Series with a 9-2 win.

## WORLD SERIES

### TORONTO VS. ATLANTA (W, 4-2)

**GAME #1:** In the first game of the 89th World Series, the Blue Jays suffered a 3-1 loss to the Atlanta Braves. Home runs were the story of the game as Toronto took an early 1-0 lead in the 4th inning on a Joe Carter solo homer off starter Tom Glavine. However, that was the only run Toronto scored. Jack Morris continued his shutout innings streak vs. the Braves, extending it to 18.0 innings until a three-run homer by catcher Damon Berryhill in the 6th inning ended the streak. Glavine went the distance for the Braves to become the first pitcher to toss a complete game in a World Series opener since Jack Morris accomplished the feat in 1984 vs. San Diego.

**GAME #2:** Reserve catcher Ed Sprague proved to be the hero for the Blue Jays on this night at Fulton County Stadium. David Cone lasted just 4.1 innings, allowing four runs before exiting in favour of David Wells. Cone, however, contributed at the plate before being lifted with a pair of hits and an RBI. His two hits marked the first two-hit game by an AL pitcher in the World Series since Mickey Lolich went 2-for-4 on October 3, 1968. Heading into the 8th inning, the Blue Jays trailed, 4-2. Following a run in the top of the 8th, Toronto entered the final inning trailing by one. After a Pat Borders fly out, rookie Derek Bell (pinch-hitting for Manuel Lee) walked. Ed Sprague, pinch-hitting for pitcher Duane Ward, then knocked a first-pitch offering from Jeff Reardon over the left-field fence to put the Blue Jays ahead, 5-4. Tom Henke was able to retire the Braves in the bottom of the 9th for the save.

**GAME #3:** The game marked the first time the World Series had been played outside of the United States as the series moved to SkyDome. In another pitching duel, Steve Avery and Juan Guzman both went 8.0 innings. Atlanta was kept off the board in the 4th with a splendid defensive effort. Devon White ran down a deep drive off the bat of David Justice that sent him into the wall to make the catch. White returned the ball to the infield where Terry Pendleton was doubled-up off first. The Blue Jays drew first blood in the bottom of the 4th inning as Joe Carter connected for his second homer of the series, a solo shot putting Toronto ahead 1-0. In the 6th inning, the Braves rallied to tie things at 1-1. Each team traded runs in the 8th, keeping the game knotted at 2-2. The Braves attempted a rally as Duane Ward came on to pitch the 9th. But after a key double play and a strikeout, the inning was over. In the home half of the 9th, Roberto Alomar led off with a single. After stealing second and a Dave Winfield sacrifice, Alomar stood at third with one out. Jeff Reardon came in to try to halt the Blue Jays' advance, but Candy Maldonado, with the bases loaded, hit a two-strike pitch to right-center field for a base hit, allowing Alomar to score the winning run.

**GAME #4:** In what was the third consecutive one-run game of the 1992 World Series, the Blue Jays posted a 2-1 win behind a strong pitching effort from starter Jimmy Key. Key went 7.2 innings, allowing just five hits and one earned run while striking out six Braves batters. Toronto earned its first run in the 3rd inning as catcher Pat Borders continued his postseason hit streak with a solo homer to left. The Jays doubled their lead in the 7th as Devon White drove in Kelly Gruber from second base. Atlanta managed to score a run in their half of the 8th as Ron Gant led off with a double and eventually scored on a Mark Lemke groundout. Tom Henke came in to pitch the 9th for Toronto and tacked up a 1-2-3 inning for his second save of the series.

**GAME #5:** The game began in similar fashion as the previous four. Entering the 5th inning, the contest was tied, 2-2. The Braves had collected a run in the 1st and 4th innings while the Blue Jays captured runs in the 2nd and the 4th. The 5th frame went the way of the Braves as they crossed the plate five times to seal the victory and send the series back south for at least one more game. The Braves' half of the 5th inning began with two consecutive routine outs. An Otis Nixon single got the ball rolling and the Braves eventually loaded the bases on Toronto starter Jack Morris. Lonnie Smith stepped up to the plate and sent Morris' 1-2 offering over the right field wall for a grand slam, making the score 7-2. The score remained the same over the final four innings, making a winner out of John Smoltz.



**GAME #6:** The Toronto Blue Jays made history as they captured their first ever World Series to bring the Commissioner's Trophy outside of the United States for the first time. The 11-inning contest began with the Blue Jays scoring in the opening inning. Devon White led off the game with a single off starter Steve Avery. After a stolen base and a ground out by Alomar, White stood on third. Carter then drove him in with a sacrifice fly. Atlanta answered the call in its half of the 3rd as Deon Sanders scored his fourth run of the series. Toronto returned the favour immediately as it regained the lead with a run in the top of the 4th on a Candy Maldonado homer. The score remained that way until the bottom of the 9th when Atlanta shortstop Jeff Blauser tied the game, sending it into extra innings. The 10th inning proved to be uneventful. In the eleventh, the Blue Jays led off with Jimmy Key popping up for out number one. Devon White was hit by a Charlie Leibrandt offering. Alomar then singled to center, allowing White to move up to second. With two out, Dave Winfield stepped up to the plate and doubled down the left-field line, allowing White and Alomar to score for the 4-2 advantage. In the bottom of the 11th, Atlanta was able to score once with Key on the mound. Mike Timlin then came in to pitch for the Blue Jays with pinch-runner Smoltz on third and two out. Otis Nixon attempted a drag-bunt up the first-base line, which was fielded by Timlin who threw to Carter at first in time for the final out.

## 1993

### AMERICAN LEAGUE CHAMPIONSHIP SERIES

#### TORONTO VS. CHICAGO (W, 4-2)

**GAME #1:** The Blue Jays took a 2-0 lead in the 4th inning when third baseman Ed Sprague tripped to right field with John Olerud and Paul Molitor on base. Chicago then used its half of the inning to produce three runs on two hits as they sent nine men to the plate. Toronto starter Juan Guzman managed to hold the White Sox in check for six innings but walked eight batters and stranded 11 runners before exiting with a 5-3 lead. Jack McDowell lasted 6.2 innings, allowing 13 hits and all seven Toronto runs before the White Sox relief corps came on to hold Toronto for the remainder of the game. Danny Cox worked a scoreless 7th and 8th while allowing a lone single to Ozzie Guillen. Duane Ward came out for the 9th and walked the first two batters before striking out the side to end the Chicago threat.

**GAME #2:** Both clubs scored once in the opening inning, but it was the Blue Jays who prevailed as their two-run 4th provided the edge. The 3-1 win saw Toronto take a two games to none lead in the best-of-seven series. The 4th inning started with a pair of outs by Joe Carter and John Olerud. Paul Molitor then doubled off starter and loser Alex Fernandez. Next, Tony Fernandez singled to score Molitor and moved to second on the throw home. After an intentional walk to Ed Sprague, Pat Borders singled to second base but Joey Cora threw the ball away, allowing the third Toronto run to score. Dave Stewart worked six strong innings, surrendering just four hits (all singles) and one run for his seventh career ALCS win against no losses. Al Leiter was credited with a hold as he pitched the 7th and 8th innings before closer Duane Ward came in to save the game in the 9th.

**GAME #3:** Nineteen-game winner Pat Hentgen started for Toronto but could not collect a win on this day as Toronto suffered its worst defeat of the series, losing 6-1. The Blue Jays were able to hold off the White Sox attack until the third inning when they sent 10 players to the plate and combined for five runs on five singles. Hentgen lasted just three innings plus two batters before he was removed in favour of Danny Cox. Toronto scored their lone run in the bottom of the 3rd as Rickey Henderson scored from third on a Devon White single. Wilson Alvarez, the Chicago starter, pitched a complete game for his first career ALCS victory as he allowed seven hits while issuing two walks and striking out six. Tim Lincecum provided most of the offensive support for Chicago, going 4-for-5 with a run scored.

**GAME #4:** A two-run home run by center fielder Lance Johnson in the 2nd inning gave the White Sox a 2-0 lead over the Blue Jays. The light-hitting Johnson had not hit a home run since the 1992 regular season. Todd Stottlemyre, making his first start of the 1993 ALCS, lasted six innings for the home team but failed to hold onto a 3-2 lead that was handed to him in the 3rd when Toronto batted around on rookie starter Jason Bere. The right hander lasted just 2.1 innings before being pulled in favour of Tim Belcher. Stottlemyre allowed three more Chicago runs in the 6th, including a Frank Thomas solo homer and a Lance Johnson triple before departing. Roberto Alomar doubled home Henderson in the bottom of the 6th to cut the Chicago lead to 5-4, but the visiting White Sox added a single run off Al Leiter in the 7th and another off Mike Timlin in the 9th to seal the win by a 7-4 margin.

**GAME #5:** As was the case with each of the previous four games, the team that scored first emerged victorious. This time, Toronto scored the opening run when Rickey Henderson crossed the plate in the 1st inning after leading off the game with a double and a stolen base. Starting pitcher Jack McDowell allowed a Toronto run in the 2nd and 3rd before being lifted through just 2.1 innings. Meanwhile, Blue Jays starter Juan Guzman cruised through the first 4.1 innings without allowing a hit or a walk until Ellis Burks went deep to left field for what was the only blemish on Guzman's slate that afternoon. He lasted seven innings, permitting just two hits while walking one and striking out six. Roberto Alomar reached base in all five plate appearances (three hits, two walks) to lead the Toronto attack. Tony Castillo worked a scoreless 8th, allowing a single and a base on balls. Duane Ward had some difficulty in the 9th. He struck out Joey Cora and Frank Thomas following a single to lead off the inning by Tim Lincecum. The righty then issued a two-run homer to Robin Ventura that brought Chicago within two. With the tying run at the plate, Ward struck out Bo Jackson to end the game and preserve the 5-3 Toronto win.

**GAME #6:** With his 7-0 record in ALCS play on the line, Blue Jays starter Dave Stewart provided the win which put Toronto into their second consecutive World Series as the Jays won, 6-3, over the White Sox. Toronto scored first with a pair of runs in the 2nd inning as a two-out single by catcher Pat Borders off Alex Fernandez cashed in John Olerud and Paul Molitor. The White Sox tied the game in the following frame when a bases-loaded walk by Frank Thomas and a fielder's choice by Robin Ventura scored two runs. Stewart managed to restrict the White Sox to just four hits and two earned runs before handing Duane Ward a 3-2 lead after 7.1 innings. Ward struck out the final two batters to end the eighth. The Blue Jays added to their lead as Devon White homered off reliever Scott Radinsky to make it a 4-2 contest. Toronto added two more runs before the inning was over as Paul Molitor tripped to center. Ward allowed his second home run of the series as Warren Newson hit a solo shot in the bottom of the 9th, but that was all the scoring that the Pale Hose could muster as the Blue Jays were crowned American League Champions for the second straight season.



# WORLD SERIES

## TORONTO VS. PHILADELPHIA (W, 4-2)

**GAME #1:** For the first time in baseball annals, the World Series began on Canadian soil. The Blue Jays fell behind 2-0 in the 1st inning as Phillies catcher Darren Daulton singled home a pair of runs off starting pitcher Juan Guzman. After holding Philadelphia in check in the top of the 2nd, Toronto rallied with two runs of its own on four singles off Curt Schilling. Both teams traded solo runs in the 3rd and 5th to keep the score knotted at 4-4. With one out in the bottom of the 6th, John Olerud took a first-pitch offering from Schilling over the right-field fence for a solo home run, putting Toronto ahead by one. Toronto scored what proved to be the winning run in the bottom of the 7th as four consecutive hits by Borders, Henderson, White and Alomar produced an 8-4 lead heading into the 8th. Al Leiter, who went on to be the winning pitcher, relieved Guzman to start the 6th and held the Phillies scoreless over 2.2 innings before turning the ball over to closer Duane Ward. Ward surrendered a run in the final inning as a Jim Eisenreich single scored John Kruk, who had led off the frame with a single and moved to second on an error. Ricky Jordan flied out to Joe Carter for the last out to put Toronto ahead, one game to none, with the 8-5 win.

**GAME #2:** The big inning turned out to the Philly advantage on this night as a Jim Eisenreich three-run homer in the top of the 3rd capped a five-run frame that saw eight Philadelphia batters step up to the plate. Toronto starter and eventual loser, Dave Stewart, lasted six innings with all five earned runs coming in that third frame. Toronto answered the Philly onslaught with a pair of runs in the bottom of the 4th as Joe Carter connected for his first of two World Series home runs. Philadelphia starter Terry Mulholland allowed just three runs over 5.2 innings before handing the ball to the bullpen. Lenny Dykstra led off the 7th inning with a solo homer off reliever Tony Castillo to stretch the Philly lead to three as the visitors were now ahead, 6-3. Toronto scored a lone run in the 8th as Paul Molitor led off with a double and eventually scored on a John Olerud sac fly. Philly relievers Roger Mason (1.2 innings) and Mitch Williams (1.2 innings) closed out the game to preserve the 6-4 win and even the series.

**GAME #3:** The venue moved from SkyDome to Veteran's Stadium in Philadelphia for the next three contests. This game featured solid pitching by the Blue Jays combined with a potent offense. The visiting Blue Jays jumped on Philly starter Danny Jackson in the top of the 1st as Paul Molitor drove home a pair of runs with a triple. He later scored on a Carter sacrifice fly to right field. Molitor added a solo homer in the 3rd to make it 4-0. Starting pitcher Pat Hentgen pitched six innings and allowed just one run, that coming in the 6th as a two-out single by Eisenreich scored John Kruk who had reached base via a walk. The Blue Jays added another run in the top of the 6th as Roberto Alomar scored on a sac fly, after reaching base on a single and stealing second and third. Toronto continued to add to their lead as they scored three more runs in the 7th off reliever Ben Rivera. Alomar finished the night with four hits while Molitor had three of his own to go along with three runs and three RBI. Duane Ward surrendered a solo homer to Milt Thompson in the 9th to make the final score Toronto 10, Philadelphia 3.

**GAME #4:** In a slugfest, the Blue Jays put together one of the wildest comebacks in World Series history to beat the Phillies, 15-14, and take a 3-1 series lead. Toronto opened the scoring with three runs in the 1st off Philly starter Tommy Greene. But the home team then took advantage of four 1st-inning walks by starter Todd Stottlemyre as they scored four times to move ahead, 4-3. Philadelphia added two more runs to their tally as Lenny Dykstra connected for his second homer of the series, a two-run shot in the next inning. The Blue Jays batted around in the 3rd and collected four runs to send Greene to the bench in favour of Roger Mason. Philadelphia then posted a five-run 5th that included home runs from Dykstra and Daulton to extend its lead to 12-7. Toronto countered with two runs in the top of the 6th as White and Alomar scored on a single and a ground out. The Phillies then added a run in the 6th and another in the 7th to make the score 14-9. However, the Phillies relief corps could not hold Toronto from making a comeback. In the top of the 8th, the Blue Jays sent 10 players to the plate. Devon White's triple with two out scored Pat Borders and Rickey Henderson to put Toronto ahead, 15-14. Mike Timlin started the 8th and struck out the first two batters he faced before Duane Ward came on to strikeout Dykstra to end the inning. In the 9th, Ward hurled a 1-2-3 inning for his second save of the series in a game that took four hours and 14 minutes to play and was the highest scoring game in World Series history. Tony Fernandez had five RBI in the game while White had four.

**GAME #5:** Curt Schilling shutout Toronto, 2-0, in what was the second ever shutout of the Jays in the postseason. Pitted against Blue Jays ace Juan Guzman, he allowed just five hits (all singles) and struck out six Toronto batters for his first World Series win. The Phillies scored the only run they needed in the 1st inning when Dykstra, who had walked to lead off the game, scored on a John Kruk groundout. They added a second run in the very next inning as a pair of doubles cashed in Derrin Daulton. In the eighth, the Blue Jays threatened with a pair of runners on base but a strikeout by Devon White, followed by a Roberto Alomar ground out, ended their attempt. Guzman was equal to the challenge as he went seven innings, allowing both Philly runs while fanning six. The win sent the series back to Toronto with the Blue Jays holding a 3-2 edge.

**GAME #6:** Toronto started their quest for a second straight World Series Championship early as they notched three runs off Philly starter Terry Mulholland in the bottom of the 1st inning. A run in the 4th and a solo home run by Molitor in the 5th put Toronto up 5-1. Dave Stewart, the Toronto starter, held the Phillies to just one run over his first six innings. In the seventh, he surrendered a three-run homer to Lenny Dykstra, which was his fourth home run of the series. That led to Stewart being pulled from the game. Reliever Danny Cox came in with none out and surrendered two more runs before the Phillies were halted by Al Leiter. The damage had been done and Philadelphia was now leading, 6-5. After leaving the bases loaded in the 8th, Toronto made World Series history by erasing a one-run lead in the bottom of the ninth. Mitch Williams came in to start the inning and walked Rickey Henderson who led off. After a Devon White fly out, Molitor singled to centre to put runners at first and second. Right fielder Joe Carter then stepped up to the plate. On a 2-2 offering from Williams, Carter homered over the left-field wall for a three-run home run and propelled Toronto to its second consecutive World Series Championship with an 8-6 win.



BIOGRAPHIES

LAST SEASON

HISTORY

RECORDS

OPPONENTS

PLAYER DEV.

MEDIA & MISC.





## DIVISION SERIES

## TORONTO VS. TEXAS (W, 3-2)

**GAME #1:** In Toronto's first post-season game since 1993, the team found itself down early as Texas got on the board first, scoring two runs in the 3rd inning. The Rangers then opened up a 4-1 lead after a two-run home run by Robinson Chirinos in the top of the 5th. Jose Bautista cut the lead to 4-3, hitting a solo home run in the 6th inning. That was as close as the Blue Jays came though, as Rowned Odor added his own solo shot in the 7th inning to seal a 5-3 victory for Yovani Gallardo and the Rangers.

**GAME #2:** Both teams got on the board early as starters Cole Hamels and Marcus Stroman each allowed three runs over the first two innings. Toronto held a 4-3 lead entering the 8th inning until pinch-hitter Mike Napoli singled off of reliever Brett Cecil to score Delino DeShields to even the score at 4-4. The game remained tied until the 14th inning when the Blue Jays bullpen allowed two runs on four consecutive hits with two out in the inning. Toronto failed to respond in their half of the frame, giving the Rangers a commanding 2-0 series lead with the series heading to Texas.

**GAME #3:** With their team facing elimination, Troy Tulowitzki and Marco Estrada each put together remarkable performances to force a fourth game, after a Blue Jays 5-1 win over Texas. Tulowitzki collected four RBI in the contest, including a three-run home run in the 6th inning to put Toronto ahead, 5-0. Starter Marco Estrada allowed just one run on five hits over 6.1 innings pitched to record the win, the team's first in the postseason since Game 6 of the 1993 World Series.

**GAME #4:** Toronto took charge early, building a 7-0 lead behind starter R. A. Dickey, hitting three home runs off of Texas' Derek Holland before chasing him from the game in the 3rd inning. With two on in the 5th, Dickey exited the game with a 7-1 lead and David Price entered the game in relief. Despite allowing three runs over his 3.0 innings pitched, Price secured the win for Toronto, with Kevin Pillar adding three RBI in the 8-4 victory to send the series back to Rogers Centre.

**GAME #5:** Facing their third straight elimination game, the Blue Jays found themselves down early after starter Marcus Stroman allowed two runs over the first three innings. Toronto cut into the lead with one run on a Jose Bautista RBI double in the 2nd frame. The score remained 2-1 until the 6th when Edwin Encarnacion connected for a solo blast to tie the game at two. The Rangers retook the lead in the next frame after the ball struck the bat of Shin Soo Choo during Russell Martin's throw back to pitcher Aaron Sanchez. The ball deflected off the third baseline, allowing Rowned Odor to score from third. Although initially sent back to third, after much deliberation between umpires and both managers, John Gibbons and Jeff Bannister, the run stood, allowing the Rangers to take a 3-2 lead with the Blue Jays playing the game under protest. In the bottom of the 7th, Toronto's first three batters reached base following three consecutive errors by Rangers infielders. Josh Donaldson tied the game, hitting a sac fly to score Kevin Pillar. With two on and one out, Jose Bautista hit a three-run home run to put Toronto ahead, 6-3. Relievers Aaron Sanchez and Roberto Osuna held the Rangers scoreless over the next two innings to secure the team's third consecutive win and claim the series, 3-2.

## AMERICAN LEAGUE CHAMPIONSHIP SERIES

## TORONTO VS. KANSAS CITY (L, 2-4)

**GAME #1:** The Blue Jays opened the second round of the playoffs by being shutout by the Royals in Kansas City. Toronto starter Marco Estrada allowed three runs over his 5.1 innings, including a solo home run by Salvador Perez in the 4th. The Toronto offense was stymied by KC starter Edinson Volquez and the Royals bullpen, being held to just three hits in the game. Kansas City added two more runs late in the game to secure a 5-0 victory and a 1-0 series lead.

**GAME #2:** Looking to tie the series at one game apiece, Toronto turned to David Price in Game 2. The Blue Jays starter cruised through the first six innings, retiring 18 consecutive batters at one point to set a new club playoff record. With the Blue Jays leading 3-0 in the 7th, the Royals bats came alive, scoring five runs off of Price. Kansas City tacked on another run in the 8th inning to take a commanding 6-3 lead. The Blue Jays left nine men on base and were shutout over the final 3.2 innings by the Royals bullpen.

**GAME #3:** Trailing 1-0 after the 1st inning, Toronto rallied and tagged Kansas City starter Johnny Cueto for eight runs, chasing him from the game in the 3rd. The Blue Jays took a 9-2 lead after a six-run 3rd inning, highlighted by a Troy Tulowitzki three-run home run and a two-run shot by Josh Donaldson. Toronto went on to add two more runs, including a solo home run by Ryan Goins, joining Donaldson and Tulowitzki as the only trio of Blue Jays teammates to each record three RBI in a single playoffs game in club history. The Royals struck for four runs in the 9th inning, but Toronto held on for an 11-8 victory.

**GAME #4:** Toronto starter R.A. Dickey lasted only 1.2 innings, the shortest start by any Blue Jays starter in franchise post-season history, after allowing five runs, including four in the opening frame. The Jays plated two in the 4th off of KC starter Chris Young, the only runs they scored in the contest. Kansas City added nine runs over the final three innings to trounce the Blue Jays, 14-2, in a game that saw Toronto infielder Cliff Pennington enter the game as a reliever to record the final out of the eighth inning, becoming the first position player to pitch in the MLB postseason.

**GAME #5:** Manager John Gibbons turned to Marco Estrada in hopes of keeping the season alive. Estrada did not disappoint, allowing just one run on three hits over 7.2 innings. Toronto held a one-run lead entering the 6th frame before breaking out for four runs in the inning, with three of those runs driven in by a Troy Tulowitzki double. Toronto added two more runs in the game while the bullpen held the Royals to just one hit over the final 1.1 innings of the game to secure the victory and send the series back to Kansas City.

**GAME #6:** In their fifth elimination game of the postseason, Toronto found itself down 2-0 after two innings as starter David Price surrendered two solo home runs. A solo shot by Jose Bautista in 4th cut the Jays' deficit in half. The Royals added another in the 7th inning before Bautista answered back with a two-run home run to tie the game, 3-3, in the 7th inning, becoming the first Blue Jay in franchise history to record a multi-home run game in the postseason. Kansas City retook the lead in the top of the 8th as Eric Hosmer singled off of Roberto Osuna to drive home Lorenzo Cain for the 4-3 advantage. In the top of the 9th, Toronto had runners on second and third with none out but failed to drive home either runner as Wade Davis struck out two before inducing a groundout by Josh Donaldson to end the series.





## TORONTO VS. BALTIMORE (W, 1-0)

After clinching a playoff berth on the final day of the regular season, Toronto found itself hosting the club's first ever Wild Card game vs. the Orioles. The Blue Jays opened the scoring in the 2nd inning, courtesy of a Jose Bautista solo shot off of Baltimore starter Chris Tillman. The Orioles then took the lead in the following frame on a two-run home run by Mark Trumbo off of Toronto starter Marcus Stroman. In the bottom of the 5th, Ezequiel Carrera singled to drive home Michael Saunders, who doubled to open the frame. The game remained tied at two, forcing extra innings. In the bottom of the 11th inning, with two runners on and one out, Edwin Encarnacion hit a three-run walk-off home run off of Ubaldo Jimenez to send the Blue Jays to the ALDS.

## DIVISION SERIES

## TORONTO VS. TEXAS (W, 3-0)

**GAME #1:** A rematch of the 2015 ALDS saw Toronto square-off at Texas. The game remained scoreless until the 3rd inning when the Blue Jays scored five runs with two outs, highlighted by a three-run triple by Troy Tulowitzki. Toronto added two more runs in the 4th and another three in the 9th, courtesy of a Jose Bautista three-run home run. Blue Jays starter Marco Estrada tossed eight scoreless innings before allowing a run in the 9th (8.1 IP, 4H, 6K), leading the Jays to a 10-1 victory and a 1-0 series lead.

**GAME #2:** Looking to go up 2-0 in the ALDS, the Blue Jays struck first, opening the scoring in the 2nd inning on a two-run home run by Troy Tulowitzki. The Rangers got a run back in the 4th to cut Toronto's lead to one. The Blue Jays answered with three solo shots by Kevin Pillar, Ezequiel Carrera, and Edwin Encarnacion, off of Rangers starter Yu Darvish in the 5th inning to take a four-run lead. It marked the first time in club history to hit three home runs in a single inning in postseason play. Those five runs were all Toronto needed, winning the game, 5-3, to push Texas to the brink of elimination.

**GAME #3:** For the first time in the series the Blue Jays found themselves trailing in a game, after the Rangers opened the scoring by plating a run in the 1st inning. By the end of the inning the Jays found themselves, once again, in the lead, this time by a 3-1 score after a two-run home run by Edwin Encarnacion and a Russell Martin solo shot. The two teams each struck again in the 3rd frame, with Texas adding another run, courtesy of an Elvis Andrus home run, and the Blue Jays responding with another two of their own. The Rangers then took a 6-5 lead in the top of the 6th inning, having scored all six runs off of Toronto starter Aaron Sanchez. The Blue Jays once again tied the contest up in their half of the inning, with Troy Tulowitzki scoring on a passed ball. Both teams failed to plate another run, forcing the game into extra innings. In the bottom of the 10th, Josh Donaldson led off with a double, followed by an Edwin Encarnacion intentional walk. Two batters later, Russell Martin grounded into a fielder's choice with Donaldson moving up to third base on the play. On the throwing error by Texas second baseman Rougned Odor, Donaldson scored to win the game in a walk-off to sweep the series, 3-0.

## AMERICAN LEAGUE CHAMPIONSHIP SERIES

## TORONTO VS. CLEVELAND (L, 1-4)

**GAME #1:** For the second consecutive season Toronto found itself in the ALCS, facing the Indians in a playoff series for the first time in club history. The game remained scoreless until the 6th inning when Francisco Lindor hit a two-run home run off of Marco Estrada. Those two runs were the only ones scored in the game, with Toronto falling, 2-0, in the opening game. Estrada recorded his first career complete game in the loss, joining Jack Morris as the only Blue Jays pitchers in team history to throw a complete game in the postseason.

**GAME #2:** The Blue Jays once again found themselves trailing Cleveland after the Indians scored a run in the 2nd inning. Toronto tied the game in the following frame before seeing the lead relinquished in the bottom of the 3rd. The Blue Jays could muster only three hits in the contest, falling 2-1 in the game and into an 0-2 hole in the ALCS for a second straight year.

**GAME #3:** For the third consecutive game, the Indians opened the scoring, taking a 1-0 lead after the 1st inning. The Blue Jays responded in the 2nd, scoring a run of their own against the Cleveland bullpen, as starter Trevor Bauer was removed from the game after throwing only 21 pitches, which was due to a significant finger injury. After both teams exchanged runs, the Indians took the lead for good, scoring two more runs in the 6th off of Toronto starter Marcus Stroman. It marked the first time in franchise history that the Blue Jays found themselves down 0-3 in a post-season series.

**GAME #4:** Facing elimination for the second time in the playoffs, Toronto turned to Aaron Sanchez to keep their playoff hopes alive. For the first time in the series, the Blue Jays scored first and had their first lead of the ALCS. Cleveland cut their lead to 2-1 after the 5th inning. That would be as close as they would get with Sanchez allowing only two hits over his 6.0 innings of work. The Jays added two runs in the 7th on an Edwin Encarnacion bases-loaded single. They then tacked on one more in the 8th via a sacrifice fly from Kevin Pillar to take the game, 5-1.

**GAME #5:** For the fourth time over the five games, Cleveland jumped out to an early lead after scoring an unearned run in the 1st inning. Rookie Ryan Merritt shut the Toronto offense down for 4.1 innings, allowing only two hits. The Indians scored two more runs, both solo home runs off of Marco Estrada. The Blue Jays failed to muster any sort of offense, falling 3-0 in the game and 4-1 in the series.



## 2020

## WILD CARD

**TORONTO VS. TAMPA BAY (L, 0-2)**

**GAME #1:** Holding a 32-28 record after a shortened 60-game season, the Blue Jays returned to the postseason as the 8th seed in the American League. In the new 16-team playoff format, Toronto travelled to Tampa Bay for the entirety of the best-of-three Wild Card Series. The Jays outthit the Rays, 5-4, in Game 1 but were handed a 3-1 loss. Rowdy Tellez had a pinch-hit single and scored the team's lone run on a Bo Bichette sacrifice fly in the 8th inning.

**GAME #2:** The Rays used a six-run 2nd inning to power their way to an 8-2 victory and the series sweep. Mike Zunino hit a two-run homer and Hunter Renfroe belted a grand slam to cap Tampa Bay's 2nd-inning surge. Both of Toronto's runs came off of the bat of Danny Jansen, as he joined Jose Bautista as the only players in franchise history to record a multi-homer game in the playoffs.

## 2022

## WILD CARD

**TORONTO VS. SEATTLE (L, 0-2)**

**GAME #1:** The Blue Jays reached the playoffs with 92 wins and the top Wild Card spot, playing host to the Mariners for the best-of-three series in a revamped, 12-team, postseason format. Luis Castillo made his mark for the M's as he tossed 7.1 shutout frames, leading to a 4-0 Seattle victory. Matt Chapman managed Toronto's only extra-base hit as he went 2-for-4 with a double.

**GAME #2:** Toronto built up an 8-1 lead through five innings but was eventually ousted from the postseason as Seattle came back for a 10-9 win. The Blue Jays' offense was largely driven by Teoscar Hernández who belted a pair of home runs to finish 2-for-4 with four RBI and three runs scored. He joined Jose Bautista and Danny Jansen as the only players in franchise history to record a multi-homer game in the postseason.

## 2023

## WILD CARD

**TORONTO VS. MINNESOTA (L, 0-2)**

**GAME #1:** Toronto finished the regular season with 89 wins and the final American League Wild Card spot, enough for a best-of-three series in Minnesota. The Blue Jays kept the Twins to a total of five hits in Game 1, but ultimately fell by a 3-1 final. Kevin Kiermaier drove in Toronto's lone run as he finished 2-for-3 with a walk.

**GAME #2:** The Blue Jays managed to generate nine hits but were blanked, 2-0, by Sonny Gray and five Twins relievers. Bo Bichette recorded his second multi-hit game of the series while Santiago Espinal, Alejandro Kirk, and George Springer all chipped in with a pair of singles each. Minnesota shortstop Carlos Correa had the club's lone RBI of the day, squeaking a bases-loaded single up the middle for the go-ahead run in the 4th inning.

**2-0 in WORLD SERIES PLAY**

In 1993 the Toronto Blue Jays won the World Series and became just the 4th team in history to go undefeated in their first two trips to the Fall Classic.

1903, 1912 Boston Red Sox  
 1906, 1917 Chicago White Sox  
 1920, 1948 Cleveland Indians  
**1992, 1993 Toronto Blue Jays**  
 1997, 2003 Florida Marlins





Davis, Steve (hp) (85-'86)..... 25  
 DeBarry, Ken (hp) (91-'93)..... 46  
 DeBarr, Dennis (hp) (77)..... 22  
 Delgado, Carlos (1b)..... 6, 21, 25  
 (83-'94)  
 De Jong, Jordan (hp) (07)..... 57  
 DeJong, Paul (p) (23)..... 10  
 DeLabar, Steve (hp) (12-'15)..... 50  
 Dellucci, David (of) (09)..... 17  
 de los Santos, Valerio (hp) (04)..... 26  
 Dermody, Matt (hp) (16-'17)..... 50  
 DeRosa, Mark (if) (13)..... 16  
 DeWitt, Jeff (c) (87)..... 27  
 DeWitt, Matt (hp) (00-'01)..... 40, 49  
 Diamond, Scott (hp) (16)..... 32  
 Diaz, Aledmys (p) (18)..... 11  
 Diaz, Carlos (c) (90)..... 59  
 Diaz, Jonathan (if) (15)..... 14  
 Diaz, Robinson (c) (08)..... 14  
 Diaz, Yenny (hp) (19)..... 59  
 Dickerson, Corey (of) (21)..... 14  
 Dickey, R.A. (hp) (13-'16)..... 43  
 Dolis, Rafael (hp) (20-'21)..... 41  
 Dominguez, Matt (if) (16)..... 32  
 Dominque, Andy (c) (05)..... 56  
 Donaldson, Josh (if) (15-'18)..... 20  
 Dotel, Octavio (hp) (11)..... 29  
 Doubout, Felix (hp) (15)..... 57  
 Douglass, Sean (hp) (04)..... 24  
 Downs, Scott (hp) (10)..... 37  
 Drabek, Kyle (hp) (10-'14)..... 4  
 Drake, Oliver (hp) (18)..... 46  
 Drury, Brandon (if) (18-'20)..... 3, 10  
 Ducey, Rob (of) (87-'92-'00)..... 20, 22, 40  
 Dull, Ryan (hp) (19)..... 73  
 Duncan, Mariano (if) (97)..... 24  
 Dyson, Jarrod (of) (21)..... 11  
 Dyson, Sam (hp) (12)..... 35

**E (18)**  
 Eckenstein, David (if) (08)..... 11  
 Eden, Cam (of) (23-)..... 31  
 Edge, Butch (hp) (79)..... 16  
 Edwards Jr., Carl (hp) (21)..... 43  
 Eichhorn, Mark (hp) (82)..... 68  
 '86-'88-'92-'93)..... 28, 38, 48  
 Encarnacion, Edwin (if) (09-'16)..... 7, 10, 12  
 Eppard, Jim (hp) (90)..... 26  
 Escobar, Kelvin (hp) (97-'03)..... 45, 47  
 Escobar, Yumel (if) (10-'12)..... 5  
 Espinoza, Santiago (if) (20-)..... 5  
 Espinosa, Nino (hp) (18)..... 38  
 Estellella, Bobby (c) (04)..... 20  
 Estrada, Marco (hp) (15-'18)..... 25  
 Estrella, Leo (hp) (00)..... 53  
 Evans, Tom (if) (97-'98)..... 2, 28  
 Eveland, Dana (hp) (10)..... 30  
 Eyre, Sam (if-of-dh) (77-'78)..... 5  
 Frye, Scott (hp) (01-'02)..... 29

**F (31)**  
 Fairly, Ron (if-of) (77)..... 6  
 Fanfar, Danny (hp) (11-'12)..... 40  
 Fasano, Sal (c) (07)..... 13  
 Feierabend, Ryan (hp) (19)..... 60  
 Feldman, Scott (hp) (16)..... 46  
 Felix, Junior (of) (89-'90)..... 47, 54  
 Fernandez, Jose (hp) (18)..... 50  
 Fernandez, Tony (if) (83-'90-'93-'98-'99-'01)..... 1  
 Fielder, Cecil (dh-1b) (85-'88)..... 23  
 Figueroa, Luis (if) (06)..... 46  
 File, Bob (hp) (01-'02-'04)..... 36  
 Finer, Tom (hp) (85)..... 49  
 Fisher, Derek (if) (19-'20)..... 20, 23  
 Flanagan, Mike (hp) (87-'90)..... 46  
 Fletcher, Huck (hp) (93-'96-'97-'32-'38  
 Fletcher, Darrin (c) (98-'02)..... 9  
 Floyd, Gavin (hp) (16)..... 39  
 Font, Wilmer (hp) (19-'20)..... 63  
 Francis, Bowden (hp) (22)..... 44, 59  
 Francis, Jeff (hp) (15)..... 33  
 Francisco, Ben (of) (12)..... 38  
 Francisco, Frank (hp) (11)..... 50  
 Francisco, Juan (if) (14)..... 47  
 Frascatore, John (hp) (99-'01)..... 52  
 Fraser, Willie (hp) (91)..... 27  
 Fraser, Jason (hp) (04-'11)..... 12, 54  
 Frederick, Kevin (hp) (04)..... 48  
 Frel, Ryan (if) (01)..... 11  
 Freisleben, Dave (hp) (79)..... 25  
 Frye, Jeff (if) (01)..... 1  
 Fullmer, Brad (dh) (00-'01)..... 20

**G (64)**  
 Gage, Matt (hp) (22)..... 91  
 Galvis, Freddy (if) (19)..... 16

Garcia, Carlos (if) (97)..... 13  
 Garcia, Damaso (if) (80-'86)..... 7  
 Garcia, Jaime (hp) (18)..... 57  
 Garcia, Pedro (if) (77)..... 38  
 Garcia, Yimi (hp) (22-)..... 33  
 Garvin, Jerry (hp) (77-'82)..... 36  
 Gaudin, Chad (hp) (05)..... 35  
 Gausman, Kevin (hp) (22-)..... 34  
 Gaviglio, Sam (hp) (18-'20)..... 43  
 Geisel, Dave (hp) (82-'83)..... 35  
 Germano, Justin (hp) (13)..... 52  
 Getz, Chris (if) (14)..... 39  
 Giannelli, Ray (if) (91)..... 19  
 Giles, Ken (hp) (18-'20)..... 51  
 Gilles, Tom (hp) (90)..... 46  
 Gillespie, Cole (of) (14)..... 9  
 Givens, Brad (if) (16)..... 57  
 Glaus, Troy (of) (06-'07)..... 25  
 Glenn, Brad (of) (14)..... 55  
 Glover, Gary (hp) (99)..... 51  
 Glynn, Ryan (of) (04)..... 51  
 Godley, Zack (hp) (19)..... 46  
 Goins, Yairo (if) (13-'17)..... 17  
 Gomes, Jay (c) (12)..... 68  
 Gomez, Chris (if) (04)..... 79  
 Gomez, Luis (if) (78-'79)..... 11  
 Gonzalez, Rene (if) (91)..... 88  
 Gonzalez, Alex (if) (10)..... 11  
 Gonzalez, Alex S. (if) (94-'01)..... 2  
 Gonzalez, Edgar (hp) (13)..... 35  
 Goodwin, Curtis (of) (99)..... 17  
 Gordon, Don (hp) (86-'87)..... 39  
 Goss, Anthony (of) (12-'14)..... 8, 43  
 Gote, Jim (hp) (82-'84)..... 38  
 Gozdo, Mauro (hp) (89)..... 47  
 Gravenand, Curtis (of) (18)..... 18  
 Gravenand, Kendall (hp) (14)..... 31  
 Grebeck, Craig (if) (98-'00)..... 4  
 Green, Chad (hp) (23-)..... 37  
 Green, Nick (if) (10)..... 21  
 Green, Shairon (if) (93-'99)..... 21  
 Greene, Charlie (c) (00)..... 2  
 Greene, Todd (of) (00)..... 27  
 Greene, Willie (if) (99)..... 12  
 Gregg, Kevin (hp) (10)..... 63  
 Grichuk, Randal (of) (18-)..... 15  
 Griffin, Alfredo (if) (79-'84-'92-'93)..... 4  
 Griffin, John-Ford (of) (05-'07)..... 11, 24  
 Griffin, Foster (hp) (22)..... 60  
 Grill, Jason (hp) (16-'17)..... 37  
 Grini, Steve (hp) (79)..... 45  
 Gronkiewicz, Lee (hp) (07)..... 62  
 Gross, Gabe (of) (04-'06)..... 18, 21  
 Gruber, Kelly (if) (84-'92)..... 9  
 Guerra, Jairo (hp) (19)..... 48  
 Guerrero Jr., Vladimir (if) (19-'20)..... 7  
 Guerrieri, Taylor (hp) (18)..... 65  
 Guilmet, Preston (hp) (18)..... 49  
 Gunderson, Eric (hp) (00)..... 39  
 Gurriel Jr., Lourdes (of) (18-)..... 13  
 Guthrie, Mark (hp) (01)..... 38  
 Guzman, Juan (hp) (91-'98)..... 57, 66

**H (56)**  
 Haack, Matt (if) (15)..... 23  
 Hall, Darren (hp) (94-'95)..... 36  
 Halladay, Roy (hp) (98-'99)..... 32, 59  
 Hamilton, Joey (hp) (99-'01)..... 50  
 Hall, Brad (hp) (21)..... 52  
 Hanson, Alan (if) (19)..... 1, 19  
 Hanson, Eric (hp) (96-'98)..... 39  
 Happ, J.A. (hp) (12-'14-'16-'18)..... 33, 48  
 Hargan, Steve (hp) (77)..... 56  
 Harrell, Lucas (hp) (17)..... 57  
 Hartenstein, Chuck (hp) (17)..... 24  
 Hatch, Chris (hp) (20-'23)..... 31  
 Hatfield, John (if) (06)..... 23  
 Hauschild, Mike (hp) (18)..... 44  
 Hawkins, LaTroy (hp) (15)..... 32  
 Hayhurst, Dirk (hp) (09)..... 58  
 Hearnoff, Jeff (c) (85-'86)..... 54  
 Hechavarria, Adeiny (if) (12)..... 3  
 Heimesner, A. (c) (22-)..... 22, 51, 55  
 Henderson, Ricky (of) (93)..... 14, 24  
 Hendrickson, Mark (hp) (02-'03)..... 43  
 Hendriks, Liam (hp) (14-'15)..... 31, 39  
 Henke, Tom (hp) (85-'92)..... 50  
 Hentgen, Pat (hp) (91-'99)..... 04, 41  
 Heredia, Felix (hp) (02)..... 49  
 Herlihy, Hans, Chad (of) (04-'05)..... 33  
 Hernandez, Jose (hp) (79-'82-'29, 39  
 Hernández, Teoscar (of) (17-'22)..... 37  
 Hernandez, Toby (c) (84)..... 54  
 Hernandez, Xavier (hp) (89)..... 42  
 Hicks, Jordan (hp) (23)..... 12  
 Hill, Aaron (if) (05-'11)..... 2  
 Hill, Gianellani (of) (89-'91)..... 24, 29  
 Hill, Shawn (hp) (10)..... 31, 45

Hillenbrand, Shea (if) (05-'06)..... 29  
 Hinske, Eric (of) (02-'06)..... 11  
 Hodgson, Paul (of) (80)..... 49  
 Hoffpauir, Jarrett (if) (10)..... 3, 5  
 Hollins, Dave (dh) (99)..... 17  
 Horsman, Vince (hp) (91)..... 26  
 Horton, Willie (dh) (78)..... 48  
 Horwitz, Spencer (if) (23-)..... 46  
 House, T.J. (hp) (18-'20)..... 44  
 Howell, Roy (if) (77-'80)..... 13  
 Howell, J.P. (hp) (17)..... 56  
 Hoying, Jared (of) (21)..... 18  
 Huckaby, Ken (c) (02-'03-'05)..... 20  
 Hudek, John (hp) (99)..... 43  
 Hudson, Daniel (hp) (19)..... 46  
 Hudson, Orlando (of) (02-'05)..... 1, 3  
 Huff, Michael (of) (94-'96)..... 26  
 Huffman, Phil (hp) (79)..... 47  
 Hurtado, Edwin (hp) (95)..... 32  
 Hutcherson, Drew (hp) (12-'16)..... 36  
 Hutton, Tommy (if-of) (78)..... 14  
 Hynes, Colt (hp) (15)..... 49

**I (6)**  
 Igarashi, Ryota (hp) (12)..... 56  
 Infante, Alexis (if) (87-'89)..... 1, 4  
 Inglett, Joe (if) (07-'09)..... 14  
 Iorg, Garth (if-of) (78-'80-'87)..... 16, 29  
 Izurius, Cesar (if) (01)..... 2  
 Izurius, Maicer (if) (13-'15)..... 3

**J (22)**  
 Jackson, Darrin (of) (93)..... 13  
 Jackson, Edwin (hp) (19)..... 33  
 Jackson, Jay (hp) (23)..... 35  
 Jackson, Roy Lee (hp) (81-'84)..... 25  
 Jansen, Danny (c) (18-)..... 9  
 Janssen, Casey (hp) (06-'14)..... 44  
 Janzen, Marty (hp) (96-'97)..... 36  
 Jarrett, Jesse (hp) (77-'80)..... 34  
 Jeffers, Jeremy (hp) (13)..... 33  
 Jenkins, Chad (hp) (12-'15)..... 64  
 Johnson, Cliff (dh) (83-'86)..... 00, 44  
 Johnson, Dan (if) (14)..... 16  
 Johnson, Dane (hp) (96)..... 50  
 Johnson, Jerry (hp) (77)..... 44  
 Johnson, Jerry (hp) (86-'87)..... 33  
 Johnson, Josh (hp) (13)..... 55  
 Johnson, Keshi (if) (11-'12)..... 2  
 Johnson, Reed (of) (03-'07)..... 3, 37  
 Johnson, Tim (if) (78-'79)..... 16  
 Johnson, Tony (of) (82)..... 45  
 Jordan, Ricardo (hp) (95)..... 49  
 Joseph, Caleb (c) (20)..... 7

**K (26)**  
 Katoh, Gosuke (if) (22)..... 29  
 Kawasaki, Munerori (if) (13-'15)..... 66  
 Kay, Anthony (hp) (19)..... 47, 70  
 Kelly, Pat, C. (c) (80)..... 8  
 Kelly, Pat F. (if) (99)..... 9  
 Kennedy, Joe (hp) (07)..... 46  
 Kent, Jeff (if) (92)..... 11  
 Kershner, Jason (hp) (02-'04)..... 23, 46  
 Key, Jimmy (hp) (03)..... 22, 27  
 Kieley, Bobby (of) (93)..... 24  
 Kiernander, Kevin (of) (23)..... 39  
 Kikuchi, Yusel (hp) (22-)..... 16  
 Kilgus, Paul (hp) (90)..... 39  
 Kingham, Nick (hp) (19)..... 66  
 Kirk, Alejandro (c) (20-)..... 30, 85  
 Kirkwood, Don (hp) (78)..... 32  
 Kluts, Mickey (if) (83)..... 27  
 Knorr, Randy (c) (91-'95)..... 27, 54  
 Koch, Billy (hp) (99-'01)..... 44  
 Koehler, Tom (hp) (17)..... 20  
 Korsky, Bobby (hp) (12-'14)..... 40, 51  
 Koskie, Corey (if) (05)..... 47  
 Kottaras, George (c) (14)..... 14  
 Kratz, Eric (c) (14)..... 32  
 Kucek, Jack (hp) (80)..... 32  
 Kusick, Craig (if) (79)..... 5

**L (56)**  
 Laffey, Aaron (hp) (12-'13)..... 32  
 Lake, Junior (of) (16)..... 48  
 Lamb, Jake (if) (21)..... 10  
 Lamp, Dennis (hp) (84-'86)..... 53  
 Langhans, Ryan (of) (13)..... 18  
 LaRoche, Andy (if) (12)..... 31  
 Latham, Chris (of) (01)..... 27  
 Latos, Mat (hp) (17)..... 57  
 Lavelle, Gary (hp) (85-'87)..... 46  
 Law, Derek (hp) (19)..... 64  
 Lawless, Tom (if) (89-'90)..... 18  
 Lawrence, Casey (hp) (17-'22)..... 59, 62  
 Lawrence, Joe (if) (02)..... 14  
 Lawrie, Brett (if) (11-'14)..... 13, 17

Leach, Rick (1b-of) (84-'88)..... 9  
 League, Brandon (hp) (04-'09)..... 22, 35  
 Lea, Luis (hp) (80-'85)..... 48  
 Ledezma, Wilfredo (hp) (11)..... 58  
 Lee, Manny (if) (85-'92)..... 2, 4  
 Leiter, Al (hp) (89-'95)..... 28  
 Leiter Jr., Mark (hp) (18)..... 62  
 Lemanczyk, Dave (hp) (77-'80)..... 23  
 Lemongello, Mark (hp) (79)..... 40  
 Lennon, Patrick (of) (98-'99)..... 20  
 Leon, Arnold (hp) (16)..... 68  
 Leone, Dominic (hp) (17)..... 51  
 Leshar, Brian (of) (02)..... 31  
 Lewis, Fred (of) (10)..... 15  
 Lewis, Rommie (hp) (10-'11)..... 35, 50  
 Lidie, Cory (hp) (03)..... 21  
 Lieberberg, Kerry (hp) (04)..... 46  
 Lilly, Terry (hp) (04-'08)..... 31  
 Lincoln, Brad (hp) (12-'13)..... 49  
 Lind, Adam (of) (06-'14)..... 26  
 Linton, Doug (hp) (92-'93-'03-'26)..... 30  
 Liriano, Francisco (hp) (16-'17)..... 45  
 Lirio, Nelson (if) (87-'90)..... 2  
 Litsch, Jesse (hp) (07-'12)..... 51  
 Lloyd, Graeme (hp) (99)..... 37  
 Loazio, Esteban (hp) (00-'02)..... 21  
 Loewen, Adam (of) (11)..... 39  
 Lopez, Aquilino (hp) (03-'04)..... 44  
 Lopez, Felipe (if) (01-'02)..... 7  
 Lopez, Luis (if) (01)..... 12  
 Lopez, Otto (of) (21-)..... 51, 72  
 Lopez, Rafael (c) (17)..... 10  
 Loup, Aaron (hp) (12-'18)..... 62  
 Lowe, Mark (hp) (15)..... 57  
 Luciano, Elvis (hp) (19)..... 65  
 Ludwick, Eric (hp) (99)..... 40  
 Luebber, Steve (hp) (79)..... 46  
 Lukenen, Rick (hp) (90)..... 38  
 Lukes, Nathan (of) (23-)..... 38  
 Luna, Hector (if) (07-'08)..... 18  
 Luplow, Jason (if) (23-)..... 7  
 Lyon, Brandon (hp) (01-'02)..... 28, 31

**M (82)**  
 MacDonald, Bob (hp) (90-'92)..... 45  
 Macha, Ken (if) (81)..... 8  
 Macha, Mike (if) (80)..... 11  
 Mahler, Mickey (hp) (86)..... 40  
 Maile, Luke (c) (17-'19)..... 21, 22  
 Makiadlian, Mike (if) (92)..... 21  
 Majdonado, Candy (of) (91-'92-'95)..... 23  
 Manoh, Alek (hp) (21-)..... 9  
 Manrique, Fred (if) (81-'84)..... 2  
 Marcum, Shaun (hp) (05-'10)..... 28  
 Martin, Norberto (if) (99)..... 3, 38  
 Martin, Russell (c) (15-'18)..... 55  
 Martinez, Buck (c) (81-'86)..... 13  
 Martinez, Dave (of) (00)..... 14  
 Martinez, Domingo (1b) (92-'93)..... 5, 19  
 Martinez, Sandy (c) (95-'97)..... 35, 53  
 Mason, Jim (if) (71)..... 11  
 Mastroianni, Darrin (of) (11-'14)..... 1, 33  
 Matheny, Mike (c) (99)..... 11, 22  
 Mattis, Jeff (if) (12)..... 6  
 Matusek, Len (dh) (85)..... 25  
 Matz, Steven (hp) (21)..... 22  
 Maurer, David (hp) (04)..... 51  
 Mayberry, John (1b) (78-'82)..... 9  
 Mayberry Jr., John (of) (14)..... 9  
 Mayza, Tim (hp) (17)..... 58  
 Mazzilli, Lee (of-dh) (89)..... 13  
 McCoy, Mike (if) (23)..... 10  
 McCoy, Mason (if) (12-)..... 18  
 McDonald, John (if) (05-'11)..... 6  
 McDonald, Dustin (hp) (05-'07)..... 29, 40  
 McGriff, Fred (1b) (86-'90)..... 19  
 McGuire, Deck (hp) (18)..... 48  
 McGuire, Reese (c) (18-)..... 7, 10, 70  
 McKay, Dave (if) (77-'79)..... 39  
 McKinney, Billy (of) (18-'20)..... 28  
 McClaghlin, Joey (hp) (80-'84)..... 50  
 McRae, Brian (of) (99)..... 56  
 McEnch, Kevin (of) (08)..... 36  
 Menecchino, Frank (if) (04-'05)..... 4  
 Menhart, Paul (hp) (94)..... 55  
 Merced, Oriano (of) (97)..... 6  
 Merrifield, Whit (ul) (22-'23)..... 1, 15  
 Merryweather, Jullian (hp) (20-'67)..... 67  
 Michalak, Chris (hp) (01)..... 17  
 Miller, Kevin (if) (09)..... 15, 30  
 Miller, Dyar (hp) (79)..... 46  
 Miller, Justin (hp) (02-'05)..... 34  
 Miller, Trevor (hp) (03-'11)..... 43, 51  
 Mills, Brad (hp) (09-'11)..... 38, 59  
 Milner, Brian (c) (78)..... 3  
 Milone, Tommy (hp) (21)..... 69

Milone, Tommy (hp) (21)..... 69



Mirabella, Paul (hp) ('80-'81)..... 42  
 Moffitt, Randy (hp) ('83)..... 17  
 Molina, Bengie (c) ('06)..... 1  
 Molina, Jose (c) ('10-'11)..... 8  
 Molitor, Paul (dh) ('83-'85)..... 19  
 Mondesi, Raul (of) ('00-'02)..... 43  
 Montero, Miguel (c) ('17)..... 39, 47  
 Moore, Balof (hp) ('78-'80)..... 39  
 Moore, Charlie (c) ('87)..... 21  
 Morales, Franklin (hp) ('16)..... 56  
 Morales, Kendrys (dh) ('17-'18)..... 8  
 Moran, Brian (hp) ('20)..... 48  
 Morandini, Mickey (if) ('00)..... 1  
 Moreno, Gabriel (c) ('22)..... 55  
 Morgan, Mike (hp) ('83)..... 30  
 Morris, Jack (hp) ('92-'93)..... 47  
 Morrow, Brandon (hp) ('10-'14)..... 23  
 Mossby, Lloyd (of) ('80-'89)..... 5  
 Mosquera, Julio (c) ('96-'97)..... 43  
 Mottola, Chad (of) ('00)..... 21, 22  
 Mullinix, Lance (if) ('82-'82)..... 5  
 Munro, Peter (hp) ('99-'00)..... 13, 69  
 Murphy, Bill (hp) ('09)..... 62  
 Murphy, Patrick (hp) ('20-'21)..... 66  
 Murphy, Tom (hp) ('77-'79)..... 45  
 Murray, Dale (hp) ('81-'82)..... 33  
 Musselman, Jeff (hp) ('86-'89)..... 13, 32, 35  
 Musselman, Ron (hp) ('84-'89)..... 30  
 Myers, Greg (c) ('87-'89-'92-'03-'05)..... 16, 21, 28, 52  
 Myers, Randy (hp) ('98)..... 28

**N (13)**  
 Nakamura, Michael (hp) ('04)..... 53  
 Navarro, Dioner (c) ('14-'15-'16)..... 30  
 Ngoepe, Gift (if) ('18)..... 61  
 Nickeas, Mike (c) ('13)..... 15  
 Nicotia, Steve (c) ('85)..... 35  
 Niekro, Phil (hp) ('87)..... 35  
 Nix, Jayson (if) ('11)..... 28  
 Nix, Otis (of) ('96-'97)..... 28  
 Nolin, Sean (hp) ('13-'14)..... 35  
 Nordbrook, Tim (if) ('77-'78)..... 16  
 Nordhagen, Wayne (of-dh) ('82)..... 30  
 Norris, Daniel (hp) ('14-'15)..... 32  
 Nunez, Jose (hp) ('87-'89)..... 45

**O (14)**  
 O'Brien, Charlie (c) ('96-'97)..... 22  
 Oh, Seungwhan (hp) ('18)..... 22  
 Ohka, Tomo (hp) ('07)..... 18  
 Okrusch, John (1b-dh) ('89-'96)..... 9  
 Oliver, A.J. (hp) ('85)..... 0  
 Oliver, Darren (hp) ('12-'13)..... 38  
 Olmedo, Ray (if) ('07)..... 0  
 Ohman, Mike (c) ('17)..... 43  
 Orta, Jorge (of-dh) ('83)..... 33  
 Ortiz, Ramon (hp) ('13)..... 34  
 Osuna, Roberto (hp) ('15-'18)..... 54  
 Oteaz, Willis (if) ('99)..... 10  
 Overbay, Lyle (if) ('06-'10)..... 17, 35  
 Overton, Connor (hp) ('21)..... 44

**P (42)**  
 Painter, Lance (hp) ('00-'01)..... 28, 40  
 Palacios, Josh (of) ('21-)..... 77  
 Panik, Joe (if) ('20-'21)..... 10  
 Pannone, Thomas (hp) ('18-'20)..... 45  
 Parades, Jimmy (if) ('16)..... 37  
 Parker, Dave (dh) ('91)..... 39  
 Parmley, Jan (of) ('17)..... 10  
 Paris, Steve (hp) ('01-'02)..... 39  
 Parrish, John (hp) ('08)..... 31  
 Parrish, Lance (c) ('95)..... 13  
 Parsons, Wes (hp) ('23)..... 46  
 Patterson, Corey (of) ('11)..... 16  
 Paulley, David (hp) ('12)..... 49  
 Paulino, David (hp) ('18)..... 22  
 Paymans, Joel (hp) ('21)..... 54  
 Pearce, Steve (if/oh) ('17-'18)..... 28  
 Pearce, Nate (hp) ('20-)..... 24  
 Pennington, Cliff (if) ('15)..... 9  
 Perez, Hector (hp) ('20)..... 64  
 Perez, Luis (hp) ('13)..... 57  
 Perez, Juan (hp) ('11-'13)..... 47  
 Perez, Robert (of) ('94-'97)..... 17  
 Perez, Tomas (if) ('95-'96)..... 1, 13  
 Peterson, Robert (hp) ('97-'99)..... 31  
 Peterson, Adam (hp) ('04)..... 59  
 Petrali, Geno (c) ('82-'84)..... 14

Petricca, Jake (hp) ('18)..... 39  
 Phelps, David (hp) ('19-'21)..... 35  
 Phelps, Josh (c) ('00-'04)..... 17  
 Phillips, Jason (c) ('06-'07)..... 47  
 Phillips, Kyle (c) ('09)..... 31  
 Phillips, Tony (of) ('98)..... 12  
 Pillar, Kevin (of) ('13-'19)..... 11, 22  
 Pleasac, Dan (hp) ('97-'99;'01-'02)..... 19  
 Politte, Cliff (hp) ('02-'03)..... 19  
 Poole, Dalton (of) ('14-)..... 23, 45  
 Pond, Simon (of) ('04)..... 18  
 Pop, Zach (hp) ('22-)..... 56  
 Powell, Hosken (of-dh) ('82-'83)..... 22  
 Price, David (hp) ('15)..... 14  
 Prokepec, Luke (hp) ('02)..... 44  
 Purcey, David (hp) ('08-'11)..... 25

**Q (3)**  
 Quantrill, Paul (hp) ('96-'01)..... 48  
 Quinlan, Tom (if) ('90-'92)..... 16  
 Quiroz, Guillermo (c) ('04-'05)..... 16

**R (50)**  
 Rader, Doug (if) ('77)..... 10  
 Rainer, Carlos (hp) ('17-'18)..... 36, 38  
 Ramirez, Neil (hp) ('19)..... 33  
 Ramos, Domingo (if) ('80)..... 17  
 Rasmus, Colby (of) ('11-'14)..... 28  
 Rasmussen, Eric (hp) ('14-'15)..... 50  
 Rauch, Jon (hp) ('11)..... 60  
 Ray, Robbie (hp) ('20-'21)..... 38  
 Ray, Robert (hp) ('09-'10)..... 60  
 Redmond, Todd (hp) ('13-'15)..... 58  
 Reed, Jeremy (if) ('10)..... 7  
 Refsnyder, Rob (if) ('17)..... 39  
 Reichert, Dan (hp) ('03)..... 54  
 Reid-Foley, Sean (hp) ('18-'20)..... 54  
 Reimold, Nolan (of) ('14)..... 14  
 Revere, Ben (of) ('15)..... 17  
 Revering, Dave (1b-dh) ('82)..... 10  
 Reyes, Jo Jo (hp) ('11)..... 37  
 Reyes, Jose (if) ('13-'15)..... 2  
 Richard, Clayton (hp) ('19)..... 2  
 Richards, Trevor (hp) ('21-)..... 33  
 Richmond, Scott (hp) ('08-'12)..... 48, 57  
 Righetti, Dave (hp) ('94)..... 24  
 Riis, Alex (of) ('04-'09)..... 15  
 Risley, Bill (hp) ('96-'98)..... 55  
 Rivera, Juan (of) ('20-'21)..... 20  
 Roark, Tanner (hp) ('20-'21)..... 14  
 Roberts, Leon (of-dh) ('82)..... 3  
 Roberts, Ryan (if) ('06-'07)..... 4, 20  
 Robertson, Bob (1b-dh) ('79)..... 5  
 Robinson, Kenny (hp) ('95-'97)..... 44, 52  
 Rodriguez, Nerio (hp) ('98-'99)..... 39  
 Roenicke, Josh (hp) ('09-'10)..... 17, 33  
 Rogers, Esmil (hp) ('13-'14)..... 32  
 Rogers, Jimmy (hp) ('95)..... 47  
 Rolan, Scott (if) ('08-'09)..... 33  
 Romano, Jordan (hp) ('19-)..... 68  
 Romano, Mike (hp) ('99)..... 46  
 Romero, Davis (hp) ('06)..... 50  
 Romero, Ricky (hp) ('09-'13)..... 24  
 Romo, Sergio (hp) ('22)..... 54  
 Roof, Phil (c) ('77)..... 4  
 Rosario, Francisco (hp) ('06)..... 36  
 Ross, Mark (hp) ('88)..... 21  
 Roussac, Zac (hp) ('19)..... 59  
 Rowley, Chris (hp) ('17-'18)..... 45, 47  
 Ruiz, Randy (if) ('09-'10)..... 3, 21  
 Ryan, B.J. (hp) ('06-'09)..... 52  
 Ryan, Hyun Ji (hp) ('20-'23)..... 99  
 Rzepczynski, Marc (hp) ('09-'11)..... 34

**S (73)**  
 Saitaliamaccia, Jarrod (c) ('17)..... 10  
 Samu, Juan (if-oh) ('96-'99)..... 11  
 Sanchez, Aaron (hp) ('14-'19)..... 41  
 Sanchez, Alex (hp) ('89)..... 33  
 Sanders, Anthony (of) ('99)..... 27  
 Santiago, Benito (c) ('97-'98)..... 18  
 Santos, Luis (hp) ('17-'18)..... 56, 71  
 Santos, Sergio (hp) ('12-'14)..... 21  
 Saucedo, Taylor (hp) ('21-)..... 46, 52, 54  
 Saunders, Michael (of) ('15-'17)..... 21  
 Schneider, Davis (ublj) ('23-)..... 36  
 Schoenfeld, Scott (hp) ('05-'06)..... 60  
 Schofield, Dick (ss) ('93-'94)..... 4, 22  
 Schorn, Ken (hp) ('80-'82)..... 21, 31  
 Schultz, Bo (hp) ('15-'16)..... 47  
 Scott, John (of) ('77)..... 11

Scutaro, Marco (if) ('08-'09)..... 19  
 Segui, David (if) ('99)..... 19  
 Semien, Marcus (if) ('21)..... 10  
 Sentance, Steve (hp) ('82)..... 34  
 Service, Scott (hp) ('03)..... 53  
 Shafer, Justin (hp) ('18-'19)..... 50, 66  
 Sharperson, Mike (if) ('87)..... 10  
 Shaw, Travis (if) ('20)..... 6  
 Shepherd, Ron (of) ('84-'86)..... 21  
 Shoemaker, Matt (hp) ('19-'20)..... 34  
 Sierra, Moises (of) ('12-'14)..... 14  
 Sierra, Ruben (of) ('97)..... 14  
 Silva, Jose (hp) ('96)..... 45  
 Simmons, Brian (of) ('01)..... 22  
 Sinclair, Steve (hp) ('98-'99)..... 46, 53  
 Singer, Bill (hp) ('77)..... 48  
 Small, Aaron (hp) ('94)..... 38  
 Smith, Chris (hp) ('17)..... 44  
 Smith Jr., Dwight (of) ('17-'18)..... 15, 27  
 Smith, Jason (if) ('07)..... 14  
 Smith, Jose (hp) ('17)..... 38  
 Smith, Kevin (if) ('21)..... 66  
 Smith, Mike (hp) ('02)..... 53  
 Smith, Murphy (hp) ('18-'19)..... 14  
 Smoak, Justin (if) ('15-)..... 13, 14  
 Sneed, Kirby (hp) ('21)..... 60  
 Snider, Travis (of) ('08-'12)..... 45  
 Snyder, Cory (if-oh) ('91)..... 27  
 Sogard, Eric (if) ('19)..... 52  
 Sojo, Luis (if) ('90-'93)..... 2, 6, 13  
 Solata, Tony (1b-dh) ('79)..... 27  
 Solarte, Yanguersy (if) ('18)..... 26  
 Soria, Joakim (hp) ('21)..... 28  
 Sparkman, Glenn (hp) ('17)..... 46  
 Speier, Justin (hp) ('04-'06)..... 30  
 Spoljaric, Paul (hp) ('94-'96-'97-'99)..... 24, 40, 45  
 Sprague, Ed (if-c) ('91-'98)..... 33  
 Springer, George (of) ('21-)..... 4  
 St. Claire, Randy (hp) ('94)..... 37  
 Staags, Steve (if) ('77)..... 2  
 Stairs, Matt (if-oh) ('07-'08)..... 24  
 Stanley, Mike (dh) ('98)..... 20  
 Stark, Matt (c) ('87)..... 40  
 Stewart, Brock (hp) ('19)..... 35  
 Stewart, Dave (hp) ('93-'94)..... 34  
 Stewart, Shannon (of) ('95-'03; '08)..... 7, 23, 24  
 Stewart, Zach (hp) ('11)..... 50  
 Stieb, Dave (hp-of) ('79-'92-'98)..... 37  
 Storen, Drew (hp) ('16)..... 45  
 Storey, Mickey (hp) ('13)..... 37  
 Stottlemire, Todd (hp) ('88-'94)..... 16, 30  
 Stripling, Ross (hp) ('20)..... 48  
 Stromer, Marcus (hp) ('14-'19)..... 6, 54  
 Sturtz, Tanyon (hp) ('03)..... 31  
 Swann, Pedro (of) ('02)..... 57  
 Swanson, Erik (hp) ('23)..... 50  
 Sweeney, Darnell (of) ('18)..... 38

**T (29)**  
 Tabler, Pat (if) ('91-'92)..... 15  
 Tallet, Brian (hp) ('06-'10-'11)..... 56  
 Tam, Jeff (hp) ('03)..... 33  
 Tapia, Raimel (of) ('22)..... 15  
 Taubenheim, Ty (hp) ('06-'07)..... 43  
 Taylor, Beau (c) ('19)..... 72  
 Teahen, Mark (if) ('11)..... 20  
 Tellez, Rowdy (1b) ('18-'21)..... 44, 68  
 Tepera, Ryan (hp) ('15-'19)..... 52  
 Tephach, Nick (hp) ('17)..... 48  
 Thames, Eric (of) ('11-'12)..... 14, 46  
 Thigpen, Curtis (c) ('07-'08)..... 7  
 Thole, Josh (c) ('13-'16)..... 22, 30  
 Thomas, Frank (dh) ('07-'08)..... 35  
 Thompson, Andy (of) ('00)..... 16  
 Thomson, Lou (if) ('65-'87-'98)..... 28  
 Thornton, Trent (hp) ('19-'23)..... 57  
 Thurman, Corey (hp) ('02-'03)..... 35  
 Tice, Ty (hp) ('21)..... 60  
 Trimlin, Mike (hp) ('91-'97)..... 40  
 Todd, Jackson (hp) ('79-'81)..... 32, 40  
 Tolleson, Steve (if) ('12-)..... 18  
 Torreblava, Yovrit (c) ('14)..... 5  
 Torres, Hector (if) ('77)..... 29  
 Torres, Josh (hp) ('03-'07)..... 7  
 Trachsel, Steve (hp) ('00)..... 46  
 Trusty, Devon (if) ('15-'18)..... 29  
 Tricek, Rick (hp) ('92)..... 35  
 Tulowitzki, Troy (if) ('15-'18)..... 2

**U (5)**  
 Underwood, Tom (hp) ('78-'79)..... 24  
 Upshaw, Willie (if) ('78-'80-'87)..... 26  
 Upton, Melvin (of) ('16)..... 7  
 Urena, Ricardo (if) ('17-'19)..... 7  
 Urshela, Gio (if) ('18)..... 3

**V (18)**  
 Valdez, Cesar (hp) ('10)..... 64  
 Valdez, Merkin (hp) ('17)..... 47  
 Valencia, Danny (if) ('14-'15)..... 15  
 Valera, Breyvic (of) ('19-'21)..... 74  
 Van Ryn, Brian (hp) ('98)..... 50  
 Vashro, Daulton ('23-)..... 25  
 Vasquez, Andrew (hp) ('22)..... 50  
 Velasquez, Jorge (if) ('08)..... 4  
 Velez, Otto (if-of-dh) ('77-'82)..... 19  
 Venditte, Pat (hp/lf) ('16)..... 44  
 Vermylyev, Jamie (hp) ('07)..... 36  
 Villanueva, Carlos (hp) ('11-'12)..... 33  
 Villar, Jonathan (if) ('20)..... 20, 30  
 Villa, Frank (hp) ('96)..... 19  
 Virgil, Ozzie (c) ('89-'90)..... 21, 26  
 Viquez, Omar (if) ('12)..... 13, 17  
 Vogelbach, Daniel (of) ('20)..... 20  
 Vuckovich, Pete (hp) ('77)..... 30

**W (44)**  
 Wagner, Neil (hp) ('13-'14)..... 45  
 Waggonpack, Jacob (hp) ('19-'20)..... 62  
 Walker, Peter (hp) ('02-'03; '05-'06)..... 41  
 Walker, Taijuan (hp) ('20)..... 60  
 Wallace, Paul (hp) ('78)..... 46  
 Walters, P.J. (hp) ('11)..... 40  
 Wang, Chien-Ming (hp) ('13)..... 67  
 Ward, Duane (hp) ('86-'95)..... 31  
 Ward, Turner (of) ('91-'93)..... 16, 24  
 Ware, Jeff (hp) ('95-'96)..... 52  
 Wasdin, John (hp) ('03)..... 58  
 Weathers, David (hp) ('91-'92)..... 53  
 Weber, Thad (hp) ('13)..... 51  
 Webster, Mitch (of) ('83-'85)..... 23  
 Wells, David (hp) ('87-'92; '99-'00)..... 33, 36  
 Wells, Greg (1b-dh) ('81)..... 43  
 Wells, Randy (hp) ('08)..... 59  
 Wells, Vernon (of) ('99-'10)..... 3, 10  
 Werth, Jayson (of) ('02-'03)..... 13, 54  
 Weston, Mickey (hp) ('91)..... 26  
 White, Devon (of) ('91-'95)..... 25  
 White, Mitch (of) ('22-)..... 45  
 Whites, Mark (of) ('90-'91)..... 23, 40  
 Whiteside, Matt (hp) ('05)..... 48  
 Whitner, Dan (c) ('81)..... 6  
 Whit, Ernie (c) ('77-'78; '80-'89)..... 12  
 Wiggins, Scott (hp) ('02)..... 57  
 Wilborn, Ted (of) ('79)..... 35  
 Wilson, Erik (hp) ('78)..... 21  
 Wilkerson, Brad (of) ('08)..... 35  
 Williams, Kenny (of) ('90-'91)..... 12, 13  
 Williams, Matt (hp) ('83)..... 45  
 Williams, Woody (hp) ('93-'98)..... 30, 54  
 Willis, Mike (hp) ('77-'81)..... 23, 33  
 Willis, Frank (hp) ('88-'91)..... 4  
 Wilson, Mookie (if) ('89-'91)..... 3  
 Whitson, Tom (c) ('92-'03)..... 9, 12  
 Winfield, Dave (of) ('92)..... 32  
 Wise, Dewayne (of) ('00-'02; '10-'11)..... 1, 3, 16, 55  
 Withem, Shannon (hp) ('98)..... 58  
 Witt, Kevin (1b) ('89-'99)..... 6  
 Wolfe, Brian (hp) ('07-'09)..... 40  
 Woods, Al (of) ('77-'82)..... 20  
 Woods, Gary (of) ('77-'78)..... 35  
 Woodward, Chris (if) ('99-'04; '11-'12)..... 5, 25, 31

**Y (1)**  
 Yamaguchi, Shun (hp) ('20)..... 1

**Z (4)**  
 Zambrano, Victor (hp) ('07)..... 31  
 Zaun, Gregg (c) ('04-'08)..... 9  
 Zeuch, T.J. (hp) ('19-'21)..... 29, 35, 7  
 Zimmer, Eddie (of) ('22)..... 7  
 Zosky, Bradley (if) ('91-'92)..... 1

#32 Retired on March 29, 2018  
 #42 Worn by all players annually on Jackie Robinson Day





# ALL-TIME UNIFORM NUMBERS 1977-2023

BIographies

LAST SEASON

HISTORY

RECORDS

OPPONENTS

PLAYER DEV.

MEDIA & MISC.

## MANAGERS

**3**  
Bobby Mattick, Jimmy Williams

**5**  
John Gibbons

**6**  
Bobby Cox

**7**  
Roy Hartsfield

**11**  
Jim Fregosi

**13**  
Buck Martinez

**14**  
John Schneider, Carlos Tosca

**17**  
Tim Johnson

**25**  
Charlie Montoyo

**34**  
Mel Queen

**43**  
Cito Gaston

**52**  
John Farrell

## COACHES

**1**  
Cookie Rojas

**2**  
Casey Candaele, Luis Rivera

**3**  
Bob Bailor, Lee Elia, Jimmy Williams

**4**  
Alfredo Griffin, Luis Rivera, Cookie Rojas

**7**  
Rich Hacker, Torey Lovullo, John McLaren, Eddie Rodriguez

**8**  
John Sullivan

**10**  
Matt Buschmann, Jim Lett

**11**  
Sal Butera

**12**  
Ernie Whitt

**14**  
Mickey Brantley, Denis Menke, Carlos Tosca

**15**  
Bob Miller, Gene Tenace

**16**  
DeMarlo Hale, Jack Hubbard, Garth Iorg, Gil Kim, Nick Leyva, Lloyd Moseby, Gene Tenace

**17**  
Brook Jacoby, John Schneider

**18**  
Guillermo Martinez, Gene Tenace

**19**  
Dave Hudgens

**20**  
DeMarlo Hale, Luis Rivera

**21**  
Dante Bichette, Tim Leper, Dwayne Murphy, Jeff Ware

**22**  
Sal Butera, Gil Kim, Rick Langford, Don Wakamatsu

**23**  
Don Mattingly, Hunter Mense, Tim Leper

**24**  
John McLaren, Jimmy Williams

**25**  
Dwayne Murphy, Kevin Seitzer, Mike Squires

**26**  
Matt Buschmann, Brook Jacoby, Willie Upshaw

**27**  
Derek Shelton

**28**  
John Felske, Willie Upshaw

**29**  
Bobby Knoop

**30**  
Marty Pevey

**31**  
Bobby Doerr

**34**  
Tim Leper, Mel Queen, Dave Stewart

**35**  
Terry Bevington, Dane Johnson

**36**  
Gary Matthews

**38**  
Brad Arnsberg, Dane Johnson

**39**  
Larry Hisle, Dave Hudgens, Chad Mottola

**40**  
Pete Walker

**41**  
Cito Gaston, Pat Hentgen, Dwayne Murphy, Pete Walker, Harry Warner, Al Widmar

**42**  
Galen Cisco, Jackie Moore, Billy Smith

**43**  
Cito Gaston, Don Leppert

**45**  
Marty Pevey, Dave Stewart

**46**  
Dennis Holmberg, Bob Stanley

**47**  
Gary Denbo, Shelley Duncan, Gil Patterson

**51**  
Tim Leper

**52**  
Omar Malave, Bruce Walton

**53**  
Joe Breedon, Mark Budzinski, Mark Connor, Epy Guerrero, Mike Mordecai, Bruce Walton

**55**  
Brian Butterfield

**56**  
Mike Barnett, Roly de Armas, Hector Torres

**57**  
Winston Llenas

**58**  
John Gibbons, Marty Pevey

**59**  
Hunter Mense

**60**  
Eric Owens

**63**  
Luis Rivera

**85**  
David Howell

**86**  
Adam Yudelman





## PLAYERS

0

Al Oliver

00

Cliff Johnson, Taijuan Walker

1

Bob Bailor, Emilio Bonifacio, Andy Burns, Aledmys Díaz, Jonathan Díaz, Jarrod Dyson, Tony Fernandez, Alex Hanson, Orlando Hudson, Joe Inglett, Rafael Lopez, Darin Mastroianni, Whit Merrifield, Bengie Molina, Mickey Morandini, Ray Olmedo, Tomas Perez, Dewayne Wise, Shun Yamaguchi, Eddie Zosky

2

Danny Ainge, Dave Berg, Jacob Brumfield, Rob Butler, Tom Evans, Craig Grebeck, Aaron Hill, Cesar Izturis, Kelly Johnson, Jake Lamb, Manny Lee, Nelson Liriano, Fred Manrique, Otis Nixon, Joe Panik, Clayton Richard, Luis Sojo, Steve Stagg, Troy Tulowitzki

3

Steve Bowling, Miguel Cairo, Ezequiel Carrera, Felipe Crespo, Jonathan Davis, Brandon Drury, Jeff Frye, Chris Gomez, Adeiny Hechavarria, Jarrett Hoffpauir, Orlando Hudson, Maicer Izturis, Reed Johnson, Norberto Martin, Brian Milner, Wayne Nordhagen, Leon Roberts, Randy Ruiz, Gio Urshela, Vernon Wells, Mookie Wilson, Dewayne Wise

4

Howie Clark, Kyle Drabek, Craig Grebeck, Alfredo Griffin, Joe Inglett, Manny Lee, Frank Menechino, Ryan Roberts, Phil Roof, Dick Schofield, Jason Smith, George Springer, Shannon Stewart, Jorge Velandia

5

Michael Barrett, Bobby Brown, Jacob Brumfield, Mark Dalesandro, Yunel Escobar, Santiago Espinal, Sam Ewing, Jarrett Hoffpauir, Craig Kuskick, Domingo Martinez, Rance Mulliniks, Bob Robertson, Eric Sogard, Chris Woodward

6

Sil Campusano, Howie Clark, Felipe Crespo, Carlos Delgado, Ron Fairly, Pat D. Kelly, Joe Lawrence, Alek Manoah, Jeff Mathis, John McDonald, Orlando Merced, Travis Shaw, Luis Sojo, Marcus Stroman, Jorge Velandia, Dan Whitmer, Kevin Witt

7

Tony Batista, Juan Beniquez, Chris Coghlan, Edwin Encarnacion, Damaso Garcia, Joe Inglett, Caleb Joseph, Pat F. Kelly, Felipe Lopez, Jordan Luplow, Reese McGuire, Jeremy Reed, Ben Revere, Jose Reyes, Shannon Stewart, Curtis Thigpen, Josh Towers, Melvin Upton, Richard Urena, Bradley Zimmer

8

Russ Adams, Alan Ashby, Cavan Biggio, Bob Davis, Ben Francisco, Alex S. Gonzalez, Anthony Gose, Ken Macha, Jose Molina, Kendrys Morales, Pedro Swann, Yorvit Torrealba

9

J. P. Arencibia, Barry Bonnell, Bob Brenly, Darrell Ceciliani, Rick Cerone, Darrin Fletcher, Cole Gillespie, Danny Jansen, Rick Leach, John Mayberry Jr., John Olerud, Cliff Pennington, Tom Wilson, Gregg Zaun

10

Pat Borders, Dave Collins, Paul DeJong, Brandon Drury, Edwin Encarnacion, Jim Mason, John Mayberry, Mason McCoy, Reese McGuire, Ian Parnelle, Doug Rader, Dave Revering, Jarrod Saltalamacchia, Marcus Semien, Mark Sharperson, Vernon Wells

11

George Bell, Bo Bichette, Steve Braun, Royce Clayton, Darnell Coles, David Cone, Rajai Davis, David Eckstein, Ryan Freel, Luis Gomez, Alex Gonzalez, John-Ford Griffin, Eric Hinske, Jeff Kent, Mike Macha, Kevin Pillar, Juan Samuel, John Scott

12

Roberto Alomar, Tison Brito, Rich Butler, Edwin Encarnacion, Willie Greene, Jordan Hicks, Luis Lopez, Tony Phillips, Ernie Whitt, Kenny Williams

13

Edgardo Alfonzo, Brandon Belt, Raul Chavez, Sal Fasano, Carlos Garcia, Lourdes Gurriel Jr., Roy Howell, Brett Lawrie, Buck Martinez, Lee Mazzilli, Peter Munro, Jeff Musselman, Lance Parrish, Tomas Perez, Justin Smoak, Luis Sojo, Omar Vizquel, Jayson Werth, Kenny Williams

14

Butch Alberts, Howard Battle, Derek Bell, Tison Brito, Kevin Brown, John Buck, Brian Burres, Robinzon Diaz, Corey Dickerson, Rickey Henderson, Tommy Hutton, Alex Infante, Darrin Jackson, George Kottaras, Dave Martinez, Gino Petrali, David Price, Nolan Reimold, Tanner Roark, Moises Sierra, Ruben Sierra, Justin Smoak, Eric Thames

15

Chris Colabello, Marty Cordova, Shawn Green, Randal Grichuk, Fred Lewis, Whit Merrifield, Kevin Millar, Lloyd Moseby, Chad Mottola, Mike Nickeas, Alex Rios, Dwight Smith Jr., Pat Tabler, Raimel Tapia, Danny Valencia, Tom Wilson

16

Mike Bordick, Joe Coleman, Mark DeRosa, Butch Edge, Freddy Galvis, Garth Iorg, Dan Johnson, Tim Johnson, Yusei Kikuchi, Greg Myers, Tim Nordbrook, Corey Patterson, Tom Quinlan, Guillermo Quiroz, Todd Stottlemire, Andy Thompson, Turner Ward, Dewayne Wise

17

José Berríos, Mark Bomback, Eric Crozier, David Dellucci, Ryan Goins, Curtis Goodwin, Kelly Gruber, Dave Hollins, Tim Johnson, Brett Lawrie, Chris Michalak, Randy Moffitt, Lyle Overbay, Robert Perez, Josh Phelps,

Domingo Ramos, Josh Roenicke, Omar Vizquel

18

Darwin Barney, Homer Bush, Jim Clancy, Curtis Granderson, Gabe Gross, Ryan Langerhans, Tom Lawless, Hector Luna, Mike McCoy, Tomo Ohka, Simon Pond, Benito Santiago, Steve Tolleson

19

Jose Bautista, Ray Giannelli, Alex Hanson, Domingo Martinez, Fred McGriff, Paul Molitor, Josh Phelps, Dan Plesac, Cliff Politte, Marco Scutaro, David Segui, Otto Velez, Frank Viola

20

Rod Barajas, Rob Butler, Domingo Cedenio, Jesse Chavez, Josh Donaldson, Rob Ducey, Bobby Estalella, Derek Fisher, Brad Fuller, Ken Huckaby, Bobby Korecky, Patrick Lennon, Juan Rivera, Ryan Roberts, Ron Shepherd, Mike Stanley, Mark Teahen, Jonathan Villar, Daniel Vogelbach, Woody Williams, Al Woods

21

Tom Bruno, Francisco Cabrera, Willie Canate, Rico Carty, Roger Clemens, Buck Coats, Zack Collins, Carlos Delgado, Nick Green, Charlie Greene, Gabe Gross, Cory Lidle, Esteban Loaiza, Luke Maile, Mike Matuszka, Charlie Moore, Chad Mottola, Greg Myers, Willis Otazewski, Mark Ross, Randy Ruiz, Sergio Santos, Michael Saunders, Ken Schrom, Ron Shepherd, Ozzie Virgil, Mark Wiley

22

Danny Ainge, Chase Anderson, Henry Blanco, Rick Bosetti, Brad Cornett, Dennis DeBarr, Rob Ducey, Tyler Hennehan, Jimmy Key, Brandon League, Luke Maile, Mike Matheny, Steven Matz, Chad Mottola, Charlie O'Brien, Seungwhan Oh, David Paulino, Kevin Pillar, Hosken Powell, Dick Schofield, Brian Simmons, Josh Thole

23

Norichika Aoki, Jacob Barnes, Rod Barajas, Jose Bautista, Jose Cruz Jr., Cecil Fielder, Derek Fisher, Matt Hague, John Hattig, Jason Kershner, Dave Lemanczyk, Candy Maldonado, Brandon Morrow, Dalton Pompey, Shannon Stewart, Danny Valencia, Mitch Webster, Mark Whiten, Mike Willis

24

Jim Acker, Willie Aikens, Danny Barnes, Greg Cadaret, Sean Douglass, Mariano Duncan, John-Ford Griffin, Chuck Hattenstein, Rickey Henderson, Glenallen Hill, Bobby Kielty, Nate Pearson, Dave Righetti, Ricky Romero, Paul Spoljaric, Matt Stairs, Shannon Stewart, Tom Underwood, Turner Ward

25

Doug Ault, Jackie Bradley Jr., Steve Davis, Carlos Delgado, Marco Estrada, Dave Freisleben, Troy Glaus, Roy Lee Jackson, Steve Luebber, Len Matuszek, David Purcey, Daulton Varsho, Devon White, Chris Woodward

BIOGRAPHIES

LAST SEASON

HISTORY

RECORDS

OPPONENTS

PLAYER DEV.

MEDIA & MISCS.



**26**

Brian Bowles, Sal Butera, Chris Carpenter, Matt Chapman, Valerio de los Santos, Jim Eppard, Steve Hargan, Vince Horsman, Michael Huff, Adam Lind, Doug Linton, Yangervis Solarte, Willie Upshaw, Ozzie Virgil, Mickey Weston

**27**

Willie Blair, Scott Brow, Jeff Byrd, Tony Castillo, Frank Catalanotto, Brett Cecil, Victor Cruz, Jeff DeWitt, Willie Fraser, Todd Greene, Vladimir Guerrero Jr., Jimmy Key, Mickey Klutts, Randy Knorr, Chris Latham, Anthony Sanders, Dwight Smith Jr., Cory Snyder, Tony Solaita

**28**

Casey Blake, Ernie Clement, Scott Copeland, Mike Darr, Matt Dominguez, Mark Eichhorn, Tom Evans, Jared Hoyle, Al Leiter, Brandon Lyon, Shaun Marcum, Billy McKinney, Greg Myers, Randy Myers, Jayson Nix, Lance Painter, Steve Pearce, Colby Rasmus, Joakim Soria, Lou Thornton

**29**

Jesse Barfield, Geronimo Berroa, Pat Borders, Joe Carter, Kevin Cash, Octavio Dotel, Scott Eyre, Pedro Hernandez, Glenallen Hill, Shea Hillenbrand, Garth Iorg, Gosuke Katoh, Dustin McGowan, Hector Torres, Devon Travis, T.J. Zeuch

**30**

Anthony Alford, Danny Barnes, Juan Berenguer, Taylor Buchholz, Joe (J.J.) Cannon, Alberto Castillo, Jesse Chavez, David Cooper, Dana Eveland, Alejandro Kirk, Doug Linton, Kevin Millar, Mike Morgan, Ron Musselman, Dioner Navarro, Wayne Northen, Justin Speier, Todd Stottlemire, Josh Thole, Jonathan Villar, Pete Vuckovich, Woody Williams

**31**

Jim Acker, Dave Baker, Joe Biagini, Cam Eden, Kendall Graveman, Liam Hendriks, Thomas Hatch, Shawn Hill, Erik Kratz, Andy LaRoche, Brian Leshner, Ted Lilly, Brandon Lyon, John Parrish, Robert Person, Kyle Phillips, Tanyon Sturtze, Duane Ward, Chris Woodward, Victor Zambrano

**32 (NUMBER RETIRED-3/29/18)**

Luis Aquino, Charlie Beamon, Brian Bohanon, Steve Cummings, Scott Diamond, Huck Flener, Roy Halladay, LaTroy Hawkins, Edwin Hurtado, Don Kirkwood, Jack Kucek, Aaron Laffey, Daniel Norris, Esmil Rogers, Jackson Todd, Dave Winfield

**33**

Doyle Alexander, Sal Butera, Jose Canseco, J.A. Happ, Chad Hermansen, Edwin Jackson, Jeremy Jeffress, Joey Johnson, Darin Mastroianni, Dale Murray, Jorge Orta, Neil Ramirez, Trevor Richards, Josh Roenicke, Scott Rolen, Alex Sanchez, Ed Sprague, Jeff Tam, Carlos Villanueva, David Wells, Mike Willis

**34**

Jim Acker, Kevin Batiste, Pedro Borbon, A.J. Burnett, Joel Carreno, Tyler Chatwood, Stan Clarke, Ted Cox, Darwin Cubillan, Kevin Gausman, Tom Koehler, Jesse Jefferson, Justin Miller, Ramon Ortiz, Mark Rzepczynski, Steve Seneney, Matt Shoemaker, Dave Stewart

**35**

Bud Black, Denis Boucher, Bryan Clark, Dick Davis, Sam Dyson, Jeff Francis, Chad Gaudin, Dave Geisel, Edgar Gonzalez, Brandon League, Rommie Lewis, Sandy Martinez, Jeff Musselman, Phil Niekro, Sean Nolin, Lyle Overbay, David Phelps, Brock Stewart, Frank Thomas, Corey Thurman, Rick Tricek, Brad Wilkerson, Gary Woods, T.J. Zeuch

**36**

Clayton Andrews, Jeff Beliveau, Pedro Borbon, Clay Buchholz, Bryan Bullington, Bill Caudill, Tyler Clippard, A.J. Cole, Don Cooper, Francisco Del Rosario, Scott Eyre, Bob File, Jerry Garvin, Darren Hall, Drew Hutchison, Marty Janzen, Kevin Mench, Carlos Ramirez, Davis Schneider, Jamie Vermilyea, David Wells

**37**

Henderson Alvarez, Brian Bowles, Frank Castillo, Tim Crabtree, Scott Downs, Chad Green, Jason Grilli, Teoscar Hernández, Reed Johnson, Aaron Laffey, Graeme Lloyd, Jimmy Paredes, Jo-Jo Reyes, Randy St. Claire, Dave Stieb, Mickey Storey, Ted Wilborn

**38**

Gary Allenson, Jeremy Beasley, Socrates Brito, DeWayne Buice, Giovanni Carrara, Pasqual Coco, Taylor Cole, Mark Eichhorn, Nino Espinosa, Huck Flener, Pedro Garcia, Jim Gott, Mark Guthrie, Rick Luecken, Nathan Lukes, Norberto Martin, Brad Mills, Balor Moore, Darren Oliver, Carlos Ramirez, Robbie Ray, Aaron Small, Joe Smith, Darnell Sweeney, John Wasdin

**39**

Jesse Carlson, David Carpenter, Drew Carpenter, Gustavo Chacin, Doug Creek, Gavin Floyd, Chris Getz, Don Gordon, Eric Gunderson, Erik Hanson, Liam Hendriks, Pedro Hernandez, Kevin Kiermaier, Paul Kilgus, Adam Loewen, Dave McKay, Miguel Montero, Dave Parker, Steve Parris, Jake Petricka, Rob Refsnyder, Nerio Rodriguez

**40**

Carlos Almanzar, Doug Bair, Chris Bassitt, Kevin Beirne, Scott Cassidy, Joe Coleman, David Cooper, Matt DeWitt, Rob Ducey, Mark Lemongello, Eric Ludwick, Mickey Mahler, Dustin McGowan, Lance Painter, Paul Spoljaric, Mike Timlin, Jackson Todd, P.J. Walters, Mark Whiten, Brian Wolfe

**41**

Jordan De Jong, Rafael Dolis, Pat Hentgen, Aaron Sanchez, Pete Walker

**42**

Xavier Hernandez, Paul Mirabella

**43**

Bryan Baker, Anthony Banda, Kevin Barker, Miguel Batista, Jesse Carlson, Joe Carter, Scott Cassidy, Tom Davey, R.A. Dickey, Carl Edwards Jr., Sam Gaviglio, Anthony Gose, Mark Hendrickson, John Hudek, Trevor Miller, Raul Mondesi, Mike Ohlman, Greg Wells

**44**

Scott Brow, Jeff Burroughs, Tom Buskey, Jose Canseco, Vinny Capra, Danny Darwin, Bowden Francis, Mike Hauschild, T.J. House, Casey Janssen, Cliff Johnson, Jerry Johnson, Billy Koch, Aquilino Lopez, Connor Overton, Luke Prokopec, Kenny Robinson, Rowdy Tellez, Pat Venditte, Frank Wells

**45**

John Bale, Mark Bombback, Kelvim Escobar, Steve Grilli, Shawn Hill, Tony Johnson, Francisco Liriano, Bob MacDonald, Tom Murphy, Jose Nunez, Thomas Pannone, Dalton Pompey, Chris Rowley, Jose Silva, Travis Snider, Paul Spoljaric, Drew Storen, Neil Wagner, Mitch White, Matt Williams

**46**

Brett Anderson, Dustin Antolin, Mike Barlow, Matt Boyd, Evan Crawford, Ken Dayley, Oliver Drake, Scott Feldman, Luis Figueroa, Mike Flanagan, Tom Giles, Zack Godley, Daniel Hudson, Joe Kennedy, Johnny Kershner, Gary Lavelle, Kerry Ligtenberg, Steve Luebber, Joey McLaughlin, Dyar Miller, Julio Mosquera, Wes Parsons, Mike Romano, Steve Sinclair, Glenn Sparkman, Eric Thames, Steve Trachsel, Dave Wallace

**47**

Doyle Alexander, Victor Cruz, Brandon Crompton, Kelvim Escobar, Junior Felix, Juan Francisco, Mauro Gozzo, Phil Huffman, Anthony Kay, Corey Koskie, Miguel Montero, Jack Morris, Luis Perez, Jason Phillips, Jimmy Rogers, Chris Rowley, Bo Schultz, Matt Stark, Merkin Valdez

**48**

John Adam, Armando Benitez, John Candelaria, Jesse Carlson, Phil Coke, Francisco Cordero, Doug Davis, Mark Eichhorn, Kevin Frederick, Javy Guerra, J.A. Happ, Willie Horton, Ricardo Jordan, Junior Lake, Luis Leal, Deck McGuire, Brian Moran, Paul Quantrill, Scott Richmond, Bill Singer, Ross Stripling, Ty Taubenheim, Nick Tepesch, Matt Whiteside

**49**

Jeremy Accardo, Luis Andujar, John Bale, Mike Bolsinger, Dave Bush, Tom Candiotti, Tony Castillo, Jonathan Davis, Matt DeWitt, Danny Farquhar, Tom Fliler, Preston Guilmot, Felix Heredia, Paul Hodgson, Colt Hynes, Randy Knorr, Brad Lincoln, David Pauley



**50**

Riley Adams, Chris Carpenter, Vinnie Chulk, Brian Cooper, Danny Cox, Steve Delabar, Matt Dermody, Leo Estrella, Jose Fernandez, Frank Francisco, Joey Hamilton, Tom Henke, Dane Johnson, Rommie Lewis, Joey McLaughlin, Davis Romero, Justin Shafer, Curtis Thigpen, Ben Van Ryn, Erik Swanson, Andrew Vasquez

**51**

Nick Allgeyer, Terry Adams, Pedro Borbon, Miguel Castro, Nino Espinosa, Dave Geisel, Ken Giles, Gary Glover, Ryan Glynn, Bobby Korecky, Dominic Leone, Jesse Litsch, David Maurer, Trever Miller, Paul Mirabella, Thad Weber

**52**

Anthony Bass, Juan Berenguer, John Frascatore, Justin Germano, Roy Halladay, Brad Hand, Greg Myers, Kenny Robinson, B.J. Ryan, Taylor Saucedo, Ryan Tepera, Jeff Ware

**53**

Joaquin Benoit, Melky Cabrera, Leo Estrella, Dennis Lamp, Sandy Martinez, Michael Nakamura, Scott Service, Steve Sinclair, Chris Smith, Mike Smith, David Weathers

**54**

Dave Bush, Pasqual Coco, Omar Daal, Junior Felix, Jason Frasor, Jeff Hearon, Toby Hernandez, Randy Knorr, Roberto Osuna, Joel Payamps, Dan Reichert, Sean Reid-Foley, Sergio Romo, Taylor Saucedo, Marcus Stroman, Jayson Werth, Woody Williams

**55**

Glenn Adams, John Cerutti, Brad Glenn, Tyler Heineman, Josh Johnson, Russell Martin, Paul Menhart, Gabriel Moreno, Bill Risle, Dewayne Wise

**56**

Ryan Borucki, Mark Buehrle, Robert Coello, Andy Dominique, Shawn Green, J.P. Howell, Ryota Igarashi, Brian McCrae, Franklin Morales, Zach Pop, Luis Santos, Zach Stewart, Brian Tallet

**57**

Juan Acevedo, Shawn Camp, Jordan De Jong, Felix Doubront, Jaime Garcia, Chad Gironi, Juan Guzman, Lucas Harrell, Mat Latos, Mark Lowe, Juan Perez, Scott Richmond, Trent Thornton, Scott Wiggins

**58**

Josh Banks, Chad Beck, Brad Cornett, Dirk Hayhurst, Wilfredo Ledezma, Tim Mayza, Todd Redmond, Shannon Withem

**59**

Jeremy Beasley, Jesse Carlson, Rhiner Cruz, Mark Dalesandro, Carlos Diaz, Yennys Diaz, Bowden Francis, Casey Lawrence, Brad Mills, Adam Peterson, Rob Rasmussen, Zac Rosscup, Curtis Thigpen, Randy Wells

**60**

Brian Bohanon, Leonel Campos, Max Castillo, Ryan Feierabend, Foster Griffin, Jon Rauch, Robert Ray, Scott Schoeneweis, Kirby Sneed, Ty Tice

**61**

Gift Ngoepe

**62**

Lee Gronkiewicz, Casey Lawrence, Mark Leiter Jr., Aaron Loup, Bill Murphy, Jacob Waguespack

**63**

Anthony Castro, Wilmer Font, Kevin Gregg

**64**

Shaun Anderson, Travis Bergen, Jon Berti, Chad Jenkins, Derek Law, Hector Perez, Murphy Smith, Cesar Valdez

**65**

Hagen Danner, Taylor Guerrieri, Elvis Luciano

**66**

Jimmy Cordero, Juan Guzman, Munenori Kawasaki, Nick Kingham, Patrick Murphy, Justin Shafer, Kevin Smith

**67**

Andrew Albers, Buddy Boshers, Jonathan Davis, Julian Merryweather, Chien-Ming Wang

**68**

Yan Gomes, Arnold Leon, Jordan Romano, Rowdy Tellez

**69**

Tommy Milone, Peter Munro

**70**

Domingo Cedenio, Anthony Kay, Reese McGuire

**71**

Luis Santos, T.J. Zeuch

**72**

Otto Lopez, Beau Taylor

**73**

Ryan Dull

**74**

Breyvic Valera

**77**

John Axford, Josh Palacios

**79**

Travis Bergen

**85**

Alejandro Kirk

**88**

Rene Gonzales

**90**

Adam Cimler

**91**

Matt Gage

**92**

Génesis Cabrera

**93**

Yimi Garcia

**99**

Hyun Jin Ryu



# PLAYER TRANSACTIONS

## BLUE JAYS TRADES

DATE	CLUB	OBTAINED	FOR
<b>PAT GILLICK</b>			
11-5-76	Cleveland	Alan Ashby, c	Al Fitzmorris, rhp
12-6-76	Cleveland	Doug Howard, 1b-of Rick Cerone, c John Lowenstein, of	Rico Carty, 1b-of
02-17-77	San Diego	Jerry Johnson, rhp	Dave Roberts, c-if
02-24-77	Oakland	Ron Fairly, 1b-of	Mike Weathers, if
03-29-77	Cleveland	Hector Torres, if	John Lowenstein, of
05-9-77	Texas	Roy Howell, if	Steve Hargan, rhp Jim Mason, if
12-6-77	St. Louis	Tom Underwood, lhp Victor Cruz, rhp	Peter Vuckovich, rhp John Scott, of
12-8-77	California	Pat Kelly, c Butch Alberts, 1b-of	Ron Fairly, 1b-of
03-3-78	St. Louis	Rick Bosetti, of	Tom Bruno, rhp
03-3-78	Cleveland	Rico Carty, dh	Dennis DeBarr, lhp
04-28-78	Milwaukee	Tim Johnson, if	Tim Nordbrook, inf
08-15-78	Oakland	Willie Horton, dh Phil Huffman, rhp	Rico Carty, dh
09-12-78	San Diego	Mark Wiley, rhp	Andrew Dyes, of
11-27-78	Houston	Mark Lemongello, rhp Joe Cannon, of Pedro Hernandez, if	Alan Ashby, c
12-5-78	Houston	Don Pisker, of	Gary Woods, of
12-6-78	Cleveland	Alfredo Griffin, if Phil Lansford, 3b	Victor Cruz, rhp
11-1-79	New York (AL)	Chris Chambliss, 1b Paul Mirabella, lhp Damaso Garcia, if	Tom Underwood, lhp Rick Cerone, c Ted Wilborn, of
12-5-79	Atlanta	Barry Bonnell, of Joey McLaughlin, rhp Pat Rockett, inf	Chris Chambliss, 1b Luis Gomez, ss
12-12-80	New York (NL)	Roy Lee Jackson, rhp	Bob Bailor, if-of
04-6-81	New York (NL)	Mark Bombback, rhp	Charlie Puleo, rhp
05-11-81	Milwaukee	Buck Martinez, c	Gil Kubski, of
06-10-81	Oakland	Future considerations	Rick Bosetti, of
11-18-81	New York (AL)	Aurelio Rodriguez, if	Mike Lebo, c
12-28-81	Minnesota	Hosken Powell, of	Greg Wells, 1b
12-28-81	Chicago (NL)	Dave Geisel, lhp	Paul Mirabella, lhp
03-25-82	Kansas City	Rance Mulliniks, if	Phil Huffman, rhp
04-2-82	Chicago (AL)	Wayne Nordhagen, of-dh	Aurelio Rodriguez, 3b
05-5-82	New York (AL)	Dave Revering, 1b-dh Jeff Reynolds, 3b Dick Davis, of	John Mayberry, 1b
06-15-82	Philadelphia		Wayne Nordhagen, of (to Pittsburgh)
10-27-82	New York (AL)	Tucker Ashford, 3b	'conditional'
11-5-82	Oakland	Cliff Johnson, dh	Al Woods, of
12-9-82	New York (AL)	Dave Collins, of Mike Morgan, rhp Fred McGriff, 1b Cecil Fielder, 1b	Dale Murray, rhp Tom Dodd, of-c
02-4-83	Kansas City	Jorge Orta, dh-of	Leon Roberts, of
02-4-83	New York (NL)	Bryan Clark, lhp	Steve Senteney, rhp
12-9-83	Seattle	Willie Aikens, if-dh	Barry Bonnell, of
12-19-83	Kansas City	Bill Caudill, rhp	Jorge Orta, dh-of
12-8-84	Oakland		Dave Collins, of Alfredo Griffin, ss
01-26-85	San Francisco	Gary Lavelle, lhp	Jim Gott, rhp Jack McKnight, rhp Augie Schmidt, if
04-1-85	Philadelphia	Len Matuszek, 1b-dh	Dave Shipanoff, rhp Jose Escobar, if Ken Kinnard, of
07-9-85	Los Angeles	Al Oliver, dh	Len Matuszek, 1b-dh
08-29-85	Texas	Cliff Johnson, dh	Matt Williams, rhp Greg Ferlanda, rhp Jeff Mays, rhp
07-5-86	Atlanta	Duane Ward, rhp	Doyle Alexander, rhp
07-6-86	Atlanta	Joe Johnson, rhp	Jim Acker, rhp
02-2-87	Atlanta	Craig McMurtry, rhp	Damaso Garcia, if Luis Leal, rhp

BIOGRAPHIES

LAST SEASON

HISTORY

RECORDS

OPPONENTS

PLAYER DEV.

MEDIA & MISC.





DATE	CLUB	OBTAINED	FOR
07-31-98	New York (NL)	Leo Estrella, rhp	Tony Phillips, of
08-6-98	San Diego	Brian Loyd, c	Randy Myers, lhp
12-13-98	San Diego	Joey Hamilton, rhp	Woody Williams, rhp
			Carlos Almanzar, rhp
			Peter Tucci, of
12-14-98	Detroit	Eric Ludwick, rhp	Beiker Graterol, rhp
02-18-99	New York (AL)	Homer Bush, if	Roger Clemens, rhp
		Graeme Lloyd, lhp	
		David Wells, lhp	
03-30-99	Anaheim	Dave Hollins, if	Tomas Perez, if
05-05-99	Philadelphia	Paul Spoljaric, lhp	Robert Person, rhp
06-12-99	Arizona	Tony Batista, if	Dan Plesac, lhp
		John Frascatore, rhp	
07-28-99	Seattle	David Segui, if	Tom Davey, rhp
			Steve Sinclair, lhp
08-09-99	Colorado	Brian McRae, of	Player to be named later
			(Pat Lynch, rhp, 08-25-99)
11-08-99	Los Angeles	Pedro Borbon, lhp	Shawn Green, of
		Raul Mondesi, of	Jorge Nunez, if
11-11-99	St. Louis	Alberto Castillo, c	Pat Hentgen, rhp
		Matt Dewitt, rhp	Paul Spoljaric, lhp
		Lance Painter, lhp	
		Brad Fuller, if	
03-16-00	Montreal/Texas		David Segui, if (Texas)
03-22-00	New York (NL)	Jersen Perez, if	Lee Stevens, if (Montreal)
07-19-00	Texas	Esteban Loaiza, rhp	Jim Mann, rhp
			Mike Young, if
07-26-00	Philadelphia	Rob Ducey, of	Darwin Cubillan, rhp
			Player to be named later
			(John Sneed, rhp, 07-31-00)
07-31-00	Tampa Bay	Steve Trachsel, rhp	Brent Abernathy, if
		Mark Guthrie, lhp	
08-04-00	Texas	Dave Martinez, of	Player to be named later
			(Pete Munro, rhp, 08-08-00)
08-06-00	Philadelphia	Mickey Morandini, if	Player to be named later
			(Rob Ducey, of, 08-07-00)
11-07-00	Chicago (AL)	Scott Eyre, lhp	Gary Glover, rhp
11-22-00	Cincinnati	Steve Parris, rhp	Clayton Andrews, lhp
			Leo Estrella, rhp
12-11-00	Baltimore	Jayson Werth, c	John Bale, lhp
12-11-00	Chicago (NL)	Cole Liniak, if	Player to be named later
01-14-01	Chicago (AL)	Mike Sirotka, lhp	David Wells, lhp
		Kevin Beirne, rhp	Matt DeWitt, rhp
		Mike Williams, rhp	
		Brian Simmons, of	
01-16-01	Florida	Player to be named later	Chad Mottola, of
		(Cash considerations)	
03-22-01	Chicago (AL)	Matt DeWitt, rhp	Mike Williams, rhp
<b>J.P. RICCIARDI</b>			
12-07-01	Oakland	Eric Hinske, if	Billy Koch, rhp
		Justin Miller, rhp	
12-10-01	Chicago (NL)	Felix Heredia, lhp	Alex Gonzalez, if
		Player to be named later	
		(James Deschaine, if, 12-13-01)	
12-13-01	Los Angeles	Luke Prokopec, rhp	Cesar Izturis, if
		Chad Ricketts, rhp	Paul Quantrill, rhp
01-02-02	Oakland	Tom Wilson, c	Mike Kremblas, c
01-17-02	Anaheim	Brian Cooper, rhp	Brad Fuller, if
05-15-02	Houston	Player to be named later	Pedro Borbon, lhp
		(cash considerations)	
05-26-02	Philadelphia	Cliff Politte, rhp	Dan Plesac, lhp
07-01-02	New York (AL)	Scott Wiggins, lhp	Raul Mondesi, of
11-16-02	Oakland	Cory Lidle, rhp	Mike Rouse, if
			Chris Mowday, rhp
			Felipe Lopez, if
12-15-02	Oakland/Arizona/Cincinnati	Player to be named later	
		(Jason Arnold, rhp, 12-16-02)	
01-07-03	Oakland	John-Ford Griffin, of	Player to be named later
07-16-03	Minnesota	Bobby Kielty, OF	Shannon Stewart, OF
			Player to be named later
			(David Gassner, lhp, 12-17-03)
11-18-03	Oakland	Ted Lilly, lhp	Bobby Kielty, of
			Player to be named later
12-14-03	Colorado/Tampa Bay	Justin Speier, rhp	Mark Hendrickson, lhp (Tampa Bay)
			Player to be named later (Colorado)
			(Sandy Nin, rhp, 12-15-03)
			Joe Kennedy, lhp (Colorado)





DATE	CLUB	OBTAINED	FOR
03-29-04	Los Angeles	Jason Frasor, rhp	Jayson Werth, of
05-12-04	Oakland	Frank Menechino, if	Future considerations
07-24-04	Boston	John Hattig, if	Terry Adams, rhp
08-06-04	Cleveland	Eric Crozier, if	Josh Phelps, if
12-02-04	Cleveland	John McDonald, if	Thomas Mastny, rhp
12-12-04	Tampa Bay	Chad Gaudin, rhp	Kevin Cash, c
01-12-05	Arizona	Shea Hillenbrand, if	Adam Peterson, rhp
07-22-05	Detroit	Player to be named later (cash considerations)	John McDonald, if
11-10-05	Detroit	John McDonald, if	Cash considerations
12-05-05	Oakland	Player to be named later (Dustin Majewski, of)	Chad Gaudin, rhp
12-07-05	Milwaukee	Lyle Overbay, if Player to be named later (Ty Taubenheim, rhp)	Dave Bush, rhp Gabe Gross, of Player to be named later (Zach Jackson, lhp) Orlando Hudson, 2B Miguel Batista, rhp Corey Koskie, if Bubbie Buzachero, rhp Shea Hillenbrand, if Vinnie Chulk, rhp Scott Schoeneweis, lhp
12-27-05	Arizona	Troy Glaus, if Sergio Santos, if	
01-06-06	Milwaukee	Brian Wolfe, rhp	
01-17-06	Cleveland	Brian Tallet, rhp	
07-22-06	San Francisco	Jeremy Accardo, rhp	
08-16-06	Cincinnati	Player to be named later (Trevor Lawhorn, if)	
08-17-06	Boston	Player to be named later	Eric Hinske, if-of
11-18-07	Oakland	Marco Scutaro, if	Graham Godfrey, if Kristian Bell, rhp Player to be named later (Justin James, rhp)
12-05-07	Cincinnati	Buck Coats, of	Troy Glaus, if Cash considerations Cash considerations Player to be named later (Robinson Diaz, c) Matt Stairs, of
01-14-08	St. Louis	Scott Rolen, if	
05-09-08	Texas	Kevin Mench, of	
06-05-09	Oakland	Kevin Mellillo, if	
08-21-08	Pittsburgh	Jose Bautista, if	
08-30-08	Philadelphia	Player to be named later (Fabio Castro, lhp)	
08-31-08	Arizona	Chad Beck, rhp	David Eckstein, if
02-10-09	San Diego	Matt Bush, rhp	Player to be named later or cash considerations Curtis Thigpen, c Scott Rolen, if
03-27-09	Oakland	Player to be named later	
07-31-09	Cincinnati	Edwin Encarnacion, if Josh Roenicke, rhp Zach Stewart, rhp	
<b>ALEX ANTHOPOULOS</b>			
12-16-09	Philadelphia	Kyle Drabek, rhp Michael Taylor, of Travis D'Arnaud, c	Roy Halladay, rhp Cash considerations
12-16-09	Oakland	Brett Wallace, if	Michael Taylor, of
12-23-09	Seattle	Brandon Morrow, rhp	Brandon League, rhp Johermyn Chavez, of Cash considerations Cash considerations Cash considerations Cash considerations Dana Eveland, lhp Alex Gonzalez, if Tyler Pastornicky, if Tim Collins, lhp Brett Wallace, if Player to be named later or cash considerations Trystan Magnuson, rhp Daniel Farquhar, rhp Cash considerations Shaun Marcum, rhp Vernon Wells, of
01-9-10	Cleveland	Zach Jackson, lhp	
01-20-10	San Francisco	Merkin Valdez, rhp	
02-06-10	Oakland	Dana Eveland, lhp	
04-15-10	San Francisco	Fred Lewis, of	
06-01-10	Pittsburgh	Ronald Uviedo, rhp	
07-14-10	Atlanta	Yunel Escobar, if Jo-Jo Reyes, lhp	
07-29-10	Houston	Anthony Gose, of	
11-04-10	Colorado	Miguel Olivo, c	
11-17-10	Oakland	Rajai Davis, of	
12-03-10	Milwaukee	Carlos Villanueva, rhp	
12-06-10	Milwaukee	Brett Lawrie, if	
01-21-11	Los Angeles (AL)	Mike Napoli, c Juan Rivera, of	Mike Napoli, c Cash considerations
01-25-11	Texas	Frank Francisco, rhp	David Purcey, lhp
03-29-11	Cleveland	Jayson Nix, if	Juan Rivera, of
04-18-11	Oakland	Daniel Farquhar, rhp	Jason Frasor, rhp
07-12-11	Los Angeles (NL)	Cash considerations	Zach Stewart, rhp
07-27-11	Chicago (AL)	Edwin Jackson, rhp Mark Teahen, if-of Colby Rasmus, of Brian Tallet, lhp Trevor Miller, lhp P.J. Walter, rhp	Edwin Jackson, rhp Octavio Dotel, rhp Marc Rzepczynski, lhp Corey Patterson, of
07-27-11	St. Louis		

DATE	CLUB	OBTAINED	FOR
08-23-11	Arizona	Kelly Johnson, if	Aaron Hill, if
11-04-11	Oakland	Trystan Magnuson, rhp	cash considerations
11-26-11	Cleveland	Luis Valbuena, if	cash considerations
12-03-11	Los Angeles (AL)	Jeff Mathis, c	Brad Mills, lhp
12-06-11	Chicago (AL)	Sergio Santos, rhp	Nestor Molina, rhp
12-12-11	Philadelphia	Ben Francisco, of	Frank Gailey, lhp
01-01-12	Chicago (AL)	Jason Frasor, rhp	Daniel Webb, rhp
07-20-12	Houston	J.A. Happ, lhp	Myles Jaye, rhp
		Brandon Lyon, rhp	Francisco Cordero, rhp
		David Carpenter, rhp	Ben Francisco, of
			Carlos Perez, c
			Asher Wojciechowski, rhp
			David Rollins, lhp
			Joe Musgrove, rhp
			player to be named later
			(Kevin Comer, rhp)
07-30-12	Pittsburgh	Brad Lincoln, rhp	Travis Snider, of
07-30-12	Seattle	Steve Delabar, rhp	Eric Thames, of
08-24-12	Oakland	cash considerations	Jesse Chavez, rhp
09-21-12	Milwaukee	cash considerations	Yorvit Torrealba, c
10-21-12	Boston	Mike Aviles, if	David Carpenter, rhp
11-03-12	Cleveland	Esmil Rogers, rhp	Mike Aviles, if
11-08-12	Kansas City	Jeremy Jeffress, rhp	Yan Gomes, c
11-19-12	Miami	Josh Johnson, rhp	cash considerations
		Mark Buehrle, lhp	Yunel Escobar, if
		Jose Reyes, if	Jeff Mathis, c
		Emilio Bonifacio, if/of	Adeiny Hechavarria, if
		John Buck, c	Henderson Alvarez, rhp
			Jake Marisnick, of
			Justin Nicolino, lhp
			Anthony Desclafani, rhp
12-17-12	New York (NL)	R.A. Dickey, rhp	Noah Syndergaard, rhp
		Josh Thole, c	Travis d'Arnaud, c
		Mike Niekas, c	John Buck, c
			Wuilmer Becerra, of
02-23-13	Philadelphia	Michael Schwimer, rhp	Art Charles, if
04-01-13	Chicago (AL)	cash considerations	Lars Anderson, if
04-22-13	Chicago (AL)	cash considerations	Casper Wells, of
08-14-13	Kansas City	player to be named later	Emilio Bonifacio, if
		or cash considerations	
12-03-13	Philadelphia	Rob Rasmussen, lhp	Brad Lincoln, rhp
		Erik Kratz, c	
12-12-13	Los Angeles (AL)	International cap space	Brian Moran, lhp
07-25-14	Oakland	cash considerations	Deck McGuire, rhp
07-28-14	Kansas City	Danny Valencia, if	Erik Kratz, c
08-31-14	Philadelphia	John Mayberry Jr., if/of	Liam Hendriks, rhp
10-30-14	Kansas City	Liam Hendriks, rhp	Gustavo Pierre, if
11-01-14	Milwaukee	Marco Estrada, rhp	Santiago Nesso, c
11-12-14	Detroit	Devon Travis, if	Adam Lind, if
11-28-14	Oakland	Josh Donaldson, if	Anthony Gose, of
			Brett Lawrie, if
			Sean Nolin, lhp
			Kendall Graveman, rhp
			Franklin Barreto, if
12-03-14	Seattle	Michael Saunders, of	J.A. Happ, lhp
02-04-15	Colorado	Jayson Aquino, lhp	Tyler Ybarra, lhp
05-03-15	Los Angeles (NL)	cash considerations	Andy Wilkens, if
05-04-15	Los Angeles (NL)	cash considerations	Matt West, rhp
05-10-15	Pittsburgh	cash considerations	Jayson Aquino, lhp
05-15-15	Houston	Ronald Torreyes, if	cash or player to be named later
06-12-15	Los Angeles (NL)	cash considerations	Ronald Torreyes, if
07-28-15	Colorado	Troy Tulowitzki, if	Jose Reyes, if
		LaTroy Hawkins, rhp	Miguel Castro, rhp
			Jeff Hoffman, rhp
			Jesus Tinoco, rhp
07-30-15	Detroit	David Price, lhp	Daniel Norris, lhp
			Matt Boyd, lhp
			Jairo Labourt, lhp
07-31-15	Oakland	cash considerations	Felix Doubront, lhp
07-31-15	Seattle	Mark Lowe, rhp	Nick Wells, lhp
			Rob Rasmussen, lhp
			Jacob Brentz, lhp
07-31-15	Philadelphia	Ben Revere, of	Alberto Tirado, rhp
			Jimmy Cordero, rhp
08-08-15	Arizona	Cliff Pennington, if	Dawel Lugo, if
09-13-15	Los Angeles (NL)	Darwin Barney, if	player to be named later
			(Jack Murphy, c)



### TONY LACAVAL

11-20-15	Oakland	Jesse Chavez, rhp	Liam Hendriks, rhp
----------	---------	-------------------	--------------------

### ROSS ATKINS

01-05-16	Oakland	Arnold Leon, rhp	cash or player to be named later
01-08-16	Washington	Drew Storen, rhp	Ben Revere, of
02-02-16	New York (NL)	Darrell Ceciliani, of	cash considerations
05-31-16	Atlanta	Jason Grilli, rhp	Sean Ratcliffe, rhp
06-01-16	Philadelphia	cash considerations	
07-26-16	San Diego	cash or player to be named later	Jimmy Paredes, if
		Melvin Upton, of	Hansel Rodriguez, rhp
		cash considerations	
07-26-16	Seattle	Joaquin Benoit, rhp	Drew Storen, rhp
08-01-16	Pittsburgh	Francisco Liriano, lhp	Drew Hutchison, rhp
		Reese McGuire, c	
		Harold Ramirez, of	
08-01-16	Houston	Scott Feldman, rhp	Gaudalupe Chavez, rhp
08-01-16	Los Angeles (NL)	Mike Bolsinger, rhp	Jesse Chavez, rhp
		cash considerations	
08-26-16	Chicago (AL)	Dioner Navarro, c	Colton Turner, lhp
10-05-16	Pittsburgh	cash considerations	Brady Draggmire, rhp
04-18-17	Los Angeles (AL)	future considerations	Juan Graterol, c
04-22-17	Philadelphia	cash considerations	Ty Kelly, if
05-06-17	Texas	Patrick Cantwell, c	cash considerations
07-02-17	St. Louis	future considerations	Lane Thomas, of
07-02-17	Texas	Eduard Pinto, of	Jason Grilli, rhp
		cash considerations	
07-03-17	Chicago (NL)	Miguel Montero, c	player to be named later
07-05-17	New York (AL)	future considerations	Jonathan Diaz, if
07-23-17	New York (AL)	Rob Refsnyder, if	Ryan McBroom, if
07-24-17	Minnesota	Nick Tevesch, rhp	cash considerations
07-31-17	Houston	Norichika Aoki, of	Francisco Liriano, lhp
		Teoscar Hernandez, of	
07-31-17	Cleveland	Thomas Pannone, lhp	Joe Smith, rhp
		Samad Taylor, if	
08-19-17	Miami	Tom Koehler, rhp and cash	Osman Gutierrez, rhp
12-01-17	St. Louis	Aledmys Diaz, if	J.B. Woodman, of
01-06-18	San Diego	Yangervis Solarte, if	Jared Carkuff, rhp
			Edward Olivares, of
01-19-18	St. Louis	Randal Grichuk, of	Conner Greene, rhp
			Dominic Leone, rhp
03-21-18	Kansas City	Sam Gaviglio, rhp	player to be named later
04-21-18	Cleveland	cash considerations	Jon Berti, if
05-09-18	Cleveland	Gio Urshela, if	player to be named later
			(Jon Berti, if)
06-28-18	Boston	Santiago Espinal, if	Steve Pearce, if/of
			cash considerations
07-26-18	New York (AL)	Brandon Drury, if	J.A. Happ, lhp
		Billy McKinney, of	
07-26-18	Colorado	Chad Spanberger, if	Seunghwan Oh, rhp
		Forrest Wall, if	
07-30-18	Houston	Ken Giles, rhp	Roberto Osuna, rhp
		David Paulino, rhp	
		Hector Perez, rhp	
07-31-18	Philadelphia	Jacob Waguespack, rhp	Aaron Loup, lhp
07-31-18	Los Angeles (NL)	Corey Copping, rhp	John Axford, rhp
08-04-18	New York (AL)	future considerations	Gio Urshela, if
08-09-18	Detroit	cash considerations	Nick Tevesch, rhp
08-14-18	Colorado	Bryan Baker, rhp	future considerations
08-31-18	Milwaukee	Demi Orimoloye, of	Curtis Granderson, of
08-31-18	Cleveland	player to be named later	Josh Donaldson, if
		(Julian Merryweather, rhp)	
11-17-18	Houston	Trent Thornton, rhp	Aledmys Diaz, if
12-30-18	San Diego	Clayton Richard, lhp	Connor Panas, of
01-04-19	Tampa Bay	cash considerations	Oliver Drake, rhp
01-11-19	Los Angeles (NL)	Andrew Sopko, rhp	Russell Martin, c
		Ronny Brito, ss	cash considerations
03-08-19	Baltimore	future considerations	Dwight Smith Jr., of
03-17-19	Kansas City	Jason Adam, rhp	cash considerations
03-26-19	Cincinnati	Jordan Patterson, of	cash considerations
03-27-19	Oakland	Jesus Lopez, if	Kendrys Morales, if
		future considerations	cash considerations
04-02-19	San Francisco	Juan De Paula, rhp	Kevin Pillar, of
		Alen Hanson, if	
		Derek Law, rhp	
04-02-19	San Diego	Socrates Brito, of	Rodrigo Orozco, of
05-10-19	Pittsburgh	Patrick Kivlehan, of	cash considerations



DATE	CLUB	OBTAINED	FOR
05-11-19	Oakland	Edwin Jackson, rhp	cash considerations
06-13-19	Pittsburgh	Nick Kingham, rhp	cash considerations
07-17-19	New York (NL)	Wilmer Font, rhp	cash considerations
07-17-19	Baltimore	Yeltsin Gudino, if	cash considerations
07-28-19	Tampa Bay	two players to be named later (Edison Gonzalez, rhp) (Curtis Taylor, rhp)	Eric Sogard, if
07-28-19	New York (NL)	Anthony Kay, lhp Simeon Woods Richardson, rhp	Marcus Stroman, rhp
07-30-19	Chicago (NL)	Thomas Hatch, rhp	David Phelps, rhp
07-31-19	Houston	Derek Fisher, of	Joe Biagini, rhp Aaron Sanchez, rhp Cal Stevenson, of Daniel Hudson, rhp Chad Spanberger, if Justin Shafer, rhp
07-31-19	Washington	Kyle Johnston, rhp	cash considerations
11-04-19	Milwaukee	Chase Anderson, rhp	cash considerations
11-25-19	Cincinnati	cash considerations	Daniel Vogelbach, if
08-24-20	Seattle	Daniel Vogelbach, if	cash considerations
08-27-20	Seattle	Taijuan Walker, rhp	player to be named later (Alberto Rodriguez, of)
08-31-20	Arizona	Robbie Ray, lhp	Travis Bergen, lhp
08-31-20	Miami	Jonathan Villar, if	player to be named later (Griffin Conine, of)
08-31-20	Los Angeles (NL)	Ross Stripling, rhp	two players to be named later (Kendall Williams, rhp; Ryan Noda, of)
09-15-20	Cincinnati	Justin Miller, rhp	international cap space
01-22-21	Cincinnati	player to be named later (Darlin Guzman, of)	Hector Perez, rhp
01-27-21	New York (NL)	Steven Matz, lhp	Yennys Diaz, rhp Sean Reid-Foley, rhp Josh Winckowski, rhp
02-15-21	Milwaukee	player to be named later (Paxton Schultz, rhp)	Derek Fisher, of
02-28-21	Arizona	Travis Bergen, lhp	cash considerations
03-31-21	Los Angeles (AL)	Juan Graterol, c	cash considerations
04-22-21	Arizona	Jeremy Beasley, rhp	cash considerations
06-04-21	Atlanta	cash considerations	Ty Tice, rhp
06-19-21	New York (NL)	Jacob Barnes, rhp	Troy Miller, rhp
06-29-21	Miami	Adam Cimber, of Corey Dickerson, of cash considerations	Joe Panik, if Andrew McInvale, rhp
07-06-21	Milwaukee	Trevor Richards, rhp Bowden Francis, rhp	Rowdy Tellez, if
07-21-21	Kansas City	cash considerations	Joel Payamps, rhp
07-29-21	Washington	Brad Hand, lhp	Riley Adams, c
07-30-21	Minnesota	José Berrios, rhp	Austin Martin, if Simeon Woods Richardson, rhp
07-30-21	Arizona	Joakim Soria, rhp	two players to be named later (Yaifer Perdomo, lhp; J.J. D'Orazio, c)
08-02-21	Milwaukee	cash considerations	John Axford, rhp
08-03-21	New York (AL)	Kellin Deglan, c	cash considerations
08-14-21	Cincinnati	Mallex Smith, of	cash considerations
03-16-22	Oakland	Matt Chapman, 3b	Gunnar Hoglund, rhp Zach Logue, lhp Kevin Smith, inf Kirby Sneed, lhp Randal Grichuk, of
03-24-22	Colorado	Raimel Tapia, of Adrian Pinto, 2b	cash considerations
04-03-22	Chicago (AL)	Zack Collins, c	Reese McGuire, c
04-08-22	Cleveland	Bradley Zimmer, of	Anthony Castro, rhp
06-05-22	Seattle	Tyler Keenan, 3b	Ryan Borucki, lhp
07-02-22	Pittsburgh	cash considerations	Anthony Banda, lhp
07-16-22	Kansas City	Foster Griffin, lhp	Jonatan Bernal, rhp
08-02-22	Miami	Anthony Bass, rhp Zach Pop, rhp player to be named later (Edward Duran, C)	Jordan Groshans, ss
08-02-22	Los Angeles (NL)	Mitch White, rhp	Nick Frasso, rhp
08-02-22	Pittsburgh	Alex De Jesus, 2b	Moises Brito, lhp
08-02-22	Kansas City	Whit Merrifield, util	Jeremy Beasley, rhp Max Castillo, rhp Samad Taylor, 2b
08-31-22	Philadelphia	Karl Ellison, c	Vinny Nittoli, rhp
11-16-22	Seattle	Erik Swanson, rhp Adam Macko, lhp	Teoscar Hernández, of
12-23-22	Arizona	Daulton Varsho, of	Lourdes Gurriel Jr., of Gabriel Moreno, c
01-10-23	Pittsburgh	Zach Thompson, rhp	Chavez Young, of



03-25-23 Philadelphia  
 04-30-23 Pittsburgh  
 05-30-23 Atlanta  
 06-13-23 Chicago (AL)  
 07-21-23 St. Louis  
 07-26-23 Seattle  
 07-30-23 St. Louis

08-01-23 St. Louis

09-16-23 Philadelphia  
 11-06-23 Chicago (NL)  
 02-13-24 San Francisco

cash considerations  
 Tyler Heineman, c  
 future considerations  
 cash considerations  
 Génesis Cabrera, lhp  
 Mason McCoy, ss  
 Jordan Hicks, rhp

Paul DeJong, ss  
 cash considerations  
 Max McDowell, c  
 Brendon Little, lhp  
 cash considerations

Nick Allgeyer, lhp  
 Vinny Capra, ss  
 Kelvin Perez, rhp  
 Juan Gonzalez, c  
 Sammy Hernandez, c  
 Trent Thornton, rhp  
 Adam Kloffenstein, rhp  
 Sem Robberse, rhp  
 Matt Svanson, rhp

cash considerations  
 cash considerations  
 Otto Lopez, SS

## CANADIAN BLUE JAYS

29 Canadian-born players have worn the Blue Jays uniform for a Major League game:

NAME	POS.	HOMETOWN	YEAR(S)
Dave McKay	INF	Vancouver, BC	1977-1979
Paul Hodgson	OF	Fredericton, NB	1980
Rob Ducey	OF	Cambridge, ON	1987-1992; 2000
Denis Boucher	LHP	Lachine, QC	1991
Vince Horsman	LHP	Dartmouth, NS	1991
Rob Butler	OF	Toronto, ON	1993-1994; 1999
Paul Spoljaric	LHP	Kelowna, BC	1994; 1996-1997; 1999
Paul Quantrill	RHP	Cobourg, ON	1996-2001
Rich Butler	OF	Toronto, ON	1997
Steve Sinclair	LHP	Victoria, BC	1998-1999
Simon Pond	OF	North Vancouver, BC	2004
Corey Koskie	INF	Anola, MB	2005
Matt Stairs	INF/OF	St. John, NB	2007-2008
Scott Richmond	RHP	North Vancouver, BC	2008-2009; 2011-2012
Shawn Hill	RHP	Mississauga, ON	2010; 2012
Brett Lawrie	INF	Langley, BC	2011-2014
Adam Loewen	OF	Vancouver, BC	2011
Mike Nickeas	C	Vancouver, BC	2013
Dalton Pompey	OF	Mississauga, ON	2014-2018
George Kottaras	C	Scarborough, ON	2014
Russell Martin	C	East York, ON	2015-2018
Michael Saunders	OF	Victoria, BC	2015-2016; 2017
Jeff Francis	LHP	Vancouver, BC	2015
Andrew Albers	LHP	North Battleford, SK	2015
Scott Diamond	LHP	Guelph, ON	2016
John Axford	RHP	Simcoe, ON	2018
Vladimir Guerrero Jr.	INF	Montreal, QC	2019-
Jordan Romano	RHP	Markham, ON	2019-
Zach Pop	RHP	Brampton, ON	2022-



# FREE AGENCY FOR PLAYERS ON THE 40-MAN ROSTER

BIOGRAPHIES

LAST SEASON

HISTORY

RECORDS

OPPONENTS

PLAYER DEV.

MEDIA & MISC.

1978	Luis Gomez	from ATLANTA BRAVES	2005	Billy Koch	from FLORIDA MARLINS
1984	Dennis Lamp	from CHICAGO WHITE SOX		Scott Schoeneweis	from CHICAGO WHITE SOX
1985	Gary Allenson	from BOSTON RED SOX		B.J. Ryan	from BALTIMORE ORIOLES
1989	Bob Brenly	from SAN FRANCISCO GIANTS		A.J. Burnett	from FLORIDA MARLINS
	Tom Lawless	from ST. LOUIS CARDINALS		Bengie Molina	from LOS ANGELES ANGELS
1991	Ken Dayley	from ST. LOUIS CARDINALS	2006	Jean Machi	from TAMPA BAY DEVIL RAYS
1991	Pat Tabler	from NEW YORK METS		Matt Roney	from OAKLAND ATHLETICS
1992	Jack Morris	from MINNESOTA TWINS		Frank Thomas	from OAKLAND ATHLETICS
	Dave Winfield	from CALIFORNIA ANGELS		Royce Clayton	from WASHINGTON NATIONALS
	Alfredo Griffin	from LOS ANGELES DODGERS		John Thomson	from ATLANTA BRAVES
	Kent Anderson	from CALIFORNIA ANGELS		Tomo Ohka	from MILWAUKEE BREWERS
	Eric Plunk	from NEW YORK YANKEES	2007	David Eckstein	from ST. LOUIS CARDINALS
1993	Dick Schofield	from CALIFORNIA ANGELS		Rod Barajas	from PHILADELPHIA PHILLIES
	Dave Stewart	from OAKLAND ATHLETICS	2009	Alex Gonzalez	from BOSTON RED SOX
	Paul Molitor	from MILWAUKEE BREWERS		John Buck	from KANSAS CITY ROYALS
	Darnell Coles	from CINCINNATI REDS		Kevin Gregg	from CHICAGO CUBS
	Danny Cox	from PITTSBURGH PIRATES	2010	Jose Molina	from NEW YORK YANKEES
	Tony Castillo	from NEW YORK METS		Nick Green	from LOS ANGELES DODGERS
1994	Greg Cadaret	from KANSAS CITY ROYALS	2011	Octavio Dotel	from COLORADO ROCKIES
1995	Danny Darwin	from BOSTON RED SOX		Jon Rauch	from MINNESOTA TWINS
	Candy Maldonado	from TEXAS RANGERS	2012	Darren Oliver	from TEXAS RANGERS
1996	Erik Hanson	from BOSTON RED SOX		Francisco Cordero	from CINCINNATI REDS
	Otis Nixon	from TEXAS RANGERS		Rick Vandunurk	from BALTIMORE ORIOLES
	Charlie O'Brien	from ATLANTA BRAVES	2013	Maicer Izturis	from LOS ANGELES ANGELS
	Ruben Amaro	from CLEVELAND INDIANS		Melky Cabrera	from SAN FRANCISCO GIANTS
	Brian Bohanon	from DETROIT TIGERS		Henry Blanco	from ARIZONA DIAMONDBACKS
	Rich Rowland	from BOSTON RED SOX		Mark DeRosa	from WASHINGTON NATIONALS
	Juan Samuel	from KANSAS CITY ROYALS		Chien-Ming Wang	from NEW YORK YANKEES
	Frank Viola	from CINCINNATI REDS	2014	Dioner Navaro	from CHICAGO CUBS
1997	Benito Santiago	from PHILADELPHIA PHILLIES		Russell Martin	from PITTSBURGH PIRATES
	Roger Clemens	from BOSTON RED SOX	2015	Justin Smoak	from SEATTLE MARINERS
	Darrell Whitmore	from CHIBA LOTTE MARINES		J.A. Happ	from PITTSBURGH PIRATES
	Mike Aldrete	from NEW YORK YANKEES	2016	Gavin Floyd	from CLEVELAND INDIANS
1998	Darrin Fletcher	from MONTREAL EXPOS		Kendrys Morales	from KANSAS CITY ROYALS
	Randy Myers	from BALTIMORE ORIOLES		Steve Pearce	from BALTIMORE ORIOLES
	Pat Kelly	from NEW YORK YANKEES	2017	Jose Bautista	from TORONTO BLUE JAYS
	Craig Grebeck	from ANAHEIM ANGELS		J.P. Howell	from LOS ANGELES ANGELS
	Mike Stanley	from NEW YORK YANKEES	2018	Curtis Granderson	from LOS ANGELES DODGERS
	Tony Fernandez	from CLEVELAND INDIANS		Jaime Garcia	from NEW YORK YANKEES
	Phil Plantier	from ST. LOUIS CARDINALS		Seungwhan Oh	from ST. LOUIS CARDINALS
	Jose Canseco	from OAKLAND ATHLETICS		Mike Hauschild	from TEXAS RANGERS
1999	Joey Cora	from CLEVELAND INDIANS		Matt Shoemaker	from LOS ANGELES ANGELS
	Mike Matheny	from MILWAUKEE BREWERS	2019	Clay Buchholz	from ARIZONA DIAMONDBACKS
	Willie Greene	from BALTIMORE ORIOLES		Freddy Galvis	from SAN DIEGO PADRES
	Cecil Fielder	from CLEVELAND INDIANS		Daniel Hudson	from LOS ANGELES DODGERS
	Mark Dalesandro	from CHICAGO CUBS		David Phelps	from SEATTLE MARINERS
	Geronimo Berroa	from DETROIT TIGERS	2020	Tanner Roark	from OAKLAND ATHLETICS
2000	Frank Castillo	from PITTSBURGH PIRATES		Hyun Jin Ryu	from LOS ANGELES DODGERS
2001	Jason Dickson	from ANAHEIM ANGELS		Travis Shaw	from MILWAUKEE BREWERS
	Jeff Frye	from COLORADO ROCKIES	2021	Tyler Chatwood	from CHICAGO CUBS
	Trenidad Hubbard	from BALTIMORE ORIOLES		George Springer	from HOUSTON ASTROS
	Dan Plesac	from ARIZONA DIAMONDBACKS		Robbie Ray	from TORONTO BLUE JAYS
	Ryan Thompson	from NEW YORK YANKEES		Marcus Semien	from OAKLAND ATHLETICS
	Marty Cordova	from BOSTON RED SOX		Kirby Yates	from SAN DIEGO PADRES
2002	Dave Berg	from FLORIDA MARLINS	2022	Yimi Garcia	from HOUSTON ASTROS
2003	Mike Bordick	from BALTIMORE ORIOLES		Kevin Gausman	from SAN FRANCISCO GIANTS
	Frank Catalanotto	from TEXAS RANGERS		Yusei Kikuchi	from SEATTLE MARINERS
	Doug Creek	from SEATTLE MARINERS		Andrew Vasquez	from LOS ANGELES DODGERS
	Greg Myers	from OAKLAND ATHLETICS	2023	Chris Bassitt	from NEW YORK METS
	Tanyon Sturtze	from TAMPA BAY DEVIL RAYS		Brandon Belt	from SAN FRANCISCO GIANTS
	Jeff Tam	from OAKLAND ATHLETICS		Chad Green	from NEW YORK YANKEES
2004	Miguel Batista	from ARIZONA DIAMONDBACKS	2024	Kevin Kiermaier	from TAMPA BAY RAYS
	V. DeLosSantos	from PHILADELPHIA PHILLIES		Kevin Kiermaier	from TORONTO BLUE JAYS
	Pat Hentgen	from BALTIMORE ORIOLES		Isiah Kiner-Falefa	from NEW YORK YANKEES
	Kerry Ligtenberg	from BALTIMORE ORIOLES		Yariel Rodriguez	from CHUNICHI DRAGONS
	Chris Gomez	from MINNESOTA TWINS		Justin Turner	from BOSTON RED SOX
	Terry Adams	from PHILADELPHIA PHILLIES			
	Corey Koskie	from MINNESOTA TWINS			





# MAJOR LEAGUE RULE 5 DRAFT, 1977-2023

## TORONTO SELECTIONS:

Year	Player	Original Club	Status with Toronto
1977	Willie Upshaw (1B) Andy Dyes (OF)	AAA-Syracuse, (NYY) AAA-Denver, (MTL)	Played nine seasons in Toronto Spent one season in Toronto organization
1978	Ted Wilborn (OF) Bob Davis (C)	AAA-Tacoma, (NYY) AAA-Hawaii, (SD)	Spent one season in Toronto organization Played two seasons in Toronto
1979	Mike Macha (F)	AAA-Richmond, (ATL)	Played one season in Toronto
1980	George Bell (OF) Dan Whitmer (C)	AAA-Oki.City, (PHI) AAA-Salt Lake, (CAL)	Played nine seasons in Toronto Played one season in Toronto
1981	Jim Gott (RHP) Anthony Johnson (OF)	AAA-Springfield, (STL) AAA-Denver, (MTL)	Played three seasons in Toronto Played one season in Toronto
1982	Jim Acker (RHP) Mercedes Esquer (LHP)	AAA-Richmond, (ATL) AAA-Portland, (PIT)	In 2 stints, played 7 seasons for Toronto Remained in the Toronto organization
1983	Kelly Gruber (F) Terry Cormack (C)	AAA-Charleston, (CLE) AAA-Richmond, (ATL)	Played nine seasons in Toronto Returned to Atlanta on March 25, 1984
1984	Manuel Lee (IF) Louis Thornton (OF)	AAA-Tuscon, (HOU) AAA-Tidewater, (NYM)	Played eight seasons in Toronto Played three seasons in Toronto
1985	Jose DeJesus (RHP)	AAA-Omaha, (KC)	Returned to Kansas City on April 3, 1986
1986	Jose Nunez (RHP)	AAA-Omaha, (KC)	Played three seasons in Toronto
1990	Ricky Rhodes (RHP)	AAA-Columbus, (NYY)	Returned to New York on March 29, 1991
1992	Billy Taylor (RHP)	AAA-Richmond, (ATL)	Returned to Atlanta on April 1, 1993
1995	Carey Paige (RHP)	AA-Greenville, (ATL)	Remained in Toronto organization for two seasons
1997	Luis Saturria (OF)	A-Peoria, (STL)	Returned to St. Louis on March 20, 1998
1999	Dewayne Wise (OF)	A-Rockford, (CIN)	Played three seasons in Toronto
2001	Corey Thurman (RHP)	AAA-Omaha, (KC)	Played two seasons in Toronto
2002	Jason Dubois (OF) Aquilino Lopez (RHP)	A-Daytona, (CHC) AAA-Tacoma, (SEA)	Returned to Chicago on March 15, 2003 Played two seasons in Toronto
2003	Gary Majewski (RHP)	AA-Birmingham, (CWS)	Returned to Chicago March 17, 2003
2006	Talley Haines (RHP) Jason Smith (IF)	AAA-Durham (TB) AAA-Iowa (CHC)	Remained in Toronto organization, played for one season Remained with the club until May 15, 2007
2007	Randy Wells (RHP)	AAA-Iowa (CHC)	Returned to Chicago on April 16, 2008
2009	Zech Zinicola (RHP)	AAA-Syracuse (WSH)	Returned to Washington on March 18, 2010
2013	Brian Moran (LHP)	AAA-Tacoma (SEA)	Traded to the Los Angeles Angels on Dec. 12, 2013
2015	Joe Biagini (RHP)	AA-Richmond (SF)	Remained with the club until July 31, 2019
2016	Glenn Sparkman (RHP)	AAA-Omaha (KC)	Returned to Kansas City on July 8, 2017
2018	Elvis Luciano (RHP)	AAA-Omaha (KC)	Remained in the organization until Nov. 10, 2022



**SELECTED FROM TORONTO:**

Year	Player	Team	Status after draft
1981	Ramon Lora (C)	by Los Angeles	Returned to Toronto March 31, 1982
	Domingo Ramos (IF)	by Seattle	Played five seasons with Seattle
1983	Dave Geisel (LHP)	by Seattle	Played two seasons with Seattle
1984	Mike Morgan (RHP)	by Seattle	Played two seasons with Seattle
1986	Cliff Young (LHP)	by Oakland	Returned to Toronto April 6, 1987
	Stan Clarke (LHP)	by Seattle	Played one season with Seattle
1987	Joe Johnson (RHP)	by California	Played in California farm system
	Santiago Garcia (IF)	by Chicago (AL)	Played in Chicago farm system
1988	Colin McLaughlin (RHP)	by Seattle	Played in Seattle farm system
	Chris Jones (RHP)	by Los Angeles	Returned to Toronto March 31, 1989
	Geronimo Berroa (OF)	by Atlanta	Played two seasons with Atlanta
	Matt Stark (C)	by Atlanta	Returned to Toronto March 27, 1989
	Eric Yelding (IF)	by Chicago (NL)	Claimed on waivers by Houston April 3, 1989
1989	Steve Wapnick (RHP)	by Detroit	Returned to Toronto May 1, 1990
	Sil Campusano (OF)	by Philadelphia	Played one season with Philadelphia
	Xavier Hernandez (RHP)	by Houston	Played four seasons with Houston
1991	Jesse Cross (RHP)	by Minnesota	Returned to Toronto April 3, 1992
1992	Graeme Lloyd (LHP)	by Philadelphia	Acquired by Milwaukee for P. John Trisler
1993	Tim Hyers (IF)	by San Diego	Played two seasons with San Diego
1994	Todd Steverson (OF)	by Detroit	Played with Detroit in 1995
	Freddy Garcia (3B)	by Pittsburgh	Played with Pittsburgh in 1995
1996	Mike Johnson (RHP)	by San Francisco	Traded to Baltimore
	Tom Davey (RHP)	by Baltimore	Returned to Toronto
1999	Brian Smith (RHP)	by Pittsburgh	Non-tendered, signed by Pittsburgh
	Jim Mann (RHP)	by New York (NL)	Spent one season in New York organization
2000	Jay Gibbons (1B)	by Baltimore	Played seven years in Baltimore
	Rendy Espina (LHP)	by Anaheim	Returned to Toronto
2002	Matt Ford (LHP)	by Milwaukee	Played one season in Milwaukee
2004	Tyrell Godwin (OF)	by Washington	Played one season in Washington
2005	Jamie Vermilyea (RHP)	by Boston	Returned to Toronto
	Steve Andrade (RHP)	by Tampa Bay	Played one season with both San Diego and Kansas City
2006	Francisco Mateo (LHP)	by Cincinnati	Released by the Reds on Aug. 9, 2007
2008	Ryan Klosterman (SS)	by Florida	Played full season in Florida organization
	Anthony Hatch (IF)	by Los Angeles (NL)	Played full season in Los Angeles Dodgers organization
2010	Brad Emaus (IF)	by New York (NL)	Played with Mets, returned to Toronto on April 21, 2011
2012	Mark Sobolewski (IF)	by Minnesota	Played in two levels at minor league level
2013	Evan Crawford (LHP)	by Chicago (AL)	Played in the White Sox farm system
2018	Jordan Romano (RHP)	by Chicago (AL)	Returned to Toronto March 23, 2019
	Travis Bergen (LHP)	by San Francisco	Returned to Toronto Aug. 21, 2019
2019	Dany Jiménez (RHP)	by San Francisco	Returned to Toronto Aug. 2, 2020
2020	Dany Jiménez (RHP)	by Oakland	Returned to Toronto March 15, 2021

**OPENING UP**

Toronto's 16-inning contest at Cleveland to begin the 2012 season was the longest Opening Day game in Major League history. The Blue Jays won, 7-4, in 16 innings after J.P. Arencibia broke the tie with a three-run home run.

In fact, the Blue Jays started the 2012 season with consecutive extra-inning games for the first time in franchise history. It marked the 5th time in MLB history that a team started 2-0 with two extra-innings wins on the road, the others being the 1908 St. Louis Browns, 1910 Cleveland Naps, 1935 Cleveland Indians and 2007 Atlanta Braves.



## AMERICAN LEAGUE EXPANSION DRAFT SELECTIONS NOVEMBER 5, 1976

- |                                    |                                    |
|------------------------------------|------------------------------------|
| 1. Bob Bailor, if-of, Baltimore    | 16. Doug Ault, if, Texas           |
| 2. Jerry Garvin, lhp, Minnesota    | 17. Ernie Whitt, c, Boston         |
| 3. Jim Clancy, rhp, Texas          | 18. Mike Weathers, if, Oakland     |
| 4. Gary Woods, of, Oakland         | 19. Steve Staggs, if, Kansas City  |
| 5. Rico Carty, if-dh, Cleveland    | 20. Steve Hargan, rhp, Texas       |
| 6. Butch Edge, rhp, Milwaukee      | 21. Garth Iorg, if, New York       |
| 7. Al Fitzmorris, rhp, Kansas City | 22. Dave Lemanczyk, rhp, Detroit   |
| 8. Al Woods, of, Minnesota         | 23. Larry Anderson, rhp, Milwaukee |
| 9. Mike Darr, rhp, Baltimore       | 24. Jesse Jefferson, rhp, Chicago  |
| 10. Pete Vuckovich, rhp, Chicago   | 25. Dave McKay, if, Minnesota      |
| 11. Jeff Byrd, rhp, Texas          | 26. Tom Bruno, rhp, Kansas City    |
| 12. Steve Bowling, of, Milwaukee   | 27. Otto Velez, of, New York       |
| 13. Dennis DeBarr, lhp, Detroit    | 28. Mike Willis, lhp, Baltimore    |
| 14. Bill Singer, rhp, Minnesota    | 29. Sam Ewing, of, Chicago         |
| 15. Jim Mason, if, New York        | 30. Leon Hooten, rhp, Oakland      |

## PLAYERS WITH MOST SEASONS AS A BLUE JAY

(MINIMUM OF 10 SEASONS)

Seasons	Player	Years
15	Dave Stieb	1979-1992; 1998
12	Jim Clancy	1977-1988
12	Tony Fernandez	1983-1990; 1993; 1998-1999; 2001
12	Ernie Whitt	1977-1978; 1980-1989
12	Carlos Delgado	1993-2004
12	Roy Halladay	1998-2009
12	Vernon Wells	1999-2010
11	Rance Mulliniks	1982-1992
10	Lloyd Moseby	1980-1990
10	Pat Hentgen	1991-1999; 2004
10	Shannon Stewart	1995-2003, 2008
10	José Bautista	2008-2017

### HITTING FOR THE CYCLE

#### FOR TORONTO:

PLAYER	OPP	DATE & SITE
Kelly Gruber	vs. KC	April 16, 1989 Exhibition Stadium
Jeff Frye	vs. TEX	August 17, 2001 SkyDome
Cavan Biggio	at BAL	September 17, 2019 Camden Yards

#### FOR OPPONENTS:

PLAYER	OPP	DATE & SITE
Mike Cubbage	vs. MIN	July 27, 1978 Metropolitan Stadium
Rich Gedman	vs. BOS	September 18, 1985 Fenway Park
George Brett	vs. KC	July 25, 1990 SkyDome
Rajai Davis	vs. CLE	July 2, 2016 Rogers Centre

**What Gruber Did:** Went 4-4 with a career-high six RBI...Homered in the 1st inning against Floyd Bannister and had a two-run double in the 2nd, also against Bannister...In the 7th inning, he notched a two-run triple versus Tom Gordon...In the 9th, Gruber had an RBI single off Jerry Don Gleaton to complete the cycle.

**What Frye Did:** Went 4-4 with three RBI to tie his career-high...Tripled in the 2nd inning off of Darren Oliver and then doubled in the 5th, again off Oliver...In the 6th, hit a two-run home run off Pat Mahomes...In the 7th inning facing Kevin Foster, Frye hit an RBI single to right-center field to complete the cycle...Became just the second ninth-hitter to hit for the cycle since 1978 as the last was Charlie Moore for Milwaukee at California on October 1, 1980.

**What Biggio Did:** Went 4-for-5 with three runs and two stolen bases...Homered in the 3rd inning off Chandler Shepherd...Singled to lead off the 6th inning and doubled off of Shawn Armstrong in the 8th...Drove in the go-ahead run and he knocked a two-run triple to wall on a Michael Givens offering...He and his dad, Craig (2002), became the 2nd father-son duo to ever record cycles, joining Gary and Daryle Ward.





# AWARDS



## NATIONAL BASEBALL HALL OF FAME



### Roberto Alomar

#### SECOND BASEMAN

On July 24, 2011, Roberto Alomar was enshrined to the Baseball Hall of Fame. The second basemen was just the third Puerto Rican inductee, and the first Hall of Famer to be inducted as a member of the Toronto Blue Jays.

In five seasons with the Blue Jays from 1991 through 1995, Alomar displayed sparkling defense while winning five straight Gold Gloves. He was part of both World Series clubs, batting .373 across his 29 playoff games as a Blue Jay.

Alomar never hit less than .295 while with Toronto and finished third in the American League behind teammates John Olerud and Paul Molitor with a .326 average in 1993. His five-year mark of .307 gives him the highest lifetime average of any player in Blue Jays history.

Over the course of his 17-year Major League career, Alomar hit .300 with a .371 on-base percentage. He totaled 2,724 hits, 1,508 runs, 504 doubles, 80 triples, 210 home runs, 474 stolen bases, and 1,134 RBI.



### Tom Cheek

#### BLUE JAYS RADIO BROADCASTER

On July 27, 2013, Tom Cheek was inducted into the National Baseball Hall of Fame as the 2013 recipient of the Ford C. Frick Award. This award is presented annually for excellence in broadcasting by the National Baseball Hall of Fame and Museum.

Cheek, who passed away on October 9, 2005, called the first 4,306 regular-season and 41 postseason games in Toronto Blue Jays history, including the club's two World Series victories, from Toronto's first contest until June 2, 2004. His wife, Shirley Cheek, was on hand with her family to accept the 2013 Ford C. Frick award for broadcasting excellence on behalf of her husband.

"Tom Cheek was the voice of summer for generations of baseball fans in Canada and beyond," said Hall of Fame President Jeff Idelson. "He helped a nation understand the elements of the game and swoon for the summer excitement that the expansion franchise brought a hockey-crazed nation starting in the late 1970s. He then authored the vocal narrative of a team that evolved into one of the most consistent clubs of the 1980s and 1990s. We are thrilled to celebrate Tom's legacy with baseball broadcasting's highest honour."

His call of Joe Carter's World Series-winning home run in Game 6 of the 1993 Fall Classic – "Touch 'em all, Joe! You'll never hit a bigger home run in your life." – quickly became embedded in the hearts of Blue Jays fans around the globe.



 **TORONTO  
BLUE JAYS™**  
*RETIRED NUMBERS*



## Roy Halladay

### PITCHER

Eight-time All-Star Roy Halladay had his number raised to the rafters in a pregame Opening Day ceremony on March 29, 2018.

Doc's wife, Brandy, and two sons, Braden and Ryan, took the field with former Blue Jays players, Pat Hentgen, Chris Carpenter, Paul Quantrill, Scott Rolen, Jose Cruz Jr., Jason Fraser, Paul Spoljaric and Cito Gaston for the ceremony.

Halladay, who passed away in a plane crash on November 7, 2017, had his number 32 displayed as a commemorative patch on the left sleeve of all Blue Jays uniforms throughout the 2018 season.

**"Through Roy's values, pride, work ethic, and perseverance, he epitomized what it means to be a Blue Jay. And while his legacy is clear, it goes far beyond the number on his back or his on-field accomplishments, serving as a shining example of how to live a meaningful life and positively impact others."**

**Mark Shapiro**  
President & CEO,  
Toronto Blue Jays



# LEVEL OF EXCELLENCE

The Level of Excellence is an award bestowed by the Toronto Blue Jays Baseball Club, recognizing tremendous individual achievement. The names and, in some cases, uniform numbers of each of the honourees are displayed on the facing of 500 Level in Rogers Centre. The recipients of this prestigious award are as follows: **JOSÉ BAUTISTA** (August 12, 2023), **PAUL BEESTON** (April 4, 2008), **GEORGE BELL** (April 9, 1996), **JOE CARTER** (July 30, 1999), **TOM CHEEK** (August 29, 2004), **CARLOS DELGADO** (July 21, 2013), **TONY FERNANDEZ** (September 23, 2001), **CITO GASTON** (July 30, 1999), **PAT GILLICK** (August 7, 2002), **ROY HALLADAY** (March 29, 2018), and **DAVE STIEB** (April 9, 1996).

## José Bautista

### OUTFIELDER

**JOSÉ BAUTISTA**, was acquired by the Blue Jays on August 21, 2008, and soon became a household name and the cornerstone of the organization for the next decade. He set a single-season franchise record with an MLB-high 54 home runs in 2010, a season that saw him win three American League Player of the Week Awards and claim two American League Player of the Month bids while being named an All-Star for the first time in his career. From 2010 to 2015, Bautista hit more home runs than any other player while winning three Silver Slugger Awards (2010, 2011, 2014) and appearing in six straight MLB All-Star Games (2010-2015). For all his regular season success, the outfielder's biggest mark was made in 2015 as the club returned to the postseason for the first time in 22 years. During Game 5 of the 2015 ALDS against the Texas Rangers, Bautista's 7th-inning tie-breaking three-run home run and subsequent bat flip shook the foundation of Rogers Centre and brought the entire country to its feet. "Joey Bats" finished his 15-year Major League career with 344 homers and 975 RBI. He still ranks top-five in Blue Jays history in games (1,235), runs (790), home runs (288), RBI (766), walks (803), OBP (.372), SLG (.506), and OPS (.878).



## Paul Beeston

### CHIEF EXECUTIVE OFFICER

**PAUL BEESTON**, a Welland, ON, native, is one of the Toronto Blue Jays founding fathers. He was the first employee of the Toronto Blue Jays, joining the club on May 10, 1976, only a month and a half after the granting of the Franchise. He became Vice-President of Business Operations in 1977, Executive Vice-President, Business in 1984, President and Chief Operating Officer in 1989 and Chief Executive Officer in 1991. His hard work and dedication have been recognized by many and in 1988, was named a Member of the Order of Canada. He was elected to the Board of Directors of the Baseball Hall of Fame in 1998 and was inducted into the Canadian Baseball Hall of Fame in 2002. From 1997 until 2002, Paul was President & COO of Major League Baseball in New York City. He then returned to Toronto in 2002 and served on the board of a number of philanthropic endeavours. On October 14, 2008, he was appointed CEO of the Toronto Blue Jays on an interim basis, responsible for the day-to-day operations of the baseball club and Rogers Centre. On October 27, 2009, he had the interim tag lifted and was appointed CEO of the Toronto Blue Jays and Rogers Centre. Following the 2015 season, Paul retired as Mark Shapiro replaced him as President & CEO of the Toronto Blue Jays and Rogers Centre.



## George Bell

### OUTFIELDER

**GEORGE BELL** spent nine seasons with Toronto and ranks 3rd in club history in total bases (2,201), RBI (740) and extra base hits (471). He is one of six players in the Club's history to have hit at least 200 home runs as a Blue Jay, ranking 6th with 202. In 1987, he was named the American League MVP, the first Blue Jay in club history to achieve the honour. That season he batted .308 with 47 home runs and 134 RBI. Made his first of two All-Star appearances in 1987 when he became the first Blue Jay ever voted to the starting lineup. During his nine seasons, was a four-time club MVP, the Sporting News AL and Major League Player of the Year in 1987, a three-time Sporting News Silver Slugger, a two-time Sporting News All-Star team selection and the American League Player of the Week eight times. He also set a Major League record, hitting three home runs in an Opening Day game on April 4, 1988 at Kansas City.





## Joe Carter

### OUTFIELDER

**JOE CARTER** ranks 5th in club history with 203 home runs but will forever be remembered for just one, the 9th-inning blast on October 23 to win the 1993 World Series. In 1,039 games from 1991 to 1997 with Toronto, he hit .257 with 578 runs scored, 218 doubles, 28 triples, 203 home runs, 736 RBI and 78 stolen bases. During his seven seasons he represented Toronto in five All-Star games including 1991 in Toronto, his first season with the Blue Jays after he was acquired from San Diego along with Roberto Alomar on December 5, 1990 in exchange for Tony Fernandez and Fred McGriff. Along with his tremendous on-field accomplishments, Joe and his wife were active off the field as the Diana & Joe Carter Foundation operated the "Jumpin' with Joe" program which provided needy children throughout the Toronto area with a day at Teen-Ranch, Christian Youth Camp and tickets for a Toronto Blue Jays game where Joe would speak to all of the children. He worked with many other charities including Ronald McDonald House and also hosted an annual charity golf tournament. In his 16-year Major League career, Carter hit .259 with 432 doubles, 396 homers and 1,445 RBI while playing for the Chicago Cubs (1983), Cleveland Indians (1984-1989), San Diego Padres (1990), Toronto Blue Jays (1991-1997), Baltimore Orioles (1998) and the San Francisco Giants (1998).

## Tom Cheek

### BROADCASTER

**TOM CHEEK**, who called the first 4,306 regular-season and 41 postseason games in Toronto Blue Jays history, was selected as the 2013 recipient of the Ford C. Frick Award, presented annually for excellence in broadcasting by the National Baseball Hall of Fame and Museum. Cheek, who passed away after a lengthy and brave battle with brain cancer on Oct. 9, 2005, was honoured as part of Hall of Fame Weekend 2013, July 26-29 in Cooperstown, N.Y. He stood as the radio voice of the Blue Jays and, as one fan wrote, the "soundtrack of summer in Toronto" since the club's inception through 2004. He broadcast 4,306 consecutive regular season games (and 41 postseason contests) from 1977 through the midway point of the 2004 season when he was called away from the booth first by the sudden passing of his father and later by his own personal health problems. The banner in the Level of Excellence bearing his name, first unveiled in formal ceremonies held on August 29, 2004, is adorned with the number 4,306. That pays tribute to his longevity as the iron-man of baseball broadcasting. A veteran of the radio industry, he first joined the Blue Jays prior to the club's inaugural season after spending three seasons working on Montreal Expos broadcasts. Tom had been calling the balls, strikes and home runs starting with Doug Ault's big blasts on Opening Day in 1977. His call of Joe Carter's dramatic home run to win the 1993 World Series - "Touch 'em all, Joel! You'll never hit a bigger home run in your life." - stands as one of the most memorable and famous moments in Canadian sports broadcasting history.



## Carlos Delgado

### FIRST BASEMAN

**CARLOS DELGADO** made his debut in 1993 and would remain with the club for 12 seasons, finishing as the franchise leader in home runs (336), RBI (1,058), walks (827), slugging percentage (.556), OPS (.949), runs (889), total bases (2,786), doubles (343), extra base hits (690), times on base (2,362), hit-by-pitch (122), intentional walks (128) and at-bats per home run (14.9). The two-time All-Star (2000 and 2003) holds several Blue Jays single-season and career records. He won the Hank Aaron Award and Sporting News Player of the Year Award in 2000 and the Silver Slugger Award in 1999, 2000, and 2003. The first baseman finished his 17-year career with 473 home runs and 1,512 RBI across 2,035 games.

## Tony Fernandez

### SHORTSTOP

**TONY FERNANDEZ** is the franchise leader in games (1,450), hits (1,583), triples (72), and ranks 3rd in doubles (291), 3rd in AVG (.297), 4th in stolen bases (172), 5th in runs (704), 5th in total bases (2,198), and 6th in walks (439). He had four separate stints with the Blue Jays totalling 12 seasons and was a member of the 1993 World Series Champions where he led the team with nine RBI and batted .333 in the six World Series games. Fernandez was selected to five All-Star teams, including four with Toronto, and won four straight AL Gold Glove Awards at shortstop from 1986 to 1989 with the Blue Jays. He still ranks 11th on the all-time hits list for a Dominican born player (2,276 total).





## Cito Gaston

### MANAGER

**CITO GASTON** led the Blue Jays to two World Championships, two American League Championships and four American League East titles in nine seasons as the Manager from 1989 to 1997. He began as the Blue Jays' hitting coach in 1981 where he groomed many young players including George Bell, Lloyd Moseby, Cecil Fielder, Jesse Barfield and Fred McGriff. In 1989 he served as the interim manager of the club before he was named the 5th manager in team history on May 31, 1989. Gaston had the honour of managing in two All-Star games, 1993 and 1994. During his years as manager he gave much of his time to charity events throughout Toronto including the annual Cito Gaston Golf Classic. Gaston returned to the Blue Jays for two seasons as hitting coach in 2000 and 2001. He was named Club Ambassador and Special Assistant to the President and CEO, along with former Blue Jay right-hander Pat Hentgen, in early 2007. On June 20, 2008, Gaston was named Manager of the Toronto Blue Jays, his 2nd stint as the club's skipper. In 2010, his last season as manager, he led the Blue Jays to an 85-77 record. Gaston has a club-high 913 victories as the Blue Jays manager (913-851 overall).



## Pat Gillick

### GENERAL MANAGER

**PAT GILLICK**, who was instrumental in building the organization from an expansion team in 1977 to World Series Champions in 1992 and 1993, was inducted into the National Baseball Hall of Fame in Cooperstown on July 24, 2011, along with the player he brought over from San Diego to Toronto, Roberto Alomar. He was the 6th man to be honoured by the Toronto Blue Jays to the Level of Excellence in August of 2002. Gillick began his career with the Blue Jays in 1976 as the VP of Player Personnel. He was responsible for the development of players like Dave Stieb, Jesse Barfield and Jimmy Key through the draft and utilized the Major League Rule 5 draft to secure talents such as Willie Upshaw, George Bell, Jim Gott and Kelly Gruber. Gillick was known for completing shrewd trades to acquire the likes of Alfredo Griffin, Damaso Garcia, Fred McGriff, Roberto Alomar, Joe Carter and assembling talent like Tom Henke, Devon White, Dave Winfield, Jack Morris and Paul Molitor. During his tenure, the Blue Jays produced 11 consecutive winning seasons from 1983 to 1993 and in that span, brought five American League East Division titles to Toronto, two American League championships and World Series titles in 1992 and 1993.



## Roy Halladay

### PITCHER

**ROY HALLADAY** was drafted by the Blue Jays as the 17th overall pick in 1995 out of Denver, CO. In only his second big league start in 1998, he took a no-hitter into the ninth inning against the Tigers for a complete game win. When the 2000 season started, Roy began his year with the Dunedin Blue Jays, where his hard work, determination, and resilience resulted in him recreating himself as a pitcher, both physically and mentally. Over the 11 seasons that followed, Halladay cemented his imprint on the game as one of the greatest pitchers of his generation. His accomplishments included eight All-Star appearances and two Cy Young awards - one of six pitchers to win the honour in both the American and National Leagues. At the time of his retirement, he was the active Major League leader in complete games with 67, including 20 shutouts.



## Dave Stieb

### PITCHER

**DAVE STIEB** is the franchise leader in wins (175), innings pitched (2873.0), strikeouts (1658), games started (408), shutouts (30) and complete games (103). The righty spent 15 seasons with Toronto, longer than any player in franchise history. He appeared in seven All-Star games and was the starting pitcher in both 1983 and 1984. Stieb recorded the only no-hitter in Blue Jays history on September 2, 1990 in Cleveland. In 1982, he was named the Sporting News Pitcher of the Year after a 17-14 season with a 3.25 ERA and led the league in innings (288.0) and complete games (20). Stieb was the Blue Jays Pitcher of the Year six times, a three-time winner of the AL Pitcher of the Month and a three-time winner of the AL Player of the Week.



# LEAGUE AWARDS

## BASEBALL WRITERS ASSOCIATION OF AMERICA AWARDS

### **MOST VALUABLE PLAYER**

1987 – George Bell  
2015 – Josh Donaldson

### **ROOKIE OF THE YEAR**

1979 – Alfredo Griffin  
2002 – Eric Hinske

### **CY YOUNG AWARD**

1996 – Pat Hentgen  
1997 – Roger Clemens  
1998 – Roger Clemens  
2003 – Roy Halladay  
2021 – Robbie Ray

### **MANAGER OF THE YEAR**

1985 – Bobby Cox

## HANK AARON AWARD

2000 – Carlos Delgado    2010 – Jose Bautista    2011 – Jose Bautista    2015 – Josh Donaldson  
2021 – Vladimir Guerrero Jr.

## EDGAR MARTINEZ AWARD

2009 – Adam Lind

## SILVER SLUGGER AWARD

1982 – Damaso Garcia, 2B	1993 – Paul Molitor, DH	2015 – Josh Donaldson, 3B
1983 – Lloyd Moseby, OF	1998 – Jose Canseco, DH	2016 – Josh Donaldson, 3B
1985 – George Bell, OF	1999 – Carlos Delgado, 1B	2020 – Teoscar Hernández, OF
1986 – Jesse Barfield, OF	Shawn Green, OF	2021 – Vladimir Guerrero Jr., 1B
George Bell, OF	2000 – Carlos Delgado, 1B	Teoscar Hernández, OF
1987 – George Bell, OF	2003 – Carlos Delgado, 1B	Marcus Semien, 2B
1989 – Fred McGriff, 1B	Vernon Wells, OF	2022 – Alejandro Kirk, C
1990 – Kelly Gruber, 3B	2009 – Aaron Hill, 2B	
1991 – Joe Carter, OF	Adam Lind, DH	
1992 – Roberto Alomar, 2B	2010 – Jose Bautista, OF	
Joe Carter, OF	2011 – Jose Bautista, OF	
Dave Winfield, DH	2014 – Jose Bautista, OF	

## LELAND S. MACPHAIL JR. AWARD (MVP OF ALCS)

1992 – Roberto Alomar    1993 – Dave Stewart

## WORLD SERIES MOST VALUABLE PLAYER

1992 – Pat Borders    1993 – Paul Molitor



# TORONTO BLUE JAYS ALL-STAR GAME SELECTIONS

## ALL-STAR PLAYERS

YEAR	PLAYER/POS.	PERFORMANCE	VOTES	YEAR	PLAYER/POS.	PERFORMANCE	VOTES
1977	Ron Fairly-2B/3B	PH, 0-1		2004	Ted Lilly-P	1.0 IP, 2H, K	
1978	Roy Howell-3B	PH, 0-1		2005	Roy Halladay-P	injured – did not play	
1979	Dave Lemanczyk-P	did not play			Shea Hillenbrand-3B	DEF-3B	
1980	Dave Stieb-P	1.0 IP, ER, H, 2BB		2006	Roy Halladay-P	2.0 IP, 3H, ER, K	
1981	Dave Stieb-P	1.2 IP, H, BB, K			B.J. Ryan-P	<b>Won</b> (1.0 IP, K)	
1982	Jim Clancy-P	1.0 IP			Troy Glaus-3B	DEF-3B-1B, 1-2, 2B, R	
1983	<b>Dave Stieb-P</b>	3.0 IP, H, BB, 4K	--		<b>Vernon Wells-CF</b>	1-2	--
1984	<b>Dave Stieb-P</b>	2.0 IP, 2H, ER, 2K	--		Alex Rios-RF	injured – did not play	
	Damaso Garcia-2B	DEF-2B, 0-1		2007	Alex Rios-RF	DEF-RF	
	Alfredo Griffin-SS	DEF-SS		2008	Roy Halladay-P	1.0 IP, H, K	
1985	Dave Stieb-P	1.0 IP, BB, 2K		2009	<b>Roy Halladay-P</b>	2.0, 4H, 2ER	--
	Jimmy Key-P	0.1 IP			<b>Aaron Hill-2B</b>	0-3 (replaced Pedroia in starting lineup)	--
	Damaso Garcia-2B	DEF-2B, 1-2		2010	Jose Bautista-RF	PR-RF, 0-1	
	Ernie Whitt-C	DEF-C			John Buck-C	DEF-C, 1-2, 2B	
1986	Jesse Barfield-RF	PH-RF, 0-3			Vernon Wells-LF	DEF-LF, 0-1	
	Lloyd Moseby-CF	DEF-LF		2011	<b>Jose Bautista-RF</b>	1-2	7,454,753*
	Tony Fernandez-SS	DEF-SS			Ricky Romero-P	did not play	
1987	<b>George Bell-LF</b>	0-3	1,144,575	2012	<b>Jose Bautista-RF</b>	0-1, BB, K	4,971,155
	Tony Fernandez-SS	0-2		2013	<b>Jose Bautista-RF</b>	0-1, SF, RBI	3,999,631
	Tom Henke-P	2.2 IP, 2H, K			Edwin Encarnacion-DH/1B	PH-DH, 0-2	
1988	Dave Stieb-P	1.0 IP, H			Brett Cecil-P	Hold, 0.1 IP, K	
1989	Kelly Gruber-3B	did not play			Steve Delabar-P	Hold, 0.1 IP, K	9,600,000#
	Tony Fernandez-SS	PR-SS, 0-1		2014	<b>Jose Bautista-RF</b>	0-2	5,859,019*
1990	George Bell-LF	PH-LF, 0-2			Edwin Encarnacion-1B	injured – did not play	
	Kelly Gruber-3B	PR-3B, 0-1, 2 SB			Mark Buehrle-P	did not play	
	Dave Stieb-P	2.0 IP, BB, K		2015	<b>Josh Donaldson-3B</b>	0-0, 2BB	14,090,188**
1991	<b>Roberto Alomar-2B</b>	0-4	1,868,247		Russell Martin-C	PH-C, 0-1, K	
	Joe Carter-RF	DEF-LF, 1-1, BB, R			Jose Bautista-RF	injured – did not play	
	Jimmy Key-P	<b>Won</b> (1.0 IP, H, K)		2016	Josh Donaldson-3B	DEF-3B, 0-1	
1992	<b>Roberto Alomar-2B</b>	1-3, R, 2 SB	1,868,247		Edwin Encarnacion-DH	PR, 0-1, R, BB	
	<b>Joe Carter-RF</b>	2-3, RBI, R	--		Marco Estrada-P	did not play	
	Juan Guzman-P	1.0 IP, 2H, BB, 2K			Michael Saunders-OF	DEF-RF, 0-1	17,700,000#
1993	<b>Roberto Alomar-2B</b>	1-3, HR, RBI	1,852,280		Aaron Sanchez-P	Hold, 1.0, 2H, ER, BB	
	<b>Joe Carter-RF</b>	1-3, K	1,407,179	2017	<b>Justin Smoak-1B</b>	1-1, BB	2,566,181
	Pat Hentgen-P	did not play			Roberto Osuna-P	1.0 IP, H	
	Paul Molitor-DH	0-1, BB		2018	J.A. Happ-P	Save, 1.0 IP, H, ER, K	
	<b>John Olerud-1B</b>	0-2	1,285,280	2019	Marcus Stroman-P	did not play	
	Duane Ward-P	1.0 IP, 2K		2021	<b>Vladimir Guerrero Jr.-1B</b>	1-3, HR, 2RBI	2,704,788*
	Devon White-CF	DEF-CF, 1-2, 2B, RBI, R, SB			<b>Marcus Semien-2B</b>	1-2, RBI	
1994	<b>Roberto Alomar-2B</b>	1-3, R	3,675,730		<b>Teoscar Hernandez-OF</b>	1-2, 2B	
	<b>Joe Carter-LF</b>	0-3, R	3,683,682		Bo Bichette-SS	DEF-SS, 0-1, K	
	Pat Hentgen-P	1.0 IP, H		2022	<b>Alejandro Kirk-C</b>	0-2	1,857,670
	Paul Molitor-DH	PH, 0-1			<b>Vladimir Guerrero Jr.-1B</b>	0-2	1,624,228
1995	Roberto Alomar-2B	PR-2B, 0-1, SB			Alek Manoah-P	1.0 IP, 3K, HB	
1996	Joe Carter-RF	DEF-CF, 1-1			Santiago Espinal-2B	DEF-2B, 0-1, BB	
1997	Roger Clemens-P	1.0 IP, H			Jordan Romano-P	did not play	
	Pat Hentgen-P	1.0 IP			George Springer-OF	injured - did not play	
1998	Roger Clemens-P	1.0 IP, 2H, 2ER, BB, K		2023	Vladimir Guerrero Jr.-1B	DEF-1B, 0-2, K	
1999	Tony Fernandez-3B	DEF-3B, 0-2			Bo Bichette-SS	DEF-SS, 0-1, RBI	
	Shawn Green -RF	1-1			Whit Merrifield-2B	DEF-2B, 1-2	
2000	Carlos Delgado-1B	DEF-1B, 1-1, 2B			Kevin Gausman-P	did not play	
	Tony Batista-3B	PH-3B, 0-1, K			Jordan Romano-P	0.1 IP	
	<b>David Wells-P</b>	2.0 IP, 2H, 2K	--				
2001	Paul Quantrill-P	0.1 IP, 2H, ER					
2002	Roy Halladay-P	1.0 IP, 3H, 3ER, K					
2003	<b>Carlos Delgado-1B</b>	1-3, RBI, K	862,610				
	Vernon Wells CF	PR-CF, 1-2, 2B, RBI, R					
	Roy Halladay-P	did not play					

**NOTE:** Bold indicates this player was as a starter/\*\* indicates leading vote getter/\*\* indicates a Major League record # indicates player was voted in as the winner of the MLB.com Final Vote





**ALL-STAR MANAGERS, COACHES, AND TRAINERS**

1979	Roy Hartsfield, Coach	1994	Cito Gaston, Manager
1980	Ken Carson, Trainer	1994	Galen Cisco, Coach
1985	Bobby Cox, Coach	1994	Bob Bailor, Coach
1991	Cito Gaston, Coach	1994	Gene Tenace, Coach
1991	Tommy Craig, Trainer	2004	Carlos Tosca, Coach
1993	Cito Gaston, Manager	2006	John Gibbons, Coach
1993	Gene Tenace, Coach	2011	John Farrell, Coach
1993	John Sullivan, Coach	2013	John Gibbons, Coach
1993	Galen Cisco, Coach		

**RAWLINGS GOLD GLOVE**

Since 1957, the Rawlings Gold Glove Award has been presented annually to 18 of baseball's best fielders - one from each position in both the National and American Leagues. The winners are selected by Major League coaches and managers, as well as SABR metrics. Below are listed the Toronto Blue Jays players that have won Gold Gloves.

PLAYER	POSITION	YEAR	PLAYER	POSITION	YEAR
Tony Fernandez	SS	1986	Roberto Alomar	2B	1995
Jesse Barfield	OF	1986	Devon White	OF	1995
Tony Fernandez	SS	1987	Shawn Green	OF	1999
Jesse Barfield	OF	1987	Vernon Wells	OF	2004
Tony Fernandez	SS	1988	Orlando Hudson	2B	2005
Tony Fernandez	SS	1989	Vernon Wells	OF	2005
Kelly Gruber	3B	1990	Vernon Wells	OF	2006
Devon White	OF	1991	R.A. Dickey	P	2013
Roberto Alomar	2B	1991	Marcus Stroman	P	2017
Devon White	OF	1992	Marcus Semien	2B	2021
Roberto Alomar	2B	1992	Vladimir Guerrero Jr.	1B	2022
Devon White	OF	1993	José Berrios	P	2023
Roberto Alomar	2B	1993	Matt Chapman	3B	2023
Devon White	OF	1994	Kevin Kiermaier	CF	2023
Roberto Alomar	2B	1994			





## PLAYER OF THE WEEK

### 1979

- Otto Velez, July 23-29 (.500, 9 RBI, 5 R, 1.050 SLG)

### 1980

- Dave Stieb, April 21-27 (2 CG, 0.50 ERA)

### 1982

- Jim Clancy, June 14-20 (1-0, 19.0 IP, 1 ER)
- Jim Clancy, Sept. 27-Oct. 3

### 1983

- Luis Leal, May 9-15 (2-0, 0.64 ERA)
- Dave Stieb, May 16-22 (2-0, 0.50 ERA)
- Lloyd Moseby, May 23-29 (.556, 3 HR, 2 2B)
- Cliff Johnson, June 20-26 (.500, 2 2B)
- Jesse Barfield, Aug. 29-Sept. 4 (.424, 7 HR, 39 TB)

### 1985

- Willie Upshaw, April 21-28 (.409, 3 HR, 2 2B, 20 TB, .909 SLG)
- Lloyd Moseby, Sept. 2-8 (.435, 5 HR, 1.174 SLG)

### 1986

- Lloyd Moseby, Aug. 18-24 (.435, 3 HR, 8 RBI, .870 SLG)
- George Bell, Sept. 1-7 (.433, 3 HR, 10 RBI, 9 R)

### 1987

- Jim Clancy, May 19-24 (2 CG, 1 ShO, 0.50 ERA, 18.0 IP, 18 K)
- George Bell, June 8-14 (.407, 5 HR, 15 RBI, 1.037 SLG)
- George Bell, July 27-Aug. 3 (.500, 3 HR, 7 RBI)

### 1988

- George Bell, April 4-10 (.455, 4 HR, 7 XBH, 1.136 SLG)
- George Bell, Aug. 29-Sept. 4 (.379, 3 HR, 12 RBI)

### 1989

- Nelson Liriano, May 15-21 (.600, 3 2B, 23 TB, 7 RBI)
- Junior Felix, May 29-June 4 (.435, 2 HR, 11 RBI, 6 R)
- George Bell, Aug. 14-20 (.467, 3 HR, 3 2B, 12 RBI)
- Lloyd Moseby, Sept. 4-10 (.440, 7 R, 3 2B, 4 SB, .548 OBP)

### 1990

- Kelly Gruber, April 23-29 (.414, 4 HR, 9 RBI, 5 R, .897 SLG)
- George Bell, June 4-10 (.464, 3 HR, 11 RBI, 2 2B, 7R)
- George Bell, June 18-24 (.500, 5 HR, 11 RBI, 9 R)
- Dave Stieb, Aug. 27-Sept. 2 (pitched no-hitter)
- Kelly Gruber, Sept. 9-16 (.464, 2 HR, 3 2B, 14 RBI)

### 1991

- Joe Carter, June 17-23 (5 HR, 7 RBI, 7 R, 26 TB)

### 1992

- Robert Alomar, April 20-26 (.600, 15 H, 9 RBI)
- Joe Carter, Aug. 10-16 (.407, 11 H, 3 HR, 4 2B, 24 TB)

### 1993

- John Olerud, June 1-6 (.445, 5 HR, 11 RBI, 29 TB)

### 1994

- Joe Carter, April 4-10 (.333, 4 HR, 12 RBI, 7 R)
- Joe Carter, April 18-24 (9 H, 4 HR, 4 2B, 12 RBI)
- Pat Hentgen, May 1-7 (2-0, 0.51 ERA, 17.2 IP, 8 H, 23 K)
- Paul Molitor, July 12-18 (.500 BA, 13 H, 4 HR, 10 RBI, 10 R)

### 1995

- John Olerud, July 12-16 (.500, 4 R, 2 2B, 18 TB, .588 OBP, 1.286 SLG)

### 1997

- Roger Clemens, May 6-11 (2-0, 2.81 ERA, 2 GS, 16.0 IP, 24 K)

### 1998

- Carlos Delgado, June 1-7 (.407, 4 HR, 9 RBI)
- Carlos Delgado, Aug. 17-23 (.370, 4 HR, 10 RBI)
- Roger Clemens, Aug. 24-30 (2-0, 0.00 ERA, 18.0 IP, 2 SHO)

### 1999

- Shannon Stewart, April 26-May 2 (.471, 16 H, 5 R, 3 2B, 5 RBI)
- Tony Fernandez, June 14-20 (.411, 10 H, 15 TB, 2 2B)
- Homer Bush, Sept. 30-Oct. 3 (.452, 14 H, 6 R, 2 2B, 2 RBI)

### 2000

- Carlos Delgado, April 17-23 (.480, 12 H, 4 HR, 8 RBI)
- Jose Cruz, May 1-7 (.387, 4 HR, 9 RBI, 3 2B, 9 R, 5 BB)
- Carlos Delgado, June 5-11 (.556, 10 H, 4 HR, 13 RBI)

### 2001

- Carlos Delgado, April 1-8 (.348, 5 HR, 11 RBI)
- Raul Mondesi, April 30-May 6 (.464, 13 H, 4 HR, 11 RBI)
- Kelvim Escobar, Aug. 20-26 (2-0, 1.04 ERA, 17.1 IP, 1 CG)
- Jose Cruz Jr., Oct. 1-7 (.423, 4 HR, 11 RBI, 7 R, 2 2B, 4 SB)

### 2002

- Carlos Delgado, Sept. 23-29 (.450, 4 HR, 11 RBI, 1.150 SLG)

### 2003

- Vernon Wells, June 15-22 (.476, 10 H, 5 HR, 10 RBI)
- Roy Halladay, Sept. 1-7 (2-0, 0.46 ERA, 19.0 IP, 7 H, 15 K)
- Carlos Delgado, Sept. 22-28 (.318, 6 HR, 11 RBI)

### 2004

- Carlos Delgado, Aug. 30-Sept. 5 (.381, 3 HR, 7 RBI, 6 R)

### 2005

- Frank Catalanotto, July 18-24 (.565, 1 HR, 9 RBI)
- Frank Catalanotto, Sept. 26 - Oct. 2 (.500, 15 H, 15 RBI)

### 2006

- Roy Halladay, May 7-14 (2-0, 2 CG, 1.00 ERA, 9 K)
- Vernon Wells, July 16-23 (.448, 3 2B, 4 HR, 10 RBI, .966 SLG)
- Lyle Overbay, June 27-July 2 (.423, 4 HR, 9 RBI, 1.077 SLG)

### 2007

- Troy Glaus, May 1-7 (.400, 4 HR, 7 RBI, 8 R)

### 2008

- Alex Rios, Sept. 1-7 (.414, 3 HR, 966 SLG)

### 2009

- Roy Halladay, May 11-17 (2-0, 1.13, CG, 2 ER, 16.0 IP, 13 K)
- Lyle Overbay, June 1-7 (.533, 4 2B, 2 HR, 8 RBI)
- Adam Lind, Aug. 31-Sept. 6 (.321, 4 2B, 3 HR, 12 RBI)

### 2010

- Jose Bautista, May 10-16 (.444, 4 HR, 8 RBI, 5 BB)
- Jose Bautista, July 26-Aug. 1 (.545, 3 2B, 5 HR, 13 RBI, 8 R)
- Jose Bautista, Aug. 23-29 (.500, 3 2B, 4 HR, 7 RBI, 9 BB)
- Edwin Encarnacion, Sept. 27-Oct. 3 (.400, 5 HR, 11 RBI, 6 R)

### 2011

- Jose Bautista, June 27-July 3 (.391, 3 2B, 4 HR, 8 RBI)

### 2012

- J.P. Arencibia, May 14-20 (.360, 4 HR, 10 RBI)

### 2013

- Edwin Encarnacion, July 22-28 (.520, 2 HR, 8 RBI)

### 2014

- Edwin Encarnacion, May 5-11 (.321, 4 HR, 10 RBI)

### 2015

- Josh Donaldson, May 25-31 (.440, 6 HR, 11 RBI)
- Josh Donaldson, Aug. 3-9 (.385, 5 HR, 8 RBI)
- David Price, Aug. 3-9 (2-0, 0.60 ERA)
- Edwin Encarnacion, Aug. 23-30 (.481, 7 HR, 21 RBI)
- Kevin Pillar, Sept. 20-27 (.480, 7 XBH, 6 SB)



**2016**

- Josh Donaldson, June 13-19 (.321, 4 HR, 10 RBI)

**2018**

- Justin Smoak, March 29-April 1 (.467, 7 H, 2 HR, 8 RBI)
- Kendrys Morales, Aug. 20-26 (.478, 11 H, 7 HR, 12 RBI)

**2019**

- Vladimir Guerrero Jr., May 13-19 (.333, 7 H, 4 HR, 9 RBI)
- Vladimir Guerrero Jr., July 29-Aug. 4 (.500, 13 H, 3-2B, 3 HR, 11 RBI)

**2020**

- Lourdes Gurriel Jr., Aug. 31-Sept. 6 (.467, 14 H, 3-2B, 2 HR, 6 RBI)

**2021**

- Vladimir Guerrero Jr., June 21-27 (.391, 9 H, 3 HR, 7 RBI, 1.308 OPS)
- George Springer, July 26-Aug. 1 (.400, 10 H, 5-2B, 3 HR, 7 RBI, 1.476 OPS)
- George Springer, Aug. 2-8 (.364, 12 H, 3-2B, 3 HR, 11 RBI, 1.177 OPS)

**PLAYER OF THE MONTH****1977**

- Otto Velez, April (5 HR, 11 RBI, 11 R, .865 SLG, .422 BA)

**1979**

- Alfredo Griffin, Sept. (.407 BA, 4-3B, 62 TB)

**1983**

- Lloyd Moseby, Aug. (.351 BA, 25 RBI, 15 XBH)

**1989**

- Fred McGriff, April (7 HR, 17 RBI, 28 H, 21 R)
- George Bell, Aug. (22 game hit streak, .370 BA)

**1990**

- Kelly Gruber, Sept. (.352 BA, 20 R, 30 RBI)

**1991**

- Joe Carter, June (11 HR, 36 H, .352 BA, 11-2B, 29 RBI, 21 R)

**1992**

- Roberto Alomar, April (.382 BA, 34 H, 19 R, 3 HR, 19 RBI, 8 SB, .439 OBA)

**1993**

- John Olerud, April (.450 BA, 36 H, .650 SLG, .527 OBP, 18 RBI, 15 R, 7-2B, 3 HR)
- Paul Molitor, May (.374 BA, 43 H, 5 HR, 22 RBI, 25 R)
- John Olerud, June (.427 BA, 41 H, 17-2B, 5 HR, 30 RBI, 17 R, 73 TB, .525 OBP)

**1994**

- Joe Carter, April (.312 BA, 31 RBI, 9 HR, 8-2B, 64 TB)

**PITCHER OF THE MONTH****1980**

- Dave Stieb, April (3-0, 15 K, 1 SHO, 1.09 ERA)

**1983**

- Dave Stieb, May (5 W, 2 SHO, 43 K)

**1984**

- Doyle Alexander, Sept. (2.23 ERA, 5-1, 6 CG)

**1985**

- Dave Stieb, May (4-1, 34 K, 1.69 ERA)

**1987**

- Jim Clancy, May (5-1, 1.71 ERA, 40 K in 47.1 IP)

**1996**

- Juan Guzman, April (3-1, 1.88 ERA, 39 K in 43.0 IP)
- Pat Hentgen, July (5-1, 2.72 ERA, 28 K in 46.1 IP)
- Pat Hentgen, Aug. (5-1, 2.60 ERA, 33 K in 52.0 IP)

**1997**

- Roger Clemens, May (6-0, 1.96 ERA, 46.0 IP, 51 K)
- Roger Clemens, Aug. (4-0, 2.47 ERA, 2 CG, 47.1 IP, 54 K)

**1998**

- Roger Clemens, Aug. (4-0, 0.90 ERA, 3 CG, 50.0 IP, 68 K)

- Teoscar Hernández, Aug. 9-15 (.500, 14 H, 2-2B, 2HR, 10 RBI, 1.393 OPS)
- Robbie Ray, Aug. 30-Sept. 5 (2-0, 1.32 ERA, 13.2 IP, 5 H, 4 BB, 20 K)
- George Springer, Sept. 27-Oct. 3 (.500, 13 H, 3 HR, 10 RBI, .962 SLG, 1.497 OPS)

**2022**

- Vladimir Guerrero Jr., June 13-19 (.407, 11 H, 3 HR, 7 RBI, 1.278 OPS)
- Kevin Gausman, Aug. 1-7 (1-0, 0.00 ERA, 14.0 IP, 7 H, BB, 15 K)
- Bo Bichette, Sept. 5-11 (.500, 16 H, 10 XBH, 5 HR, 13 RBI, 1.156 SLG, 1.686 OPS)

**2023**

- Matt Chapman, April 3-9 (.464, 13 H, 7 XBH, 12 RBI, 1.373 OPS)

**2010**

- Jose Bautista, July (.418, 11 HR, 8-2B, 29 RBI, 12 BB, 75 TB, .765 SLG)
- Jose Bautista, Aug. (.299, 12 HR, 24 RBI, 23 R, 23 BB, .742 SLG)

**2011**

- Jose Bautista, April (.366, 9 HR, 5-2B, 15 RBI, 28 BB, .780 SLG)
- Jose Bautista, May (.360, 11 HR, 4-2B, 23 RBI, 18 BB, .791)

**2012**

- Jose Bautista, June (.271, 14 HR, 30 RBI, 22 BB, .750 SLG)

**2014**

- Edwin Encarnacion, May (.281, 16 HR, 33 RBI, 16 BB, .763 SLG)

**2015**

- Edwin Encarnacion, Aug. (.407, 11-2B, 11 HR, 35 RBI, .919 SLG)

**2021**

- Marcus Semien, May (.368, 42 H, 12-2B, 8 HR, 22 RBI, .702 SLG, 1.130 OPS)

**2023**

- Matt Chapman, April (.372, 35 H, 15-2B, 5 HR, 20 RBI, .691 SLG, 1.150 OPS)

**2003**

- Roy Halladay, May (6-0, 3.22 ERA, 44.2 IP, 3 BB, 35 K)
- Roy Halladay, Sept. (5-1, 1.41 ERA, 5 CG, 2 SHO, 51.0 IP, 5 BB, 42 K)

**2007**

- Roy Halladay, April (4-0, 2.28 ERA, 2 CG, 47.1 IP, 33 K)

**2011**

- Ricky Romero, Aug. (5-0, 2.05 ERA, 1 SHO, 44.0 IP)

**2021**

- Robbie Ray, Aug. (1-0, 1.76 ERA, 41.0 IP, 52 K)

**2022**

- Alek Manoah, Sept. (4-0, 0.88 ERA, 41.0 IP, 4 ER, 33 K, 0.85 WHIP, .162 AVG)



## RELIEVER OF THE MONTH

### 2008

- B.J. Ryan, May (0.75 ERA, 12.0 IP, ER, 14 K, 10 SV, 1.08 WHIP, .171 AVG)

### 2017

- Roberto Osuna, June (0.79 ERA, 11.1 IP, ER, 19 K, 8 SV, 0.44 WHIP, .105 AVG)

## ROOKIE OF THE MONTH

### 2002

- Eric Hinske, June (.338 AVG, 27 H, 7-2B, 6 HR, 15 RBI, 19 R)
- Josh Phelps, Aug. (.310 AVG, 31 H, 5-2B, 7 HR, 30 RBI, 18 R)
- Josh Phelps, Sept. (.338 AVG, 26 H, 10-2B, 6 HR, 19 RBI, 15 R)

### 2003

- Reed Johnson, Sept. (.363 AVG, 33 H, 5-2B, 3 HR, 16 RBI, 18 R)

### 2005

- Gustavo Chacin, April (4-1, 2.41 ERA in 6 GS)
- Gustavo Chacin, July (5-0, 2.97 ERA in 6 GS)

### 2022

- Jordan Romano, April (1.59 ERA, 11.1 IP, 2 ER, 13 K, 10 SV, 0.88 WHIP, .195 AVG)
- Jordan Romano, July (0.84 ERA, 10.2 IP, ER, 12 K, 7 SV, 0.47 WHIP, .114 AVG)

### 2009

- Scott Richmond, April (3-0, 2.70 ERA in 4 GS)

### 2015

- Devon Travis, April (.325 AVG, 26 H, 6-2B, 6 HR, 19 RBI)

### 2018

- Lourdes Gurriel Jr., July (.423 AVG, 30 H, 4-2B, 4HR, 14 RBI)

### 2021

- Alek Manoah, Sept./Oct (4-0, 3.38 ERA, 41 K in 6 GS)

## OLDEST & YOUNGEST BLUE JAYS

### OLDEST BLUE JAYS (40 YEARS OR OLDER)

#### Player

Phil Niekro  
Omar Vizquel  
Darren Oliver  
LaTroy Hawkins  
Henry Blanco  
Dave Stieb  
Dave Winfield  
Matt Stairs  
Dave Parker  
Dan Plesac  
Ramon Ortiz

#### D.O.B

April 1, 1939  
April 24, 1967  
Oct. 6, 1970  
Dec. 21, 1972  
Aug. 29, 1971  
July 22, 1957  
Oct. 3, 1951  
Feb. 27, 1968  
June 9, 1951  
Feb. 4, 1962  
May 23, 1973

#### Last Game

Aug. 29, 1987  
Oct. 3, 2012  
Sept. 29, 2013  
Oct. 3, 2015  
June 5, 2013  
Sept. 25, 1998  
Oct. 24, 1992  
Aug. 27, 2008  
Oct. 2, 1991  
May 22, 2002  
June 2, 2013

#### Age at Last Game

48 yrs, 4 mths, 28 days  
45 yrs, 5 mths, 9 days  
42 yrs, 11 mths, 23 days  
42 yrs, 9 mths, 12 days  
41 yrs, 8 mths, 7 days  
41 yrs, 2 mths, 3 days  
41 yrs, 0 mths, 21 days  
40 yrs, 6 mths, 0 days  
40 yrs, 3 mths, 23 days  
40 yrs, 3 mths, 18 days  
40 yrs, 0 mths, 10 days

### YOUNGEST BLUE JAYS (20 YEARS OR YOUNGER)

#### Player

Brian Milner  
Elvis Luciano  
Fred Manrique  
Manny Lee  
Roberto Osuna  
Vladimir Guerrero Jr.  
Miguel Castro  
Travis Snider

#### D.O.B

Nov. 17, 1959  
Feb. 15, 2000  
Nov. 5, 1961  
June 17, 1965  
Feb. 7, 1995  
Mar. 16, 1999  
Dec. 24, 1994  
Feb. 2, 1988

#### First Game

June 23, 1978  
March 31, 2019  
Aug. 23, 1981  
April 10, 1985  
April 8, 2015  
April 26, 2019  
April 6, 2015  
Aug. 29, 2008

#### Age at First Game

18 yrs, 7 mths, 6 days  
19 yrs, 1 mth, 14 days  
19 yrs, 9 mths, 18 days  
19 yrs, 9 mths, 24 days  
20 yrs, 2 mths, 1 day  
20 yrs, 1 mth, 10 days  
20 yrs, 3 mths, 13 days  
20 yrs, 6 mths, 27 days



# MEDIA AWARDS

## TORONTO CHAPTER BBWAA AWARD WINNERS

Each year, the members of the Toronto chapter of the BBWAA select the Blue Jays top player, pitcher and rookie as well as the team's most improved player. The player of the year receives the Neil MacCarl Award, named for the longtime baseball writer from the Toronto Star. The John Cerutti Award is given annually, as voted by the Toronto Chapter of the BBWAA, to a person associated with the day-to-day workings of Blue Jays' baseball who displays goodwill, cooperation and character, as exemplified by the late John Cerutti.

YEAR	PLAYER OF THE YEAR	PITCHER OF THE YEAR	ROOKIE OF THE YEAR	GOOD GUY AWARD	MOST IMPROVED
1977	Bob Bailor	Dave Lemanczyk	Bob Bailor	Roy Hartsfield	—
1978	Bob Bailor	Jim Clancy Victor Cruz	Victor Cruz	Mike Cannon	Alan Ashby
1979	Alfredo Griffin	Tom Underwood	Alfredo Griffin	John Silverman	Rick Cerone
1980	John Mayberry	Jim Clancy	Damaso Garcia	Howard Starkman	Al Woods
1981	Dave Stieb	Dave Stieb	—	Bob Mattick	Joey McLaughlin
1982	Damaso Garcia	Dave Stieb	Jesse Barfield	Buck Martinez	Jim Clancy
1983	Lloyd Moseby	Dave Stieb	Jim Acker	Ernie Whitt	Lloyd Moseby
1984	Dave Collins	Doyle Alexander	Tony Fernandez	Dave Collins	Dave Collins
1985	Jesse Barfield	Dennis Lamp	—	Rance Mulliniks	Dennis Lamp
1986	Jesse Barfield	Mark Eichhorn	Mark Eichhorn	Garth Iorg	Rick Leach
1987	George Bell	Jimmy Key	Jeff Musselman	Garth Iorg	Lloyd Moseby
1988	Fred McGriff	Dave Stieb	Pat Borders	John Cerutti	Kelly Gruber
1989	George Bell	Tom Henke	Junior Felix	Kelly Gruber	Todd Stottlemyre
1990	Kelly Gruber	Dave Steib	John Olerud	Jeff Ross	Pat Borders
				Tommy Craig	
1991	Roberto Alomar	Duane Ward	Juan Guzman	Joe Carter	Devon White
1992	Roberto Alomar	Jack Morris	Jeff Kent	John Brioux	Pat Borders
1993	Paul Molitor	Duane Ward	Randy Knorr	Bob Bailor	John Olerud
1994	Joe Carter	Pat Hentgen	Darren Hall	Rich Hacker	Randy Knorr
1995	Roberto Alomar	Al Leiter	Shawn Green	Galen Cisco	Ed Sprague
				Larry Hisle	
1996	Ed Sprague	Pat Hentgen	Paul Spoljaric	Howard Starkman	Juan Guzman
1997	Carlos Delgado	Roger Clemens	Jose Cruz Jr.	Brent Andrews	Paul Quantrill
1998	Carlos Delgado	Roger Clemens	Kevin Brown	Dan Plesac	Shawn Green
1999	Shawn Green	Billy Koch	Billy Koch	Pat Hentgen	Homer Bush
2000	Carlos Delgado	David Wells	—	Andy Stewart	Brad Fullmer
2001	Jose Cruz Jr.	Paul Quantrill	Bob File	Gord Ash	Roy Halladay
2002	Vernon Wells	Roy Halladay	Eric Hinske	Darrin Fletcher	Chris Woodward
2003	Carlos Delgado	Roy Halladay	Aquilino Lopez	Vernon Wells	Orlando Hudson
2004	Carlos Delgado	Ted Lilly	Alex Rios	John Cerutti	Gregg Zaun
				<b>JOHN CERUTTI AWARD</b>	
2005	Vernon Wells	Roy Halladay	Russ Adams	Shirley Cheek	Josh Towers
2006	Vernon Wells	Roy Halladay	Casey Janssen	Larry Millson	Alex Rios
2007	Alex Rios	Roy Halladay	Jesse Litsch	John McDonald	Dustin McGowan
2008	Vernon Wells	Roy Halladay	Jesse Carlson	Paul Godfrey	Adam Lind
2009	Aaron Hill	Roy Halladay	Ricky Romero	Aaron Hill	Adam Lind
2010	Jose Bautista	Ricky Romero	—	Jose Bautista	Jose Bautista
2011	Jose Bautista	Ricky Romero	J.P. Arencibia	Dustin McGowan	Casey Janssen
2012	Edwin Encarnacion	Casey Janssen	Aaron Loup	Brian Butterfield	Edwin Encarnacion
2013	Edwin Encarnacion	Casey Janssen	Todd Redmond	Mark DeRosa	Brett Cecil
2014	Jose Bautista	Mark Buehrle	Marcus Stroman	Casey Janssen	Melky Cabrera
2015	Josh Donaldson	Marco Estrada	Roberto Osuna	Alex Anthopoulos	Kevin Pillar
2016	Josh Donaldson	Aaron Sanchez	Joe Biagini	Pete Walker	Aaron Sanchez
2017	Josh Donaldson	Marcus Stroman	Danny Barnes	Mal Romanin	Justin Smoak
2018	Justin Smoak	J.A. Happ	Ryan Borucki	John Gibbons	Luke Maie
2019	Lourdes Gurriel Jr.	Ken Giles	Bo Bichette	Justin Smoak	Lourdes Gurriel Jr.
2020	Teoscar Hernández	Hyun Jin Ryu	Jordan Romano	Anthony Alford	Teoscar Hernández
				Mike Wilner	
2021	Vladimir Guerrero Jr.	Robbie Ray	Alek Manoah	Marcus Semien	Robbie Ray
2022	Vladimir Guerrero Jr.	Alek Manoah	—	Mark Budzinski	Ross Stripling
				Buck Martinez	
2023	Bo Bichette	Kevin Gausman	Davis Schneider	Luis Rivera	Yusei Kikuchi
				Mike Shaw	

BIographies

LAST SEASON

HISTORY

RECORDS

OPPONENTS

PLAYER DEV.

MEDIA & MISC.



## THE SPORTING NEWS AWARDS

### PITCHER OF THE YEAR (AL)

1982 – Dave Stieb  
1987 – Jimmy Key

1996 – Pat Hentgen  
1997 – Roger Clemens

1998 – Roger Clemens  
2003 – Roy Halladay

### ROOKIE PITCHER OF THE YEAR (AL)

1986 – Mark Eichhorn  
1991 – Juan Guzman

### MANAGER OF THE YEAR (ML)

1985 – Bobby Cox

### MLB PLAYER OF THE YEAR

1987 – George Bell

2000 – Carlos Delgado

2015 – Josh Donaldson

### AL PLAYER OF THE YEAR

1987 – George Bell

### AL COMEBACK PLAYER

2009 – Aaron Hill

### SPORTSMEN OF THE YEAR

1993 – Pat Gillick/Cito Gaston

### ALL-STAR TEAM (AL)

1982 – Damaso Garcia, 2B  
1982 – Dave Stieb, P  
1983 – Lloyd Moseby, OF  
1985 – Damaso Garcia, 2B  
1986 – Tony Fernandez, SS  
1986 – George Bell, OF  
1987 – George Bell, OF  
1987 – Jimmy Key, LHP  
1988 – Ernie Whitt, C  
1989 – Fred McGriff, 1B

1990 – Kelly Gruber, 3B  
1991 – Joe Carter, OF  
1992 – Roberto Alomar, 2B  
1992 – Joe Carter, OF  
1992 – Dave Winfield, DH  
1993 – Paul Molitor, DH  
1996 – Pat Hentgen, RHP  
1997 – Roger Clemens, RHP  
1998 – Roger Clemens, RHP  
1999 – Shawn Green, OF

2000 – Carlos Delgado, 1B  
2000 – David Wells, LHP  
2003 – Carlos Delgado, 1B  
2009 – Aaron Hill, 2B  
2010 – Jose Bautista, 3B  
2011 – Jose Bautista, OF  
2015 – Josh Donaldson, 3B  
2020 – Teoscar Hernández, OF  
2021 – Vladimir Guerrero Jr., 1B  
2021 – Marcus Semien, 2B  
2022 – Alejandro Kirk, C

## BASEBALL MAN OF THE YEAR IN CANADA

### (TORONTO—MONTREAL BBWAA)

Peter Bavasi, 1977  
Pat Gillick, 1983

Jesse Barfield, 1986  
Cito Gaston, 1989

Pat Gillick, 1991  
Paul Beeston, 1993

## BASEBALL AMERICA

### ALL-STAR TEAM

1983 – Dave Stieb, P  
1983 – Lloyd Moseby, OF  
1984 – Dave Stieb, P  
1986 – Tony Fernandez, SS  
1986 – Jesse Barfield, OF  
1987 – George Bell, OF  
1987 – Jimmy Key, SP

1987 – Tom Henke, RP  
1989 – George Bell, OF  
1989 – Dave Stieb, P  
1990 – Kelly Gruber, 3B  
1992 – Roberto Alomar, 2B  
1992 – Dave Winfield, 2B  
1993 – Roberto Alomar, 2B

1993 – John Olerud, 1B  
1993 – Duane Ward, P  
1996 – Pat Hentgen, P  
1997 – Roger Clemens, P  
1998 – Roger Clemens, P  
2015 – Josh Donaldson, 3B  
2021 – Vladimir Guerrero Jr., 1B  
2021 – Robbie Ray, P

### PLAYER OF THE YEAR (AL)

1987 – George Bell

### MAJOR LEAGUE PITCHER OF THE YEAR

1998 – Roger Clemens

## MINOR LEAGUE PLAYER OF THE YEAR

The following is a list of Toronto minor league players that have been named Minor League Player of the Year:

Player/Position	Year	Publication	Club	Stats
Carlos Delgado, C	1992	USA Today Baseball Weekly	Dunedin (A)	30 HR, 100 RBI, .324 AVG
Derek Bell, OF	1991	Baseball America	Syracuse (AAA)	13 HR, 93 RBI, .346 AVG
Vladimir Guerrero Jr., 3B	2018	Baseball America	New Hampshire (AA), Buffalo (AAA)	20 HR, 78 RBI, .381 AVG



**LATIN AMERICAN ALL-STAR TEAM**

1985 – Damaso Garcia, 2B  
1985 – George Bell, OF

**RELIEF AWARDS**

1985 – April – Bill Caudill  
1987 – July – Tom Henke  
1987 – Aug. – Tom Henke  
1989 – July – Tom Henke  
1993 – April – Duane Ward  
1993 – Aug. – Duane Ward  
1999 – July – Billy Koch  
2002 – Sept. – Kelvinn Escobar

**ALL-ROOKIE TEAM**

1977 – Bob Bailor, SS; Doug Ault, 1B; Jerry Garvin, LHP  
1978 – Rick Bosetti, OF  
1979 – Alfredo Griffin, SS; Dan Ainge, 2B  
1980 – Damaso Garcia, 2B  
1987 – Jeff Musselman, LHP  
1995 – Shawn Green, OF  
1997 – Jose Cruz, Jr., OF  
1999 – Billy Koch, RHP  
2002 – Eric Hinske, 3B  
2005 – Russ Adams, SS  
2005 – Gustavo Chacin, LHP  
2019 – Vladimir Guerrero Jr., 3B  
2021 – Alek Manoah, RHP

**PLAYER AND PITCHER OF THE MONTH**

Each month throughout the season, the Toronto Chapter of the Baseball Writers Association of America votes for the player and pitcher based on their appraisal of that player's or pitcher's performance during that particular month.

\* The award was combined to include both players and pitchers as a single monthly award in 2017, which then was decided via a @BlueJays twitter poll, and re-named "Honda Player of the Month" until 2021.

**PLAYER OF THE MONTH**

Year	April	May	June	July	August	Sept./Oct.	Most Valuable Player
1977	Velez	Fairly	Fairly	Rader	Bailor	Bowling	Bailor
1978	Howell	Bosetti	Howell	Mayberry	Bailor	Bailor & Bosetti	Howell
1979	Mayberry	Griffin	Underwood	Velez	Griffin	Griffin	Griffin
1980	Stieb	Woods	Mayberry	Woods	Garcia	Mayberry	Mayberry
1981	Todd	Bonnell	—	—	Moseby	Stieb	Stieb
1982	Barfield	Bonnell	Upshaw	Garcia	Garcia	Clancy	Garcia
1983	Barfield	Upshaw	Johnson	Moseby	Moseby	Upshaw	Moseby & Upshaw
1984	Upshaw	Collins	Upshaw	Mulliniks	Bell	Collins	Bell
1985	Upshaw	Garcia	Bell	Mulliniks	Barfield	Moseby	Barfield
1986	Bell	Barfield	Fernandez	Bell	Moseby	Barfield	Bell
1987	Bell	Bell	Moseby	Fernandez	Bell	Moseby	Bell
1988	Gruber	McGriff	Gruber	McGriff	Whitt	Fernandez	McGriff
1989	McGriff	Liriano	Gruber	McGriff	Bell	Bell	Bell
1990	Gruber	Gruber	Bell	McGriff	McGriff	Gruber	Gruber
1991	Carter	Alomar	Carter	Alomar	White	Alomar	Alomar
1992	Alomar	Alomar	Carter	Maldonado	Winfield	White	Alomar
1993	Olerud	Molitor	Olerud	Olerud	Molitor/Alomar	Alomar	Molitor
1994	Carter	Carter	Alomar	Molitor	—	—	Carter
1995	—	Alomar	Maldonado	Olerud	Molitor	Green	Alomar
1996	Carter	Olerud	Sprague	Carter	Brumfield	Sprague	Sprague
1997	Sprague	Carter	Merced	Green	Cruz Jr.	Stewart	Delgado
1998	Canseco	Delgado	Delgado	Stewart	Green	Fernandez	Delgado
1999	Green	Green	Fletcher	Green	Delgado	Bush	Green
2000	Fullmer	Delgado	Delgado	Delgado	Delgado	Fletcher	Delgado
2001	Delgado	Mondesi	Stewart	Delgado	Cruz Jr.	Delgado	Cruz Jr.
2002	Delgado	Wilson	Hinske	Wells	Phelps	Delgado	Wells
2003	Delgado	Wells	Delgado	Wells	Wells	Delgado	Delgado
2004	Delgado	Wells	Hudson	Phelps	Delgado	Delgado	Delgado
2005	Hillenbrand	Wells	Wells	Wells	Hudson	Catalanotto	Wells
2006	Wells	Glaus	Overbay	Wells	Overbay	Rios	Wells
2007	Hill	Rios	Thomas	Rios	Thomas	Hill	Rios
2008	Rios	Barajas	Rolen	Lind	Wells	Rios	Rios
2009	Hill	Scutaro	Lind	Scutaro	Lind	Lind	Lind
2010	Wells	Bautista	Lewis	Bautista	Bautista	Wells	Bautista
2011	Bautista	Bautista	Lind	Escobar	Lawrie	Bautista	Bautista
2012	Encarnacion	Bautista	Bautista	Villanueva	Encarnacion	Encarnacion	Encarnacion
2013	Encarnacion	Bautista	Lind	Rasmus	Lawrie	Lind	Encarnacion
2014	Cabrera	Encarnacion	Encarnacion	Cabrera	Bautista	Bautista	Bautista
2015	Travis	Donaldson	Encarnacion	Donaldson	Encarnacion	Bautista	Donaldson
2016	Donaldson	Saunders	Donaldson	Donaldson	Martin	Bautista	Donaldson
2017*	Smoak	Travis	Smoak	Pearce	Donaldson	Hernández	Donaldson
2018	Happ	Happ	Grichuk	Gurriel Jr.	Morales	Tellez	Smoak
2019	Stroman	Guerrero Jr.	Gurriel Jr.	Guerrero Jr.	Bichette	Biggio	Gurriel Jr.
2020	—	—	—	Hernández	Ryu	Gurriel Jr.	Hernández
2021	Guerrero Jr.	Semien	Bichette	Ray	Ray	Gurriel Jr.	Guerrero Jr.





# PITCHER OF THE MONTH

Year	April	May	June	July	August	Sept./Oct.	Most Valuable Pitcher
1983	Stieb	Stieb	Gott	Clancy	Stieb	Alexander	Stieb
1984	Stieb	Alexander	Stieb	Stieb	Stieb & Clancy	Alexander	Stieb
1985	Caudill	Stieb	Stieb	Stieb	Henke	Alexander	Stieb
1986	Alexander	Eichhorn	Key	Clancy	Eichhorn	Stieb	Key
1987	Key	Key	Clancy	Key	Cerutti	Flanagan	Key
1988	Cerutti	Stieb	Ward	Key	Clancy	Clancy	Stieb
1989	Key	Key	Cerutti	Henke	Stieb	Stieb	Stieb
1990	Ward	Stieb	Henke	Stieb	Key	Key	Stieb
1991	Key	Wells	Key	Henke	Candiotti	Guzman	Ward
1992	Guzman	Guzman	Guzman	Ward	Morris	Key	Morris
1993	Hentgen	Cox	Hentgen	Ward	Ward	Stewart	Ward
1994	Castillo	Hentgen	Hentgen	Castillo	--	--	Hentgen
1995	--	Cone	Leiter	Castillo	Leiter	Timlin	Leiter
1996	Guzman	Timlin	Guzman	Hentgen	Hentgen	Hentgen	Hentgen
1997	Clemens	Clemens	Clemens	Clemens	Clemens	Clemens	Clemens
1998	Williams	Williams	Clemens	Clemens	Clemens	Escobar	Clemens
1999	Wells	Halladay	Wells	Koch	Hentgen	Wells	Koch
2000	Wells	Wells	Wells	Koch	Wells	Loaiza	Wells
2001	Quantrill	Michalak	Koch	Escobar	Escobar	Halladay	Quantrill
2002	Halladay	Loaiza	Halladay	Carpenter	Politte	Escobar	Halladay
2003	Lidle	Halladay	Halladay	Halladay	Escobar	Halladay	Halladay
2004	Halladay	Frasor	Batista	Towers	Lilly	Bush	Lilly
2005	Halladay	Halladay	Halladay	Chacin	Towers	Towers	Halladay
2006	Halladay	Halladay	Ryan	Halladay	Ryan	Burnett	Halladay
2007	Halladay	Burnett	Marcum	McGowan	Halladay	McGowan	Halladay
2008	Carlson	Litsch	Halladay	Halladay	Halladay	Litsch	Halladay
2009	Downs	Halladay	Romero	League	Frasor	Halladay	Halladay
2010	Romero	Marcum	Morrow	Cecil	Morrow	Frasor	Romero
2011	Villanueva	Romero	Romero	Cecil	Romero	Francisco	Romero
2012	Romero	Morrow	Villanueva	Villanueva	Janssen	Morrow	Janssen
2013	Janssen	Loup	Cecil	Buehrle	Buehrle	Janssen	Janssen
2014	Buehrle	Buehrle	Stroman	Stroman	Sanchez	Dickey	Buehrle
2015	Osuna	Sanchez	Buehrle	Buehrle	Estrada	Price	Estrada
2016	Sanchez	Estrada	Sanchez	Happ	Stroman	Liriano	Sanchez

**Most Valuable Pitcher:** 1978 – Clancy & Underwood 1979 – Underwood 1980 – Clancy  
 1981 – Stieb 1982 – Stieb

## BLUE JAYS & CY YOUNG VOTING

YEAR	WINNER	PTS	BLUE JAYS	RANK	PTS
1982	Pete Vuckovich	87	Dave Stieb	4th	36
1984	Willie Hernandez	88	Dave Stieb	8th	1
1985	Bret Saberhagen	127	Doyle Alexander	6th	5
			Dave Stieb	9th	2
1986	Roger Clemens	140	Mark Eichhorn	6th	2
1987	Roger Clemens	124	Jimmy Key	2nd	64
1990	Bob Welch	107	Dave Stieb	6th	2
1991	Roger Clemens	119	Duane Ward	10th	3
1992	Dennis Eckersley	107	Jack Morris	5th	10
1993	Jack McDowell	124	Duane Ward	5th	5
			Pat Hentgen	6th	3
			Juan Guzman	7th	1
1995	Randy Johnson	136	David Cone	4th	18
<b>1996</b>	<b>PAT HENTGEN</b>	<b>110</b>	<b>PAT HENTGEN</b>	<b>1st</b>	<b>110</b>
<b>1997</b>	<b>ROGER CLEMENS</b>	<b>134</b>	<b>ROGER CLEMENS</b>	<b>1st</b>	<b>134</b>
<b>1998</b>	<b>ROGER CLEMENS</b>	<b>140</b>	<b>ROGER CLEMENS</b>	<b>1st</b>	<b>140</b>
2000	Pedro Martinez	140	David Wells	3rd	46
<b>2003</b>	<b>ROY HALLADAY</b>	<b>136</b>	<b>ROY HALLADAY</b>	<b>1st</b>	<b>136</b>
2006	Johan Santana	140	Roy Halladay	3rd	48
2007	C.C. Sabathia	119	Roy Halladay	5th	1
2008	Cliff Lee	132	Roy Halladay	2nd	71
2009	Zach Greinke	134	Roy Halladay	5th	11
2011	Justin Verlander	196	Ricky Romero	10th	2
2015	Dallas Keuchel	186	David Price (TOR/DET)	2nd	143
2016	Rick Porcello	137	J.A. Happ	6th	14
			Aaron Sanchez	7th	6
2017	Corey Kluber	204	Marcus Stroman	8th	2
2020	Shane Bieber	210	Hyun Jin Ryu	3rd	51
<b>2021</b>	<b>ROBBIE RAY</b>	<b>207</b>	<b>ROBBIE RAY</b>	<b>1st</b>	<b>207</b>
			José Berríos (TOR/MIN)	9th	8
2022	Justin Verlander	210	Alek Manoah	3rd	87
			Kevin Gausman	10th	1
2023	Gerrit Cole	210	Kevin Gausman	3rd	82
			Chris Bassitt	10th	4



## BLUE JAYS AND THE AL MANAGER OF THE YEAR VOTING

YEAR	WINNER	PTS	1ST PLACE VOTES	BLUE JAYS	RANK	PTS	1ST PLACE VOTES
1984	Sparky Anderson-DET	96	13	Bobby Cox	4	9	0
1985	<b>BOBBY COX-TOR</b>	104	14	—	—	—	—
1989	Frank Robinson-BAL	125	23	Cito Gaston	2	62	3
1990	Jeff Torborg-CWS	128	23	Cito Gaston	5	6	0
1991	Tom Kelly-MIN	138	27	Cito Gaston	3	17	0
1992	Tony LaRussa-OAK	132	25	Cito Gaston	4	13	1
1993	Gene Lamont-CWS	72	8	Cito Gaston	3	49	3
1998	Joe Torre-NYY	128	23	Tim Johnson	T6	4	0
2003	Tony Peña-KC	130	24	Carlos Tosca	7	3	0
2005	Ozzie Guillen-CWS	105	17	John Gibbons	7	1	0
2008	Joe Maddon-TB	138	27	Cito Gaston	6	2	0
2010	Ron Gardenhire-MIN	108	16	Cito Gaston	5	5	1
2015	Jeff Bannister-TEX	112	17	John Gibbons	4	22	1
2020	Kevin Cash-TB	126	22	Charlie Montoyo	3	47	2
2021	Kevin Cash-TB	109	19	Charlie Montoyo	4	23	3
2023	Brandon Hyde-BAL	144	27	John Schneider	6	1	0

## ROOKIE-OF-THE-YEAR

YEAR	PLAYER	FINISHED	WINNER
1979	<b>Alfredo Griffin</b>	Tied 1st	<b>Alfredo Griffin</b> & John Castino
1980	Damaso Garcia	4th	Joe Charboneau
1981	George Bell	8th	Dave Righetti
1982	Jesse Barfield	8th	Cal Ripken
1985	Tom Henke	7th	Ozzie Guillen
1986	Mark Eichhorn	3rd	Jose Canseco
1987	Nelson Liriano	7th	Mark McGwire
1990	John Olerud	4th	Sandy Alomar
1991	Juan Guzman	2nd	Chuck Knoblauch
	Mike Timlin	6th	—
1994	Darren Hall	4th	Bob Hamelin
1995	Shawn Green	5th	Marty Cordova
1996	Tim Lincecum	Tied 7th	Derek Jeter
1997	Jose Cruz	2nd	Nomar Garciaparra
1999	Billy Koch	Tied 7th	Carlos Beltran
2002	<b>Eric Hinske</b>	1st	<b>Eric Hinske</b>
	Josh Phelps	6th	—
2005	Gustavo Chacin	5th	Huston Street
2015	Roberto Osuna	4th	Carlos Correa
2019	Cavan Biggio	5th	Yordan Alvarez
	Vladimir Guerrero Jr.	7th	—
2021	Alek Manoah	8th	Randy Arozarena

### TORONTO, YOUNGEST PLAYERS TO HIT FIRST HOME RUN - ALL-TIME

PLAYER	DATE	OPPONENT	AGE
Vladimir Guerrero Jr.	05/14/2019	at SF	20 years, 59 days
Danny Ainge	06/02/1979	at SEA	20 years, 77 days
Paul Hodgson	09/19/1980	at BAL	20 years, 158 days
Lloyd Moseby	05/25/1980	vs. NYY	20 years, 202 days
Travis Snider	09/04/2008	vs. MIN	20 years, 215 days
Vernon Wells	09/13/1999	vs. NYY	20 years, 279 days



# BLUE JAYS AND THE MVP VOTING

YEAR	WINNER	PTS	BLUE JAYS	RANK	PTS
1981	Rollie Fingers	319	Dave Stieb	T27	1
1982	Robin Yount	385	Damaso Garcia	T26	5
1983	Cal Ripken	322	Willie Upshaw	11	41.5
			Lloyd Moseby	14	21
1984	Willie Hernandez	306	Willie Upshaw	T16	8
			George Bell	T16	5
			Dave Stieb	T23	4
			Lloyd Moseby	T23	4
			Doyle Alexander	T27	1
1985	Don Mattingly	367	Jesse Barfield	7	88
			George Bell	8	84
			Tom Henke	20	5
			Dennis Lamp	T21	3
			Doyle Alexander	T21	3
			Damaso Garcia	24	2
1986	Roger Clemens	339	George Bell	4	125
			Jesse Barfield	5	107
			Tony Fernandez	14	17
<b>1987</b>	<b>GEORGE BELL</b>	<b>332</b>	<b>George Bell</b>	<b>1</b>	<b>332</b>
			Tony Fernandez	8	79
			Tom Henke	T13	14
1988	Jose Canseco	392	Fred McGriff	17	9
1989	Robin Yount	205	Tony Fernandez	26	1
			George Bell	4	205
			Fred McGriff	6	96
			Tony Fernandez	19	9
			Mookie Wilson	T25	1
1990	Rickey Henderson	317	Kelly Gruber	4	175
			Fred McGriff	10	30
			Dave Stieb	T25	1
1991	Cal Ripken	318	Joe Carter	5	136
			Roberto Alomar	6	128
			Devon White	16	15
1992	Dennis Eckersley	306	Joe Carter	3	201
			Dave Winfield	5	141
			Roberto Alomar	6	118
			Jack Morris	13	18
1993	Frank Thomas	392	Paul Molitor	2	209
			John Olerud	3	198
			Roberto Alomar	6	102
			Joe Carter	12	25
			Duane Ward	22	3
1994	Frank Thomas	372	Joe Carter	10	35
			Paul Molitor	T18	9
1997	Ken Griffey Jr.	392	Roger Clemens	10	56
1998	Juan Gonzalez	357	Roger Clemens	11	49
1999	Ivan Rodriguez	252	Shawn Green	9	44
			Carlos Delgado	12	16
2000	Jason Giambi	317	Carlos Delgado	4	206
			David Wells	18	2
2001	Ichiro Suzuki	289	Shannon Stewart	T25	1
2003	Alex Rodriguez	242	Carlos Delgado	2	213
2006	Justin Morneau	320	Vernon Wells	T22	3
			Troy Glaus	T31	1
2009	Joe Mauer	387	Aaron Hill	T12	23
			Adam Lind	15	14
2010	Josh Hamilton	358	Jose Bautista	4	165
2011	Justin Verlander	280	Jose Bautista	3	231
2012	Miguel Cabrera	362	Edwin Encarnacion	11	33
2013	Miguel Cabrera	385	Edwin Encarnacion	14	7
2014	Mike Trout	420	Jose Bautista	6	122
<b>2015</b>	<b>JOSH DONALDSON</b>	<b>385</b>	<b>Josh Donaldson</b>	<b>1</b>	<b>385</b>
			Jose Bautista	8	82
			Edwin Encarnacion	12	38
			Russell Martin	24	2
2016	Mike Trout	356	Josh Donaldson	4	200
			Edwin Encarnacion	14	7
2017	Jose Altuve	405	Josh Donaldson	T22	1
2020	José Abreu	374	Teoscar Hernández	11	8
			Hyun Jin Ryu	T13	4
2021	Shohei Ohtani	420	Vladimir Guerrero Jr.	2	269
			Marcus Semien	3	232
			Bo Bichette	T12	7
			Robbie Ray	T15	4
			Teoscar Hernández	19	2

BIographies

LAST SEASON

HISTORY

RECORDS

OPPONENTS

PLAYER DEV.

MEDIA & MISC.



YEAR	WINNER	PTS	BLUE JAYS	RANK	PTS
2022	Aaron Judge	410	Bo Bichette	11th	16
			Vladimir Guerrero Jr.	16th	7
			Alek Manoah	18th	5
2023	Shohei Ohtani	420	Bo Bichette	16th	5

## MAJOR LEAGUE AWARDS

### ALLAN H. SELIG AWARD FOR PHILANTHROPIC EXCELLENCE

The Allan H. Selig Award for Philanthropic Excellence, formerly known as the Commissioner's Award for Philanthropic Excellence, was created in 2010 to recognize the charitable and philanthropic efforts of MLB Clubs. The Toronto Blue Jays are one of just two clubs to have received the Award twice:

#### 2012:

Honoured for the Toronto Blue Jays Baseball Academy, a series of initiatives to help support youth across Canada and provide them with opportunities on and off the field of play, including Rookie League, Field of Dreams, Super Camps and Instructional Clinics.

#### 2020:

Acknowledged for their extensive efforts throughout the COVID-19 pandemic, including 8.1 million meals delivered to food insecure Canadians; 14,200 youth in Jays Care virtual programming; 1,500 teachers, youth leaders, and volunteers trained to run best-in-class virtual programming; 20,000 volunteer hours provided from Blue Jays, Jays Care, and Rogers staff from coast-to-coast; and 2,000 adaptive equipment kits delivered to families of children living with disabilities (Challenger Baseball).

## CLUB AWARDS

### BOBBY MATTICK AND AL LAMACCHIA AWARDS

In 1996, the Blue Jays organization established two awards: the **Bobby Mattick Player Development Award** and the **Al LaMacchia Scouting Award**. The awards were created to acknowledge the dedication, success and work ethic of Blue Jays baseball operations personnel, attributes so aptly displayed by the awards' namesakes. The Bobby Mattick Award was named after the longtime baseball executive who had spent 25 years of his career with the Blue Jays. The late Bobby Mattick was responsible for the development of many of the young players who have gone through the Blue Jays system. As well as being Director of Player Development for many years he also managed the Major League Blue Jays for two seasons in 1980 and 1981. The Al LaMacchia Award was named after the veteran scout who spent 20 seasons with the Blue Jays. The late Al LaMacchia's scouting talents have been deeply etched in the Blue Jays short history. In 2003, the Blue Jays introduced a **Community Service Award**. In 2009, the Blue Jays began giving out an award for the **Pro-Scout of the Year Award**.

	Bobby Mattick	Al LaMacchia	Community Service	Pro Scout	International Staff Member
1996	Rockett Wheeler	Duane Larson	--	--	
1997	Omar Malave	Jim Hughes	--	--	
1998	Rolando Pino	Tom Hinkle	--	--	
1999	Bruce Walton	Ellis Dungan	--	--	
2000	Marty Pevey	Tim Wilken	--	--	
2001	Dan Rajkowski	David Blume	--	--	
2002	Dane Johnson	Charles Aliano	--	--	
2003	Mike Basso	Ty Nichols	Cameron Reimers	--	
2004	Ken Joyce	Andy Beene	Tim Whittaker	--	
2005	Rick Langford	Demerius Pittman	Justin Singleton	--	
2006	Dennis Holmberg	Tom Burns	Brian Bormaster	--	
2007	Gary Cathcart	Marc Tramuta	David Corrente	--	
2008	Clayton McCullough	Aaron Jersild	Justin Jackson	--	
2009	Charlie Wilson	Matt Briggs	Alberto Quintana	Jim D'Aloia	
2010	Dane Johnson	Tim Rooney	Matt Daly	Kevin Briand	
2011	Dennis Holmberg	John Hendricks	Anthony Gose	Tom Clark	
2012	Chad Mottola	Blake Crosby	Daniel Barnes	Jim Skalen	
2013	Mike Mordecai	Ryan Fox	Kevin Nolan	David May	
2014	Stubby Clapp	Nate Murrie	Taylor Cole	Matt Anderson	
2015	Bobby Meacham	Jim Lentine	L.B. Dantzier	Ted Lekas	Luciano Del Rosario



## HOWARD STARKMAN AWARD

On April 10, 2014, the Blue Jays created the **Howard Starkman Award** which is presented annually to the Employee of the Year. It is granted annually to a Toronto Blue Jays Baseball Club employee who best exemplifies the values of integrity, innovation, accountability, team work and a passion for winning. The award ran until the completion of the 2019 season.

2014	Howard Starkman
2015	Charlie Wilson
2016	Karyn Gottschalk
2017	Tom Farrell
2018	Harry Einbinder
2019	Michelle Seniuk

## R. HOWARD WEBSTER AWARDS

In 1982 the Blue Jays established a set of awards to be bestowed annually upon the 'Most Valuable Player' on each Blue Jay farm club. The awards are named in honour of R. Howard Webster, who was the first Chairman of the Board for the Toronto Blue Jays.

Year	AAA Syracuse	AA Knoxville	A Kinston	A Florence	A St. Catharines	Rookie Medicine Hat	Rookie Bradenton
1982	T. Fernandez	T. Thompson	D. Shipanoff	K. Kinnard		C. Johnston	E. Bolivar
1983	T. Fernandez	D. Shipanoff	J. Escobar	C. Fielder		R. Robbins	S. Escobar
1984	F. Manrique	M. Sharpeson	L. Aquino	P. Borders		R. Ducey	S. Garcia
1985	R. Leach	S. Davis	E. Yelding	S. Campusano		G. Berroa	D. Martinez
1986	M. Sharpeson	G. Hill	<b>Ventura</b> G. Myers	P. Munoz	<b>St. Catharines</b> W. Blair	M. Whiten	
1987	T. Stottlemeyre	G. Berroa	<b>Dunedin</b> S. Cummings	<b>Myrtle Beach</b> D. Linton	D. Bell	A. Dziadkowiec	
1988	A. Infante	A. Sanchez	P. Munoz	L. Sojo	W. Williams	E. Mendez	W. Rojas
1989	G. Hill	D. Bell	N. Cromwell	R. Gianelli	G. O'Halloran	S. Holtzclaw	
1990	M. Whiten	T. Quinlan	J. Kent	M. Ogliaruso	C. Delgado	B. Bowers	
1991	D. Bell	J. Kent	N. Wilson	H. Battle	R. Butler	F. Crespo	<b>Gulf Coast</b> C. Stynes
1992	B. Davis	J. De La Rosa	C. Delgado	A. Gonzalez	T. Crabtree	J. Hererra	T. Brito
1993	R. Perez	C. Delgado	C. Weinke	D.J. Boston	A. Beltran	L. De La Cruz	A. Hightowerr
1994	S. Green	C. Stynes	K. Harmes	D. Sinnes	J. Ladd	J. Mosquera	K. Escobar
1995	R. Perez	S. Stewart	J. Patzke	J. Ladd	J. Young	M. Peeples	M. Whitlock
1996	S. Stewart	R. Jones	R. Halladay	M. Whitlock	W. Skett	R. Stromsberg	
1997	R. Butler	K Witt	L. Lopez	L. Lopez	S. Langaigne	G. Morrison	
1998	P. Lennon	L. Lopez	B. Abernathy	J. Sneed	J. Kingery	J. Gibbons	
1999	L. Lopez	T. Giles	C. Izturis	J. Nunez	B. Jackson	G. Chacin	
2000	C. Mottola	<b>Tennessee</b> J. Gibbons	J. Lawrence	R. Johnson	<b>Queens</b> M. Malpica	J. Johnson	
2001	L. Lopez	J. Phelps	R. Thompson	<b>Charleston</b> A. McCulloch	<b>Auburn</b> M. Mayorson	N. Tempesta	
2002	G. Burnham	V. Chulk	D. Rich	M. Snyder	J. Owens	J. DeJong	
2003	S. Pond	<b>New Haven</b> A. Rios	J. Harper	R. Medina	V. Chiaravalloti	<b>Pulaski</b> R. Diaz	
2004	G. Williams	<b>New Hampshire</b> A. Hill	I. Ramirez	C. Johnston	A. Lind	Y. Rodriguez	
2005	J. Griffin	J. Banks	A. Lind	<b>Lansing</b> C. Snavelly	R. Patterson	J. Butler	
2006	K. Barker	A. Lind	R. Patterson	C. Cheng	J. Campbell	T. Snider	
2007	J. Banks	D. Smith	J. Kreuzer	T. Snider	B. Cecil	--	J. Chavez
2008	D. Purcey	S. Campbell	B. Dopriak	M. Rzepczynski	R. Bell	--	B. Fuenmayer
2009	<b>Las Vegas</b> R. Ruiz	B. Dopirak	M. Sierra	J. Chavez	S. Ochinko	--	C. Perez
2010	J. Arencibia	E. Thames	M. McDade	S. Ochinko	C. Perez	--	J. Marisnick
2011	D. Cooper	T. d'Arnaud	A. Jimenez	J. Marisnik	<b>Vancouver</b> J. Nicolino	<b>Bluefield</b> C. Hawkins	J. Rosado
2012	A. Hechavarria	R. Goins	D. Barnes	J. Nicolino	J. Avendano	C. Lopes	A. Tirado
2013	<b>Buffalo</b> R. Goins	B. Glenn	J. Berti	D. Smith Jr.	L. Dantzler	M. Dean	F. Barreto
2014	K. Pillar	J. Berti	D. Smith Jr.	M. Nay	F. Barreto	R. Urena	J. Kelly
2015	M. Hague	R. Schimpf	W. Browning	R. McBroom	R. Hissey	R. Orozco	J. Maese



# OPENING DAY

## SEASON OPENERS (25-22)

DATE	OPPONENT	W/L	SCORE	WP	LP	ATT
April 7, 1977	Chicago (AL)	W	9-5	Johnson	Brett	44,649
April 7, 1978	at Detroit	L	2-6	Fliryoh	Lemanczyk	52,528
April 5, 1979	at Kansas City	L	2-11	Leonard	Underwood	37,754
April 9, 1980	at Seattle	L	6-8	Parrott	Lemanczyk	22,588
April 9, 1981	at Detroit	L	2-6	Morris	McLaughlin	51,452
April 9, 1982	Milwaukee	L	4-15	Vuckovich	Bombback	30,216
April 5, 1983	at Boston	W	7-1	Stieb	Eckersley	33,852
April 4, 1984	at Seattle	L	2-3 (10)	Stanton	Lamp	43,200
April 8, 1985	at Kansas City	L	1-2	Black	Stieb	41,086
April 8, 1986	at Texas	L	3-6	Guzman	Stieb	40,602
April 6, 1987	Cleveland	W	7-3	Key	Candiotti	40,404
April 4, 1988	at Kansas City	W	5-3	Key	Saberhagen	40,648
April 3, 1989	at Kansas City	W	4-3	Key	Gubicza	38,595
April 9, 1990	at Texas	L	2-4	Ryan	Stottlemire	40,907
April 8, 1991	Boston	L	2-6	Clemens	Stieb	50,114
April 6, 1992	at Detroit	W	4-2	Morris	Gullickson	51,068
April 6, 1993	at Seattle	L	1-8	Johnson	Morris	56,120
April 4, 1994	Chicago	W	7-3	Guzman	McDowell	50,484
April 26, 1995	Oakland	W	13-1	Cone	Stewart	50,426
April 1, 1996	at Oakland (Las Vegas)	W	9-6	Hanson	Reyes	7,294
April 1, 1997	Chicago (AL)	L	5-6 (10)	Castillo	Plesac	40,299
April 1, 1998	Minnesota	W	3-2	Clemens	Tewksbury	41,387
April 6, 1999	at Minnesota	L	1-6	Radke	Hentgen	45,601
April 3, 2000	Kansas City	W	5-4	Koch	Spradlin	40,898
April 1, 2001	Texas (Puerto Rico)	W	8-1	Loaiza	Helling	19,891
April 1, 2002	at Boston	W	12-11	Escobar	Urbina	33,520
March 31, 2003	New York (AL)	L	4-8	Clemens	Halladay	50,119
April 5, 2004	Detroit	L	0-7	Johnson	Halladay	47,817
April 4, 2005	at Tampa Bay	W	5-2	Halladay	Brazelton	26,018
April 4, 2006	Minnesota	W	6-3	Halladay	Santana	50,449
April 2, 2007	at Detroit	W	5-3 (10)	Frasor	Rodney	44,297
April 1, 2008	at New York (AL)	L	2-3	Wang	Halladay	55,112
April 6, 2009	Detroit	W	12-5	Halladay	Verlander	48,027
April 5, 2010	at Texas	L	4-5	Francisco	Frasor	50,299
April 1, 2011	Minnesota	W	13-3	Romero	Pavano	47,984
April 5, 2012	at Cleveland	W	7-4 (16)	Perez	Asencio	43,190
April 2, 2013	Cleveland	L	1-4	Masterson	Dickey	48,857
March 31, 2014	at Tampa Bay	L	2-9	Price	Dickey	31,042
April 6, 2015	at New York (AL)	W	6-1	Hutchison	Tanaka	48,469
April 3, 2016	at Tampa Bay	W	5-3	Stroman	Archer	31,042
April 3, 2017	at Baltimore	L	2-3 (11)	Wilson	Grilli	45,667
March 29, 2018	New York (AL)	L	1-6	Severino	Happ	48,115
March 28, 2019	Detroit	L	0-2 (10)	Alcantara	Hudson	45,048
July 24, 2020	at Tampa Bay	W	6-4	Romano	Morton	0
April 1, 2021	at New York (AL)	W	3-2 (10)	Romano	Nelson	10,850
April 8, 2022	Texas	W	10-8	Cimber	Santana	45,002
March 30, 2023	at St. Louis	W	10-9	Garcia	Helsley	47,649

BIographies

LAST SEASON

HISTORY

RECORDS

OPPONENTS

PLAYER DEV.

MEDIA & MISC.





# HOME OPENERS (29-18)

DATE	OPPONENT	W/L	SCORE	WP	LP	ATT
April 7, 1977	Chicago (AL)	W	9-5	Johnson	Brett	44,649
April 14, 1978	Detroit	W	10-8	Kirkwood	Wilcox	35,761
April 13, 1979	Kansas City	W	4-1	Clancy	Spittorf	40,035
April 16, 1980	Milwaukee	W	11-2	Stieb	Slaton	12,688
April 13, 1981	New York (AL)	W	5-1	Clancy	John	25,112
April 9, 1982	Milwaukee	L	4-15	Vuckovich	Bomback	30,216
April 9, 1983	New York (AL)	W	7-4	Jackson	Gossage	36,459
April 17, 1984	Baltimore	W	3-2	Key	T.Martinez	35,602
April 16, 1985	Texas	L	4-9	Mason	Leal	41,284
April 14, 1986	Baltimore	L	1-2	Boddicker	Alexander	43,587
April 6, 1987	Cleveland	W	7-3	Key	Candiotti	40,404
April 11, 1988	New York (AL)	W	17-9	Wells	Rhoden	45,185
April 14, 1989	Kansas City	W	3-0	Key	Leibrandt	46,028
April 10, 1990	Texas	W	2-1	Stieb	Hough	49,673
April 8, 1991	Boston	L	2-6	Clemens	Stieb	50,114
April 10, 1992	Baltimore	W	4-3	Hentgen	Olsen	50,424
April 9, 1993	Cleveland	W	13-10	Eichhorn	Power	50,533
April 4, 1994	Chicago (AL)	W	7-3	Guzman	McDowell	50,484
April 26, 1995	Oakland	W	13-1	Cone	Stewart	50,426
April 9, 1996	California	W	5-0	Hentgen	Langston	36,316
April 1, 1997	Chicago (AL)	L	5-6(10)	Castillo	Plesac	40,299
April 1, 1998	Minnesota	W	3-2	Clemens	Tewksbury	41,387
April 12, 1999	Tampa Bay	W	7-1	Wells	Saunders	37,160
April 3, 2000	Kansas City	W	5-4	Koch	Spradlin	40,898
April 9, 2001	Tampa Bay	W	8-1	Hamilton	Wilson	48,115
April 4, 2002	Minnesota	W	7-2	Halladay	Mays	47,469
March 31, 2003	New York (AL)	L	4-8	Clemens	Halladay	50,119
April 5, 2004	Detroit	L	0-7	Johnson	Halladay	47,817
April 8, 2005	Boston	L	5-6	Arroyo	Bush	50,560
April 4, 2006	Minnesota	W	6-3	Halladay	Santana	50,449
April 9, 2007	Kansas City	W	9-1	Burnett	Perez	50,125
April 4, 2008	Boston	W	6-3	Marcum	Aardsma	50,171
April 6, 2009	Detroit	W	12-5	Halladay	Verlander	48,027
April 12, 2010	Chicago (AL)	L	7-8	Thornton	Accardo	46,321
April 1, 2011	Minnesota	W	13-3	Romero	Pavano	47,984
April 9, 2012	Boston	L	2-4	Atchison	Santos	48,473
April 2, 2013	Cleveland	L	1-4	Masterson	Dickey	48,857
April 4, 2014	New York (AL)	L	3-7	Tanaka	McGowan	48,197
April 13, 2015	Tampa Bay	L	1-2	Odorizzi	Dickey	48,414
April 8, 2016	Boston	L	7-8	Barnes	Storen	48,871
April 11, 2017	Milwaukee	L	3-4	Peralta	Happ	48,456
March 29, 2018	New York (AL)	L	1-6	Severino	Happ	48,115
March 28, 2019	Detroit	L	0-2 (10)	Alcantara	Hudson	45,048
August 11, 2020	Miami	W	5-4 (10)	Cogle	Trayler	0
April 8, 2021	Los Angeles (AL)	L	5-7(11)	Guerra	Borucki	1,348
April 8, 2022	Texas	W	10-8	Camber	Santana	45,002
April 11, 2023	Detroit	W	9-3	Pop	Manning	42,053

## SEASON OPENING DAY RECORDS

OVERALL RECORD:	25-22
HOME OPENERS:	29-18
EXTRA INNINGS:	3-4
MOST RUNS:	13, 2x, last: April 1, 2011 vs. Minnesota
MOST HITS:	19 at St. Louis, March 30, 2023
FEWEST HITS:	2 vs. New York (AL), March 29, 2018 & vs. Detroit, March 28, 2019
MOST RUNS, OPPONENT:	15 vs. Milwaukee, April 9, 1982
MOST HITS, OPPONENT:	16 vs. Milwaukee, April 9, 1982
FEWEST HITS, OPPONENT:	3 at Boston, April 5, 1983 & at New York (AL), April 6, 2015
EARLIEST OPENING DAY:	vs. Detroit, March 28, 2019
LATEST OPENING DAY:	at Tampa Bay, July 24, 2020
RECORD VS. OPPONENTS:	Baltimore, 0-1; Boston, 2-1; Chicago, 2-1; Cleveland, 2-1; Detroit, 3-4; Kansas City, 3-2; Milwaukee, 0-1; Minnesota, 3-1; New York, 2-3; Oakland, 2-0; Seattle, 0-3; St. Louis, 1-0; Tampa Bay, 3-1; Texas, 2-3
MOST STARTS:	Roy Halladay (7)
MOST WINS:	Roy Halladay (3), Jimmy Key (3)
MOST LOSSES:	Dave Stieb (3), Roy Halladay (3)
LARGEST OPENING DAY CROWD:	50,560, April 8, 2005 vs. Boston; 56,120, April 6, 1993 at Seattle
SMALLEST OPENING DAY CROWD:	12,688, April 16, 1980 vs. Milwaukee; 0, July 24, 2020 at Tampa Bay



## LINEUPS

## 1977

## vs. CHICAGO

John Scott	-LF
Hector Torres	-SS
Doug Ault	-1B
Otto Velez	-DH
Gary Woods	-CF
Steve Bowling	-RF
Pedro Garcia	-2B
Dave McKay	-3B
Rick Cerone	-C
Bill Singer	-P
Roy Hartsfield	-MGR

## 1981

## at DETROIT

Alfredo Griffin	-SS
Lloyd Moseby	-CF
Otto Velez	-DH
John Mayberry	-1B
Willie Upshaw	-LF
Damaso Garcia	-2B
Barry Bonnell	-RF
Danny Ainge	-3B
Ernie Whitt	-C
Jim Clancy	-P
Bob Mattick	-MGR

## 1985

## at KANSAS CITY

Damaso Garcia	-2B
Lloyd Moseby	-CF
George Bell	-LF
Jesse Barfield	-RF
Jeff Burroughs	-DH
Willie Upshaw	-1B
Buck Martinez	-C
Garth Iorg	-3B
Tony Fernandez	-SS
Dave Stieb	-P
Bobby Cox	-MGR

## 1989

## at KANSAS CITY

Lloyd Moseby	-CF
Rance Mulliniks	-3B
Tony Fernandez	-SS
George Bell	-LF
Fred McGriff	-1B
Jesse Barfield	-RF
Ernie Whitt	-C
Nelson Liriano	-DH
Manny Lee	2B
Jimmy Key	-P
Jimmy Williams	-MGR

## 1978

## at DETROIT

Rick Bosetti	-CF
Al Woods	-LF
Roy Howell	-3B
Rico Carty	-DH
John Mayberry	-1B
Tommy Hutton	-RF
Dave McKay	-LF
Luis Gomez	-SS
Alan Ashby	-C
Dave Lemanczyk	-P
Roy Hartsfield	-MGR

## 1982

## vs. MILWAUKEE

Alfredo Griffin	-SS
Al Woods	-LF
Lloyd Moseby	-CF
Willie Upshaw	-1B
John Mayberry	-DH
Jesse Barfield	-RF
Ernie Whitt	-C
Damaso Garcia	-2B
Rance Mulliniks	-3B
Mark Bomback	-P
Bobby Cox	-MGR

## 1986

## at TEXAS

Lloyd Moseby	-CF
Tony Fernandez	-SS
Rance Mulliniks	-3B
Willie Upshaw	-1B
George Bell	-LF
Jesse Barfield	-RF
Ernie Whitt	-C
Cecil Fielder	-DH
Damaso Garcia	-2B
Dave Stieb	-P
Jimmy Williams	-MGR

## 1990

## at TEXAS

Tony Fernandez	-SS
Mookie Wilson	-CF
Kelly Gruber	-3B
George Bell	-LF
Fred McGriff	-1B
John Olerud	-DH
Greg Myers	-C
Nelson Liriano	-2B
Junior Felix	-RF
Todd Stottlemire	-P
Cito Gaston	-MGR

## 1979

## at KANSAS CITY

Alfredo Griffin	-SS
Bob Bailor	-RF
Roy Howell	-3B
Rico Carty	-DH
John Mayberry	-1B
Rick Bosetti	-CF
Bobby Brown	-LF
Dave McKay	-2B
Rick Cerone	-C
Tom Underwood	-P
Roy Hartsfield	-MGR

## 1983

## at BOSTON

Damaso Garcia	-2B
Dave Collins	-LF
Willie Upshaw	-1B
Cliff Johnson	-DH
Jesse Barfield	-RF
Ernie Whitt	-C
Lloyd Moseby	-CF
Rance Mulliniks	-3B
Alfredo Griffin	-SS
Dave Stieb	-P
Bobby Cox	-MGR

## 1987

## vs. CLEVELAND

Tony Fernandez	-SS
Rance Mulliniks	-3B
Lloyd Moseby	-CF
George Bell	-LF
Jesse Barfield	-RF
Willie Upshaw	-1B
Ernie Whitt	-C
Fred McGriff	-DH
Mike Sharperson	-2B
Jimmy Key	-P
Jimmy Williams	-MGR

## 1991

## vs. BOSTON

Devon White	-CF
Roberto Alomar	-2B
Kelly Gruber	-3B
Joe Carter	-RF
John Olerud	-1B
Rance Mulliniks	-DH
Greg Myers	-C
Manuel Lee	-SS
Mookie Wilson	-LF
Dave Stieb	-P
Cito Gaston	-MGR

## 1980

## at SEATTLE

Alfredo Griffin	-SS
Bob Bailor	-RF
John Mayberry	-1B
Otto Velez	-DH
Roy Howell	-3B
Barry Bonnell	-LF
Rick Bosetti	-CF
Damaso Garcia	-2B
Ernie Whitt	-C
Dave Lemanczyk	-P
Bob Mattick	-MGR

## 1984

## at SEATTLE

Damaso Garcia	-2B
Rance Mulliniks	-3B
Lloyd Moseby	-CF
Willie Upshaw	-1B
Cliff Johnson	-DH
George Bell	-LF
Jesse Barfield	-RF
Ernie Whitt	-C
Alfredo Griffin	-SS
Jim Clancy	-P
Bobby Cox	-MGR

## 1988

## at KANSAS CITY

Nelson Liriano	-2B
Lloyd Moseby	-LF
Tony Fernandez	-SS
George Bell	-DH
Rance Mulliniks	-3B
Ernie Whitt	-C
Jesse Barfield	-RF
Fred McGriff	-1B
Sil Campusano	-CF
Jimmy Key	-P
Jimmy Williams	-MGR

## 1992

## at DETROIT

Devon White	-CF
Roberto Alomar	-2B
Joe Carter	-RF
Dave Winfield	-DH
Kelly Gruber	-3B
John Olerud	-1B
Derek Bell	-LF
Pat Borders	-SS
Manuel Lee	-C
Jack Morris	-P
Cito Gaston	-MGR



**1993****at SEATTLE**

Devon White	-CF
Roberto Alomar	-2B
Paul Molitor	-DH
Joe Carter	-LF
Darrin Jackson	-RF
Domingo Martinez	-1B
Ed Sprague	-3B
Pat Borders	-C
Dick Schofield	-SS
Jack Morris	-P
Cito Gaston	-MGR

**1997****vs. CHICAGO**

Otis Nixon	-CF
Carlos Garcia	-2B
Orlando Merced	-RF
Joe Carter	-1B
Ed Sprague	-3B
Carlos Delgado	-DH
Benito Santiago	-C
Shawn Green	-LF
Alex Gonzalez	-SS
Pat Hentgen	-P
Cito Gaston	-MGR

**2001****vs. TEXAS (Puerto Rico)**

Shannon Stewart	-LF
Alex Gonzalez	-SS
Raul Mondesi	-RF
Carlos Delgado	-1B
Brad Fullmer	-DH
Tony Batista	-3B
Darrin Fletcher	-C
Jose Cruz Jr.	-CF
Homer Bush	-2B
Esteban Loaiza	-P
Buck Martinez	-MGR

**2005****at TAMPA BAY**

Frank Catalanotto	-LF
Orlando Hudson	-2B
Vernon Wells	-CF
Corey Koskie	-3B
She Hillenbrand	-DH
Eric Hinske	-1B
Gregg Zaun	-C
Gabe Gross	-RF
Russ Adams	-SS
Roy Halladay	-P
John Gibbons	-MGR

**1994****vs. CHICAGO**

Devon White	-CF
Roberto Alomar	-2B
Paul Molitor	-DH
Joe Carter	-RF
John Olerud	-1B
Carlos Delgado	-LF
Ed Sprague	-3B
Pat Borders	-C
Alex Gonzalez	-SS
Juan Guzman	-P
Cito Gaston	-MGR

**1998****vs. MINNESOTA**

Shannon Stewart	-LF
Tony Fernandez	-2B
Shawn Green	-RF
Jose Canseco	-DH
Mike Stanley	-1B
Darrin Fletcher	-C
Ed Sprague	-3B
Jose Cruz Jr.	-CF
Alex Gonzalez	-SS
Roger Clemens	-P
Tim Johnson	-MGR

**2002****at BOSTON**

Shannon Stewart	-DH
Eric Hinske	-3B
Raul Mondesi	-RF
Carlos Delgado	-1B
Jose Cruz Jr.	-LF
Darrin Fletcher	-C
Vernon Wells	-CF
Homer Bush	-2B
Felipe Lopez	-SS
Chris Carpenter	-P
Buck Martinez	-MGR

**2006****vs. MINNESOTA**

Reed Johnson	-LF
Alex Rios	-RF
Vernon Wells	-CF
Troy Glaus	-3B
Lyle Overbay	-1B
Shea Hillenbrand	-DH
Bengie Molina	-C
Aaron Hill	-2B
Russ Adams	-SS
Roy Halladay	-P
John Gibbons	-MGR

**1995****vs. OAKLAND**

Devon White	-CF
Alex Gonzalez	-SS
Paul Molitor	-DH
Joe Carter	-LF
John Olerud	-1B
Roberto Alomar	-2B
Shawn Green	-RF
Ed Sprague	-3B
Lance Parrish	-C
David Cone	-P
Cito Gaston	-MGR

**1999****at MINNESOTA**

Shannon Stewart	-LF
Homer Bush	-2B
Shawn Green	-RF
Dave Hollins	-DH
Carlos Delgado	-1B
Tony Fernandez	-3B
Jose Cruz Jr.	-CF
Darrin Fletcher	-C
Alex Gonzalez	-SS
Pat Hentgen	-P
Jim Fregosi	-MGR

**2003****vs. NEW YORK**

Shannon Stewart	-LF
Frank Catalanotto	-RF
Vernon Wells	-CF
Carlos Delgado	-1B
Josh Phelps	-DH
Eric Hinske	-3B
Orlando Hudson	-2B
Chris Woodward	-SS
Ken Huckaby	-C
Roy Halladay	-P
Carlos Tosca	-MGR

**2007****at DETROIT**

Reed Johnson	-LF
Lyle Overbay	-1B
Vernon Wells	-CF
Frank Thomas	-DH
Troy Glaus	-3B
Alex Rios	-RF
Aaron Hill	-2B
Gregg Zaun	-C
Royce Clayton	-SS
Roy Halladay	-P
John Gibbons	-MGR

**1996****at OAKLAND (Las Vegas)**

Otis Nixon	-CF
Domingo Cedeño	-2B
Joe Carter	-LF
John Olerud	-DH
Ed Sprague	-3B
Carlos Delgado	-1B
Shawn Green	-RF
Sandy Martinez	-C
Alex Gonzalez	-SS
Erik Hanson	-P
Cito Gaston	-MGR

**2000****vs. KANSAS CITY**

Shannon Stewart	-LF
Homer Bush	-2B
Raul Mondesi	-RF
Carlos Delgado	-1B
Brad Fullmer	-DH
Tony Batista	-3B
Darrin Fletcher	-C
Jose Cruz Jr.	-CF
Alex Gonzalez	-SS
David Wells	-P
Jim Fregosi	-MGR

**2004****vs. DETROIT**

Reed Johnson	-RF
Frank Catalanotto	-LF
Vernon Wells	-CF
Carlos Delgado	-1B
Josh Phelps	-DH
Eric Hinske	-3B
Orlando Hudson	-2B
Chris Woodward	-SS
Kevin Cash	-C
Roy Halladay	-P
Carlos Tosca	-MGR

**2008****at NEW YORK**

David Eckstein	-SS
Shannon Stewart	-LF
Alex Rios	-RF
Vernon Wells	-CF
Frank Thomas	-DH
Lyle Overbay	-1B
Aaron Hill	-2B
Marco Scutaro	-3B
Gregg Zaun	-C
Roy Halladay	-P
John Gibbons	-MGR



**2009****vs. DETROIT**

Marco Scutaro	-SS
Aaron Hill	-2B
Alex Rios	-RF
Vernon Wells	-CF
Adam Lind	-DH
Scott Rolen	-3B
Lyle Overbay	-1B
Rod Barajas	-C
Travis Snider	-LF
Roy Halladay	-P
Cito Gaston	-MGR

**2013****vs. CLEVELAND**

Jose Reyes	-SS
Melky Cabrera	-LF
Jose Bautista	-RF
Edwin Encarnacion	-1B
Adam Lind	-DH
J.P. Arencibia	-C
Colby Rasmus	-CF
Maicer Izturis	-3B
Emilio Bonifacio	-2B
R.A. Dickey	-P
John Gibbons	-MGR

**2017****at BALTIMORE**

Devon Travis	-2B
Josh Donaldson	-3B
Jose Bautista	-RF
Kendrys Morales	-DH
Troy Tulowitzki	-SS
Russell Martin	-C
Steve Pearce	-1B
Kevin Pillar	-CF
Ezequiel Carrera	-LF
Marco Estrada	-P
John Gibbons	-MGR

**2021****at NEW YORK (AL)**

Marcus Semien	-2B
Cavan Biggio	-3B
Bo Bichette	-SS
Teoscar Hernández	-RF
Vladimir Guerrero Jr.	-1B
Lourdes Gurriel Jr.	-LF
Rowdy Tellez	-DH
Randal Grichuk	-CF
Danny Jansen	-C
Hyun Jin Ryu	-P
Charlie Montoyo	-MGR

**2010****at TEXAS**

Jose Bautista	-RF
Aaron Hill	-2B
Adam Lind	-DH
Vernon Wells	-CF
Lyle Overbay	-1B
John Buck	-C
Edwin Encarnacion	-3B
Alex Gonzalez	-SS
Travis Snider	-LF
Shaun Marcum	-P
Cito Gaston	-MGR

**2014****at TAMPA BAY**

Jose Reyes	-SS
Melky Cabrera	-LF
Jose Bautista	-RF
Edwin Encarnacion	-1B
Dioner Navarro	-DH
Brett Lawrie	-3B
Colby Rasmus	-CF
Maicer Izturis	-2B
Josh Thole	-C
R.A. Dickey	-P
John Gibbons	-MGR

**2018****vs. NEW YORK (AL)**

Devon Travis	-2B
Josh Donaldson	-3B
Justin Smoak	-1B
Curtis Granderson	-LF
Kendrys Morales	-DH
Randal Grichuk	-RF
Russell Martin	-C
Kevin Pillar	-CF
Aledmys Diaz	-SS
J.A. Happ	-P
John Gibbons	-MGR

**2022****vs. TEXAS**

George Springer	-CF
Bo Bichette	-SS
Vladimir Guerrero Jr.	-1B
Teoscar Hernández	-RF
Lourdes Gurriel Jr.	-LF
Alejandro Kirk	-DH
Matt Chapman	-3B
Danny Jansen	-C
Cavan Biggio	-2B
José Berrios	-P
Charlie Montoyo	-MGR

**2011****vs. MINNESOTA**

Rajai Davis	-CF
Yunel Escobar	-SS
Jose Bautista	-RF
Adam Lind	-1B
Aaron Hill	-2B
Edwin Encarnacion	-3B
Travis Snider	-LF
Juan Rivera	-DH
J.P. Arencibia	-C
Ricky Romero	-P
John Farrell	-MGR

**2015****at NEW YORK**

Jose Reyes	-SS
Russell Martin	-C
Jose Bautista	-RF
Edwin Encarnacion	-1B
Josh Donaldson	-3B
Dioner Navarro	-DH
Dalton Pompey	-CF
Kevin Pillar	-LF
Devon Travis	-2B
Drew Hutchison	-P
John Gibbons	-MGR

**2019****vs. DETROIT**

Brandon Drury	-3B
Randal Grichuk	-RF
Teoscar Hernandez	-LF
Justin Smoak	-1B
Lourdes Gurriel Jr.	-2B
Kevin Pillar	-CF
Rowdy Tellez	-DH
Danny Jansen	-C
Freddy Galvis	-SS
Marcus Stroman	-P
Charlie Montoyo	-MGR

**2023****at ST. LOUIS**

George Springer	-RF
Bo Bichette	-SS
Vladimir Guerrero Jr.	-1B
Daulton Varsho	-LF
Alejandro Kirk	-C
Brandon Belt	-DH
Matt Chapman	-3B
Whit Merrifield	-2B
Kevin Kiermaier	-CF
Alek Manoah	-P
John Schneider	-MGR

**2012****at CLEVELAND**

Yunel Escobar	-SS
Kelly Johnson	-2B
Jose Bautista	-RF
Adam Lind	-1B
Edwin Encarnacion	-DH
Brett Lawrie	-3B
Eric Thames	-LF
J.P. Arencibia	-C
Colby Rasmus	-CF
Ricky Romero	-P
John Farrell	-MGR

**2016****at TAMPA BAY**

Kevin Pillar	-CF
Josh Donaldson	-3B
Jose Bautista	-RF
Edwin Encarnacion	-DH
Troy Tulowitzki	-SS
Chris Colabello	-1B
Michael Saunders	-LF
Russell Martin	-C
Ryan Goins	-2B
Marcus Stroman	-P
John Gibbons	-MGR

**2020****at TAMPA BAY**

Bo Bichette	-SS
Cavan Biggio	-2B
Vladimir Guerrero Jr.	-1B
Travis Shaw	-3B
Randal Grichuk	-CF
Rowdy Tellez	-DH
Teoscar Hernandez	-RF
Derek Fisher	-LF
Danny Jansen	-C
Hyun Jin Ryu	-P
Charlie Montoyo	-MGR





***TORONTO BLUE JAYS RECORDS***

---

**CHRIS BASSITT**

# SEASON RECORDS

## CLUB STATISTICS

### YEAR-BY-YEAR RECORD

YEAR	WON-LOST	PCT	HOME	PCT	ROAD	PCT	POS	GB	MANAGER
1977	54-107	.335	25-55	.313	29-52	.358	7th	45.5	Roy Hartsfield
1978	59-102	.366	37-44	.457	22-58	.275	7th	50.0	Roy Hartsfield
1979	53-109	.327	32-49	.395	21-60	.259	7th	50.5	Roy Hartsfield
1980	67-95	.414	35-46	.432	32-49	.395	7th	36.0	Bob Mattick
1981	16-42	.276	17-36	.320	20-33	.377	7th	19.0	Bob Mattick
	21-27	.438					7th	7.5	Bob Mattick
1982	78-84	.481	44-37	.543	34-47	.420	16th	17.0	Bobby Cox
1983	89-73	.549	48-33	.593	41-40	.506	4th	9.0	Bobby Cox
1984	89-73	.549	49-32	.605	40-41	.494	2nd	15.0	Bobby Cox
1985	99-62	.615	54-26	.675	45-36	.556	1st	+2.0	Bobby Cox
1986	86-76	.531	42-39	.519	44-37	.543	4th	9.5	Jimmy Williams
1987	96-66	.593	52-29	.642	44-37	.543	2nd	2.0	Jimmy Williams
1988	87-75	.537	45-36	.556	42-39	.519	T3rd	2.0	Jimmy Williams
1989	89-73	.549	46-35	.568	43-38	.531	1st	+2.0	Williams/Gaston
1990	86-76	.531	44-37	.543	42-39	.519	2nd	2.0	Cito Gaston
1991	91-71	.562	46-35	.568	45-36	.556	1st	+7.0	Gaston/Tenace
1992	96-66	.593	53-28	.654	43-38	.531	1st	+4.0	Cito Gaston
1993	95-67	.586	48-33	.593	47-34	.580	1st	+7.0	Cito Gaston
1994	55-60	.478	33-26	.559	22-34	.393	3rd	+6.0	Cito Gaston
1995	56-88	.389	29-43	.403	27-45	.375	5th	31.0	Cito Gaston
1996	74-88	.457	35-46	.432	39-42	.481	4th	18.0	Cito Gaston
1997	76-86	.469	42-39	.519	34-47	.420	5th	22.0	Gaston/Queen
1998	88-74	.543	51-30	.630	37-44	.457	3rd	26.0	Tim Johnson
1999	84-78	.519	40-41	.494	44-37	.543	3rd	14.0	Jim Fregosi
2000	83-79	.512	45-36	.556	38-43	.469	3rd	4.5	Jim Fregosi
2001	80-82	.493	40-42	.488	40-40	.500	3rd	16.0	Buck Martinez
2002	78-84	.481	42-39	.519	36-45	.444	3rd	25.5	Martinez/Tosca
2003	86-76	.530	41-40	.506	45-36	.556	3rd	15.0	Carlos Tosca
2004	67-94	.416	40-41	.494	27-53	.338	5th	33.5	Tosca/Gibbons
2005	80-82	.494	43-38	.531	37-44	.457	3rd	15.0	John Gibbons
2006	87-75	.537	50-31	.617	37-44	.457	2nd	10.0	John Gibbons
2007	83-79	.512	49-32	.605	34-47	.420	3rd	13.0	John Gibbons
2008	86-76	.531	47-34	.580	39-42	.481	4th	11.0	Gibbons/Gaston
2009	75-87	.463	44-37	.543	31-50	.383	4th	28.0	John Farrell
2010	85-77	.525	45-33	.577	40-44	.476	4th	11.0	Cito Gaston
2011	81-81	.500	42-39	.519	39-42	.481	4th	16.0	John Farrell
2012	73-89	.451	41-40	.506	32-49	.395	4th	22.0	John Farrell
2013	74-88	.457	40-41	.494	34-47	.420	5th	23.0	John Gibbons
2014	83-79	.512	46-35	.568	37-44	.457	3rd	13.0	John Gibbons
2015	93-69	.574	53-28	.654	40-41	.494	1st	+6.0	John Gibbons
2016	89-73	.549	46-35	.568	43-38	.531	T2nd	4.0	John Gibbons
2017	76-86	.469	42-39	.519	29-52	.420	4th	17.0	John Gibbons
2018	73-89	.451	40-41	.494	33-48	.407	4th	35.0	John Gibbons
2019	67-95	.414	35-46	.432	32-49	.395	4th	36.0	Charlie Montoyo
2020	32-28	.533	17-9	.654	15-19	.441	3rd	8.0	Charlie Montoyo
2021	91-71	.562	47-33	.588	44-38	.537	4th	9.0	Charlie Montoyo
2022	92-70	.568	47-34	.580	45-36	.556	2nd	7.0	Montoyo/Schneider
2023	89-73	.549	43-38	.530	46-35	.568	3rd	12.0	John Schneider
<b>TOTAL</b>	<b>3687-3700</b>	<b>.499</b>	<b>1972-1716</b>	<b>.535</b>	<b>1715-1984</b>	<b>.464</b>			

BIOGRAPHIES

LAST SEASON

HISTORY

RECORDS

OPPONENTS

PLAYER DEV.

MEDIA & MISC.







P.O. Box 1838  
386 Church St. S.  
St. Marys, ON N4X 1C2

**Web site:** [www.baseballhalloffame.ca](http://www.baseballhalloffame.ca)  
**E-mail:** [baseball@baseballhalloffame.ca](mailto:baseball@baseballhalloffame.ca)  
**Phone:** (519) 284-1838

**Hours:**

[www.baseballhalloffame.ca](http://www.baseballhalloffame.ca)

**BOARD CHAIR**

Jeremy Diamond

**DIRECTOR OF OPERATIONS**

Scott Crawford

**CURATOR**

Christi Hudson

**2024 INDUCTION WEEKEND  
OPENING RECEPTION**

Thursday, June 13

**2024 CELEBRITY GOLF  
CLASSIC AND BANQUET**

Friday, June 14

**2024 HALL OF FAME  
INDUCTION CEREMONY**

Saturday, June 15

Induction ceremony:

2024 Class:


- Howard Birnie
- Paul Godfrey
- Rod Heisler
- Jimmy Key
- Russell Martin
- Ashley Stephenson

**TORONTO BLUE JAYS  
HALL-OF-FAMERS**

- 1985 - Ron Taylor
- 1986 - Bobby Prentice
- 1997 - Pat Gillick
- 1999 - Bobby Mattick
- 2000 - Jim Fanning
- 2001 - Dave McKay
- 2002 - Paul Beeston, Cito Gaston,  
Don McDougall
- 2003 - Joe Carter
- 2004 - N.E. (Peter) Hardy
- 2005 - Dave Stieb
- 2008 - Tony Fernandez, Peter  
Widdrington
- 2009 - Ernie Whitt
- 2010 - Roberto Alomar, Paul Quantrill
- 2011 - Tom Henke
- 2013 - George Bell, Rob Ducey,  
Tom Cheek
- 2014 - Jim Ridley
- 2015 - Carlos Delgado, Corey Koskie,  
Matt Stairs
- 2016 - Pat Hentgen, Howard Starkman,  
Tony Kubek
- 2017 - Roy Halladay
- 2018 - Lloyd Moseby
- 2019 - Gord Ash
- 2020 - Duane Ward, John Olerud,  
Jacques Doucet
- 2022 - Jeff Francis
- 2023 - Jesse Barfield, Denis Boucher

**NOTABLE BLUE JAYS  
ARTIFACTS AT THE HALL**

- Photo from 1st pitch in Blue Jays history
- 1992 & 1993 - World Series Rings
- Joe Carter's helmet from '93 World Series home run...SkyDome's homeplate from World Series...World Series MVP trophy from Paul Molitor
- Roy Halladay 2003 All-Star jersey, hat and cleats
- Tony Fernandez World Series glove
- John Olerud '93 All-Star game bat
- Mike Timlin '92 World Series jersey
- Russell Martin 2015 catching gear
- Matt Stairs game used bat
- Brett Lawrie game used bat
- Mark Teahen's cleats
- Roger Clemens Jersey
- Pitching rubber and seats from Exhibition Stadium
- Tom Cheek's microphone
- Dave Stieb's Jersey and spikes
- Paul Quantrill game used glove and jersey
- Brett Lawrie game used bat
- Carlos Delgado bat
- Player's Locker from 2020 season at Sahlen Field in Buffalo
- Jordan Romano Lansing Lugnuts jersey
- Ball from July 22, 2022, Toronto's club-record 28-run game



# CLINCHING/ELIMINATION DATES (DIVISION WINNER)

YEAR	DATE	GP	ELIMINATED/CLINCHED VS.	H/A	TOR-OPP	DIVISION WINNER	GBL
1977	Aug. 30	129	a Did Not Play	–	–	New York	33.0
1978	Aug. 29	133	b Texas	A	4-1	New York	30.5
1979	Aug. 19	123	California	A	2-4	Baltimore	41.0
1980	Sept. 7	137	c Chicago	H	7-6	New York	27.0
+1981	May 17	34	d Cleveland	A	0-1	New York	10.0
	Sept. 22	39	Oakland	H	2-4	Milwaukee	5.5
1982	Sept. 14	143	e Did Not Play	–	–	Milwaukee	19.0
1983	Sept. 21	153	Seattle	H	4-3	Baltimore	11.0
1984	Sept. 18	151	Boston	H	10-3	Detroit	13.0
1985	Oct. 5	160	New York	H	5-1	Toronto	+2.0
1986	Sept. 28	156	Boston	A	3-12	Boston	9.0
1987	Oct. 4	162	Detroit	A	0-1	Detroit	2.0
1988	Sept. 25	156	Cleveland	A	3-4	Boston	7.5
1989	Sept. 30	161	Baltimore	H	4-3	Toronto	+2.0
1990	Oct. 3	162	Baltimore	A	2-3	Boston	2.0
1991	Oct. 2	159	California	H	6-5	Toronto	+7.0
1992	Oct. 3	161	Detroit	H	3-1	Toronto	+3.0
1993	Sept. 27	156	Milwaukee	A	2-0	Toronto	+6.5
1994	SEASON ENDED DUE TO PLAYER STRIKE						
1995	Sept. 3	118	Chicago	A	5-6	Boston	24.5
1996	Sept. 13	147	New York	H	1-4	New York	16.5
1997	Sept. 9	144	f Anaheim	H	2-0	Baltimore	20.0
1998	Aug. 28	136	g New York	H	7-6	New York	29.0
1999	Sept. 19	150	Chicago	H	2-3	New York	13.5
2000	Sept. 28	159	Baltimore	A	1-23	New York	4.5
2001	Sept. 21	147	Tampa Bay	H	4-7	New York	16.0
2002	Sept. 3	138	Chicago	H	4-5	New York	25.5
2003	Sept. 13	148	h Baltimore	H	6-1	New York	16.0
2004	Sept. 4	136	Oakland	H	5-9	New York	27.5
2005	Sept. 20	150	i Baltimore	H	6-4	New York	15.0
2006	Sept. 19	151	New York	H	3-6	New York	13.0
2007	Sept. 14	147	j Baltimore	H	2-6	Boston	13.0
2008	Sept. 19	154	Boston	H	3-4	Tampa Bay	11.0
2009	Sept. 7	137	Minnesota	H	3-6	New York	28.0
2010	Sept. 18	148	k Baltimore	A	4-3	Tampa Bay	11.0
2011	Sept. 13	148	Boston	A	6-18	New York	16.0
2012	Sept. 19	146	New York	A	2-4 (GM 1)	New York	22.0
2013	Sept. 7	142	l Boston	A	11-2	Boston	23.0
2014	Sept. 16	150	Baltimore	A	2-8	Baltimore	13.0
2015	Sept. 30	156	Baltimore	A	15-2	Toronto	+6.0
2016	Sept. 28	158	Baltimore	H	2-3	Boston	4.0
2017	Sept. 15	148	m Boston	A	4-3	Boston	17.0
2018	Aug. 28	132	Baltimore	A	5-12	Boston	35.0
2019	Aug. 23	131	Seattle	A	4-7	New York	36.0
2020	Sept. 24	57	New York	H	4-1	Tampa Bay	8.0
2021	Oct. 3	162	n Boston	H	12-4	Tampa Bay	9.0
2022	Sept. 29	156	Did Not Play	–	–	New York	7.0
2023	Sept. 30	161	o Did Not Play	–	–	Baltimore	12.0

- a New York defeated Seattle, 6-5, to eliminate Blue Jays
- b Boston (leader on Aug. 29) defeated Seattle, 10-5, to eliminate Blue Jays
- c New York defeated California, 4-1, to eliminate Blue Jays, 2nd game of DH
- d 1st game of DH
- + Split-Season
- e Milwaukee defeated Detroit, 6-3, to eliminate Blue Jays
- f Baltimore defeated Detroit, 16-6, to eliminate Blue Jays
- g Baltimore defeated Cleveland, 9-3, to eliminate Blue Jays
- h New York defeated Tampa Bay in Gm #1 of double header, 6-5, to eliminate Blue Jays
- i Yankees defeated Orioles, 12-9, to eliminate Blue Jays
- j Yankees defeated Orioles, 2-1, to eliminate Blue Jays
- k Yankees defeated Orioles, 11-3, to eliminate Blue Jays
- l Red Sox defeated Yankees, 13-9, to eliminate Blue Jays
- m Red Sox defeated Rays, 13-6, to eliminate Blue Jays
- n Red Sox defeated Nationals, 7-5, to eliminate Blue Jays
- o Rangers defeated Mariners, 6-1, to clinch a postseason berth for the Blue Jays

MEDIA & MISC. | OPPONENTS | HISTORY | LAST SEASON | BIOGRAPHIES



## ALL-TIME WON-LOST BREAKDOWN

Year	Home	Road	vs East	vs Cent	vs West	vs NL	One-Run	Extra Inning	DH's W-L-S
1977	25-55	29-52	31-58	-	23-49	-	17-27	4-11	1-7-8
1978	37-44	22-58	28-61	-	31-41	-	23-30	7-8	3-8-6
1979	32-49	21-60	22-56	-	31-53	-	19-28	2-10	0-3-7
1980	35-46	32-49	28-50	-	39-45	-	23-21	10-8	5-1-4
1981	17-36	20-33	15-27	-	22-42	-	10-17	1-8	0-5-0
1982	44-37	34-47	33-45	-	45-39	-	28-30	10-5	3-3-2
1983	48-33	41-40	39-39	-	50-34	-	25-20	11-6	1-1-4
1984	49-32	40-41	37-41	-	52-32	-	34-25	6-12	2-4-1
1985	54-26	45-36	44-33	-	55-29	-	26-21	12-5	2-0-1
1986	42-39	44-37	42-36	-	44-40	-	22-25	10-13	1-2-1
1987	52-29	44-37	44-34	-	52-32	-	27-24	10-7	0-1-0
1988	45-36	42-39	47-31	-	40-44	-	21-17	6-6	0-0-0
1989	46-35	43-38	46-32	-	43-41	-	25-22	13-4	1-0-0
1990	44-37	42-39	42-36	-	44-40	-	24-27	4-8	0-0-0
1991	46-35	45-36	46-32	-	45-39	-	28-20	8-10	0-0-0
1992	53-28	43-38	45-33	-	51-33	-	28-20	7-2	0-0-2
1993	48-33	47-34	50-28	-	45-39	-	23-22	6-3	0-0-0
1994	33-26	22-34	13-22	24-25	18-13	-	13-15	3-6	0-0-1
1995	29-43	27-45	18-34	22-31	16-23	-	16-23	5-13	0-0-2
1996	35-46	39-42	22-30	30-32	22-26	-	19-22	7-10	0-0-0
1997	42-39	34-47	23-25	29-26	20-24	4-11	29-30	5-9	0-1-1
1998	51-30	37-44	27-21	28-26	24-20	9-7	28-17	8-8	0-1-0
1999	40-41	44-37	24-25	34-20	17-24	9-9	26-18	6-3	0-0-0
2000	45-36	38-43	28-21	28-25	18-24	9-9	21-19	2-6	0-0-0
2001	40-42	40-40	37-39	19-13	16-20	8-10	28-21	10-6	1-0-0
2002	42-39	36-45	41-35	16-16	12-24	9-9	23-21	4-8	0-0-0
2003	41-40	45-36	37-39	22-14	17-15	10-8	14-23	4-4	0-0-0
2004	40-41	27-53	29-46	13-19	17-19	8-10	17-22	4-7	0-1-1
2005	43-38	37-44	38-36	15-19	19-17	8-10	16-31	4-6	0-0-0
2006	50-31	37-44	43-31	18-17	17-18	9-9	20-10	7-1	0-0-0
2007	49-32	34-47	36-36	19-18	18-17	10-8	29-25	8-9	0-0-0
2008	47-34	39-42	37-35	24-12	17-19	8-10	24-32	6-9	0-0-0
2009	44-37	31-50	22-46	23-15	19-15	7-11	21-28	7-13	0-1-0
2010	45-33	40-44	39-33	22-19	17-14	7-11	24-28	4-6	0-0-1
2011	42-39	39-42	33-39	18-15	22-17	8-10	29-28	13-4	0-0-0
2012	41-40	32-49	29-43	21-16	14-21	9-9	15-25	7-6	0-0-1
2013	40-41	34-47	30-46	16-16	17-17	11-9	20-29	8-9	0-0-0
2014	46-35	37-44	39-37	16-16	15-19	13-7	15-20	5-8	0-0-0
2015	53-28	40-41	42-34	20-14	19-13	12-8	15-28	8-6	1-0-1
2016	46-35	43-38	40-36	18-15	18-15	13-7	21-25	4-9	0-0-0
2017	42-39	34-47	33-43	13-18	21-14	9-11	26-27	5-14	0-1-0
2018	40-41	33-48	30-46	18-15	12-21	13-7	23-17	10-6	1-0-1
2019	35-46	32-49	33-43	17-18	14-17	3-17	18-32	7-8	0-0-0
2020	17-9	15-19	22-18	-	-	10-10	13-10	5-6	1-1-1
2021	47-33	44-38	42-34	19-15	16-16	14-6	15-15	3-9	2-0-6
2022	47-34	45-36	43-33	19-15	17-15	13-7	30-20	8-7	1-2-2
2023	43-38	46-35	21-31	22-10	16-16	30-16	25-20	10-9	1-0-0

## DOUBLEHEADER

The Blue Jays have played 124 doubleheaders in franchise history and have a 27-43-54 record...The Blue Jays last played back-to-back doubleheaders on July 28-29, 1997 in Milwaukee and lost all four games...Toronto has played 10 back-to-back twin bills and are 2-6-2, including four straight doubleheaders over six days in 1978 from June 11-16...Have played 11 split gate doubleheaders (split DH do not count as doubleheaders)...In 1980, the Blue Jays posted their best doubleheader record at 5-1-4, while in 1978 they lost a franchise-high eight, winning three and splitting six.

### DOUBLEHEADER VS. EACH CLUB

TORONTO vs.	W	DH L	S
Baltimore	4	8	5
Boston	1	2	9
Chicago (AL)	4	1	6
Cleveland	5	4	12
Detroit	2	1	2
Kansas City	1	3	1
Los Angeles (AL)	1	0	2
Milwaukee	1	9	2
Minnesota	1	3	1
New York (AL)	2	5	5
Oakland	1	2	3
Philadelphia	1	1	0
Seattle	1	1	1
St. Louis	0	1	0
Tampa Bay	0	1	1
Texas	2	1	4
<b>TOTALS</b>	<b>27</b>	<b>43</b>	<b>54</b>

### DOUBLEHEADER SHUTOUTS

Did you know that the Blue Jays shut out opponents in both ends of a doubleheader only one time in franchise history? They beat Texas twice on July 18, 2021, winning 5-0 and 10-0 at Sahlen Field in Buffalo. Conversely, the Blue Jays have been shut out in both ends of a doubleheader twice, losing 8-0 and 6-0 to Boston in Toronto on September 5, 1977, and 15-0 and 2-0 to New York in Toronto on September 25, 1977.



## STANDING BY MONTH

Year	May 1st (GB)	June 1st (GB)	July 1st (GB)	Aug. 1st (GB)	Sept. 1st (GB)
1977	5 (-3.0)	7 (-9.0)	7 (-13.5)	7 (-23.0)	7 (-32.5)
1978	7 (-6.5)	7 (-16.0)	7 (-25.5)	7 (-27.0)	7 (-30.5)
1979	6 (-7.0)	7 (-19.0)	7 (-30.5)	7 (-39.5)	7 (-45.0)
1980	1 (+1.0)	3 (-5.5)	7 (-14.0)	7 (-18.5)	7 (-24.0)
*1981	7 (-5.0)	7 (-14.0)	—	—	6 (-3.0)
1982	5 (-5.0)	7 (-9.0)	7 (-11.0)	7 (-10.0)	7 (-17.5)
1983	6 (-2.0)	1 (+0.5)	1 (+2.0)	4 (-2.5)	5 (-7.5)
1984	2 (-6.0)	2 (-5.5)	2 (-10.0)	2 (-12.0)	2 (-9.5)
1985	1 (+0.5)	1 (+4.0)	1 (+3.5)	1 (+7.5)	1 (+5.0)
1986	7 (-5.0)	7 (-10.0)	5 (-10.5)	4 (-5.5)	2 (-3.5)
1987	3 (-5.5)	2 (-2.0)	2 (-2.0)	2 (-2.5)	2 (-1.0)
1988	6 (-7.0)	6 (-12.0)	T5 (-9.0)	6 (-11.5)	5 (-10.5)
1989	7 (-3.5)	7 (-7.5)	4 (-7.0)	2 (-3.0)	T1
1990	3 (-1.5)	1 (+0.5)	2 (-3.5)	T1	2 (-6.5)
1991	2 (-0.5)	T1	1 (+4.5)	1 (+6.0)	1 (+3.5)
1992	1 (+2.0)	1 (+1.0)	1 (+1.0)	1 (+4.5)	1 (+1.5)
1993	4 (-2.5)	T2 (-2.5)	1 (+2.0)	T1	1 (+1.5)
1994	4 (-3.0)	4 (-10.0)	5 (-15.5)	4 (-15.5)	—
1995	3 (-0.5)	3 (-6.5)	5 (-10.0)	5 (-10.0)	4 (-21.5)
1996	3 (-3.0)	3 (-6.5)	3 (-11.5)	3 (-15.0)	4 (-13.5)
1997	4 (-5.0)	3 (-10.0)	3 (-13.5)	3 (-17.0)	4 (-21.0)
1998	5 (-8.5)	3 (-11.5)	3 (-17.5)	4 (-25.5)	3 (-28.0)
1999	2 (-2.5)	3 (-8.0)	3 (-9.5)	2 (-6.0)	3 (-12.5)
2000	4 (-4.5)	3 (-4.0)	1 (+3.0)	3 (-4.5)	3 (-5.5)
2001	T1	3 (-4.0)	T4 (-8.5)	3 (-15.5)	3 (-14.0)
2002	5 (-8.5)	4 (-18.0)	4 (-15.5)	4 (-20.5)	4 (-25.5)
2003	4 (-11.5)	3 (-2.0)	3 (-6.5)	3 (-13.0)	3 (-16.5)
2004	4 (-8.5)	4 (-9.0)	4 (-16.5)	5 (-21.0)	5 (-27.5)
2005	3 (-4.0)	3 (-3.5)	3 (-6.0)	3 (-6.0)	3 (-11.5)
2006	T2 (-1.0)	3 (-2.5)	3 (-4.0)	3 (-6.5)	3 (-11.5)
2007	2 (-3.5)	3 (-11.5)	2 (-10.5)	3 (-11.0)	3 (-11.5)
2008	5 (-5.5)	3 (-4.0)	5 (-10.0)	4 (-9.5)	4 (-14.5)
2009	1 (+1.0)	3 (-2.0)	4 (-7.0)	4 (-12.0)	4 (-24.5)
2010	3 (-5.5)	3 (-3.5)	4 (-8.0)	4 (-12.5)	4 (-13.0)
2011	3 (-3.5)	4 (-3.0)	4 (-9.5)	4 (-12.0)	4 (-15.5)
2012	4 (-3.0)	T4 (-3.0)	5 (-8.5)	5 (-10.0)	5 (-16.0)
2013	5 (-8.5)	5 (-9.5)	5 (-8.5)	5 (-14.0)	5 (-18.5)
2014	3 (-2.5)	1 (+3.5)	1 (+1.0)	2 (-2.5)	3 (-10.0)
2015	5 (-2.5)	4 (-3.5)	4 (-1.0)	T2 (-6.0)	1 (+1.5)
2016	3 (-3.5)	3 (-4.0)	3 (-5.5)	T2 (-1.0)	1 (+1.0)
2017	5 (-8.0)	5 (-6.5)	5 (-8.5)	5 (-8.5)	5 (-15.0)
2018	3 (-5.0)	4 (-14.0)	4 (-16.0)	4 (-25.5)	4 (-31.0)
2019	3 (-5.5)	4 (-16.5)	4 (-24.0)	4 (-26.5)	4 (-34.0)
2020	—	—	—	4 (-2.5)	3 (-5.5)
2021	2 (3.5)	4 (6.0)	3 (7.5)	4 (8.0)	4 (14.5)
2022	2 (1.5)	2 (5.5)	2 (12.5)	2 (11.5)	3 (8.0)
2023	3 (4.5)	4 (10.0)	4 (11.0)	3 (6.5)	3 (10.5)

\* Split-Season

## IN FIRST PLACE

(BEFORE GAMES ON THE 1ST)

MAY 1st	JUNE 1st	JULY 1st	AUG. 1st	SEPT. 1st	OCT. 1st
1981	1983	1983	1985	1985	1987
1985	1985	1985	1991	1989	1989
1992	1991 (T)	1991	1992	1991	1991
2001 (T)	1992	1992	1993	1992	1992
	2014	1993		1993	1993
		2000		2015	2015
		2014		2016	



MEDIA & MISC. | PLAYER DEV. | OPPONENTS | RECORDS | HISTORY | LAST SEASON | BIOGRAPHIES

# PLAYING STATISTICS

## BATTING

YEAR	AVG	G	AB	R	H	TB	2B	3B	HR		BB	SO	SH-SF	HBP	SB-CS	SLG	OBP
									T-	H-A							
1977	.252	161	5418	605	1367	2099	230	41	100-	45-55	499	819	81-34	23	65-55	.365	.316
1978	.250	161	5430	590	1358	1947	217	39	98-	50-48	448	645	77-37	23	28-52	.359	.308
1979	.251	162	5423	613	1362	1968	253	34	95-	50-45	448	663	65-38	36	75-56	.363	.311
1980	.251	162	5571	624	1398	2131	249	53	126-	56-70	448	813	63-34	33	67-72	.383	.309
1981	.226	106	3521	329	797	1163	137	23	61-	34-27	284	556	44-18	20	66-57	.330	.286
1982	.262	162	5526	651	1447	2117	262	45	106-	62-44	415	749	48-50	28	118-81	.383	.314
1983	.277	162	5581	795	1546	2431	268	58	167-	101-66	510	810	36-54	32	131-72	.436	.338
1984	.273	163	5687	750	1555	2395	275	68	143-	59-84	460	816	35-49	52	193-67	.421	.331
1985	.269	161	5508	759	1482	2343	281	53	158-	75-83	503	807	21-44	30	143-77	.425	.331
1986	.269	163	5716	809	1540	2438	285	35	181-	87-94	496	848	24-49	33	110-59	.427	.329
1987	.269	162	5635	845	1514	2512	277	38	215-	101-114	555	970	30-35	38	126-50	.446	.336
1988	.268	162	5557	763	1491	2330	271	47	158-	78-80	521	935	34-50	31	107-36	.419	.332
1989	.260	162	5581	731	1449	2220	265	40	142-	64-78	521	923	30-53	31	144-58	.398	.323
1990	.265	162	5589	767	1479	2343	263	50	167-	93-74	526	970	18-62	28	111-52	.419	.328
1991	.257	162	5489	684	1412	2196	295	45	133-	75-58	499	1043	56-65	58	148-53	.400	.322
1992	.263	162	5536	780	1458	2292	265	40	163-	79-84	561	933	26-54	47	129-39	.414	.333
1993	.279	162	5579	847	1556	2434	317	42	159-	90-69	588	861	46-54	52	170-49	.436	.350
1994	.269	115	3962	566	1064	1679	210	30	115-	63-52	387	691	30-44	38	79-26	.424	.336
1995	.260	144	5036	642	1309	2058	275	27	140-	67-73	492	906	33-45	44	75-16	.409	.328
1996	.259	162	5599	766	1451	2354	302	35	177-	87-90	529	1105	38-37	92	116-38	.420	.331
1997	.244	162	5473	654	1333	2131	275	41	147-	68-79	487	1138	38-52	59	134-50	.389	.310
1998	.266	163	5580	816	1482	2499	316	19	221-	112-109	564	1132	43-49	87	184-81	.448	.340
1999	.280	162	5642	883	1580	2581	337	14	212-	96-116	578	1077	28-45	76	119-48	.457	.352
2000	.275	162	5677	861	1562	2664	328	21	244-	134-110	526	1026	29-34	60	89-34	.469	.341
2001	.263	162	5663	767	1489	2433	287	36	195-	94-101	470	1094	34-43	74	156-55	.430	.325
2002	.261	162	5581	813	1457	2399	305	38	187-	102-85	522	1142	17-57	53	71-18	.430	.327
2003	.279	162	5661	894	1580	2573	357	33	190-	94-96	546	1081	11-56	90	37-25	.455	.349
2004	.260	161	5531	719	1438	2231	290	34	145-	80-65	513	1083	20-42	71	58-31	.403	.328
2005	.265	162	5581	775	1480	2273	307	39	136-	76-60	486	955	21-56	89	72-35	.407	.331
2006	.284	162	5596	809	1591	2590	348	27	199-	121-78	514	906	16-52	63	65-33	.463	.348
2007	.259	162	5536	753	1434	2321	344	24	165-	90-75	533	1044	33-48	47	57-22	.419	.327
2008	.264	162	5503	714	1453	2198	303	32	126-	69-57	521	938	48-56	59	80-27	.399	.331
2009	.266	162	5696	798	1516	2508	339	13	209-	104-105	548	1028	24-49	45	73-23	.440	.333
2010	.248	162	5495	755	1364	2496	319	21	257-	146-111	471	1164	16-34	55	58-20	.454	.312
2011	.249	162	5559	743	1384	2295	285	34	186-	103-83	525	1184	31-47	48	131-52	.413	.317
2012	.245	162	5487	716	1346	2231	247	22	198-	102-96	473	1251	33-45	55	123-41	.407	.309
2013	.252	162	5537	712	1398	2274	273	24	185-	95-90	510	1123	29-38	38	112-41	.411	.318
2014	.259	162	5549	723	1435	2296	282	24	177-	98-79	502	1151	35-40	41	78-21	.414	.323
2015	.269	162	5509	891	1480	2518	308	17	232-	123-109	570	1151	36-62	54	88-23	.457	.340
2016	.248	162	5479	759	1358	2333	276	18	221-	107-114	632	1362	26-40	55	54-24	.426	.330
2017	.240	162	5499	693	1320	2265	269	5	222-	105-117	542	1327	25-35	51	53-24	.412	.312
2018	.244	162	5477	709	1336	2339	320	16	217-	115-102	499	1387	5-37	58	47-30	.427	.318
2019	.236	162	5493	726	1299	2352	270	21	247-	136-111	509	1514	14-28	45	51-20	.428	.305
2020	.255	60	2023	302	516	892	104	4	88-	43-45	203	508	8-12	12	33-6	.441	.325
2021	.266	162	5476	846	1455	2552	285	13	262-	135-127	496	1218	10-35	51	81-20	.466	.330
2022	.264	162	5555	775	1464	2395	307	12	200-	102-98	500	1242	8-33	55	67-35	.431	.329
2023	.256	162	5562	746	1423	2317	292	19	188-	85-103	550	1303	4-32	69	99-34	.417	.329

## SWITCH-HITTERS (57)

Roberto Alomar	IF	Cesar Izturis	IF	Jose Reyes	SS
Alan Ashby	C	Maicer Izturis	IF	Jarrod Saltalamacchia	C
Emilio Bonifacio	IF	Bobby Kielty	OF	David Segui	IF/DH
Bobby Brown	OF	Chris Latham	OF	Ruben Sierra	OF
Melky Cabrera	OF	Manny Lee	IF	Brian Simmons	OF
Domingo Ceden0	IF	Nelson Liriano	IF	Justin Smoak	IF
Dave Collins	OF	Felipe Lopez	IF	Yangervis Solarte	IF
Felipe Crespo	IF	Lee Mazzilli	OF/DH	Darnell Sweeney	IF
Jose Cruz Jr.	OF	Dave McKay	IF	Richard Urena	IF
Junior Felix	OF	Brian McRae	OF	Breyvic Valera	IF
Tony Fernandez	IF	Kendrys Morales	DH	Jonathan Villar	IF
Luis Figueroa	IF	Dioner Navarro	C	Omar Vizquel	IF
Freddy Galvis	IF	Otis Nixon	OF	Turner Ward	OF
Alfredo Griffin	IF	Roy Olmedo	OF	Mitch Webster	OF
John Hanson	IF	Jimmy Paredes	IF/OF	Devon White	OF
Allen Hattig	IF	Cliff Pennington	IF	Mark Whiten	OF
Tyler Heineman	C	Tomas Perez	IF	Ted Wilborn	OF
Dave Hollins	DH	Tony Phillips	OF	Mookie Wilson	OF
Orlando Hudson	IF	Dalton Pompey	OF	Gregg Zaun	C



# PITCHING

YEAR	W-L	ERA	G	CG	SHO	SV	IP	H	R	ER	HR	HB	BB	SO	WP
1977	54-107	4.57	161	40	3	20	1428.1	1538	822	726	152	20	623	771	62
1978	59-102	4.54	161	35	5	23	1429.1	1529	775	721	149	22	614	758	47
1979	53-109	4.82	162	44	7	11	1417.0	1537	862	759	165	40	594	613	64
1980	67-95	4.19	162	39	9	23	1466.0	1523	762	683	135	28	635	705	41
1981	37-69	3.81	106	20	4	18	953.1	908	466	404	72	36	377	451	41
1982	78-84	3.95	162	41	13	25	1443.2	1428	701	633	147	25	493	776	38
1983	89-73	4.12	162	43	8	32	1445.1	1434	726	662	145	42	517	835	25
1984	89-73	3.86	163	34	10	33	1464.0	1433	696	628	140	34	528	875	42
1985	99-62	3.31	161	18	9	47	1448.0	1312	588	529	147	26	484	823	36
1986	86-76	4.08	163	16	12	44	1476.0	1467	733	669	164	45	487	1002	38
1987	96-66	3.74	162	18	8	43	1454.0	1323	655	605	158	22	567	1064	56
1988	87-75	3.80	162	16	17	47	1449.0	1404	680	611	143	59	528	904	48
1989	89-73	3.58	162	12	12	38	1467.0	1408	651	584	99	45	478	849	58
1990	86-76	3.84	162	6	9	48	1454.0	1434	661	620	143	37	445	892	43
1991	91-71	3.50	162	10	16	60	1462.2	1301	622	569	121	43	523	971	55
1992	96-66	3.91	162	18	14	49	1440.2	1346	682	626	124	45	541	954	66
1993	95-67	4.21	162	11	11	50	1441.1	1441	742	674	134	32	620	1023	83
1994	55-60	4.70	115	13	4	26	1025.0	1053	579	535	127	32	482	832	54
1995	56-88	4.88	144	16	8	22	1292.2	1336	777	701	145	51	654	894	73
1996	74-88	4.57	162	19	7	35	1445.2	1476	809	734	187	36	610	1033	61
1997	76-86	3.92	162	19	16	34	1442.2	1453	694	628	167	39	497	1150	54
1998	88-74	4.28	163	10	11	47	1465.0	1443	768	697	169	45	587	1154	34
1999	84-78	4.92	162	14	9	39	1439.0	1582	862	787	191	53	575	1009	55
2000	83-79	5.14	162	15	4	37	1437.1	1615	908	821	195	64	560	978	37
2001	80-82	4.28	162	7	10	41	1462.2	1553	753	696	165	76	490	1041	33
2002	78-84	4.80	162	6	6	41	1438.1	1504	828	767	177	71	590	991	57
2003	86-76	4.69	162	14	6	36	1435.0	1560	826	748	184	57	485	984	56
2004	67-94	4.91	161	6	11	37	1421.0	1505	823	775	181	58	608	956	60
2005	80-82	4.06	162	9	8	35	1447.0	1475	705	653	185	68	444	958	39
2006	87-75	4.37	162	6	6	42	1428.1	1447	754	694	185	59	504	1076	53
2007	83-79	4.00	162	11	9	44	1448.2	1383	699	644	157	55	479	1067	42
2008	86-76	3.49	162	15	13	44	1446.2	1330	610	561	134	67	467	1184	51
2009	75-87	4.47	162	10	10	25	1451.0	1509	771	720	181	58	551	1181	43
2010	85-77	4.22	162	5	11	45	1440.2	1407	728	676	150	60	539	1184	69
2011	81-81	4.32	162	7	10	33	1458.2	1433	761	700	179	77	540	1169	73
2012	73-89	4.64	162	5	11	29	1443.2	1439	784	745	204	55	574	1142	56
2013	74-88	4.25	162	4	11	39	1452.0	1451	756	685	195	65	500	1208	54
2014	83-79	4.00	162	3	16	45	1443.0	1400	686	642	151	57	490	1199	43
2015	93-69	3.80	162	7	10	34	1441.0	1353	670	609	173	59	397	1117	62
2016	89-73	3.78	162	0	10	43	1459.1	1340	666	613	183	59	461	1314	50
2017	76-86	4.42	162	2	6	45	1465.0	1460	784	720	203	48	549	1372	53
2018	73-89	4.85	162	0	3	39	1433.2	1476	832	772	208	67	551	1298	71
2019	67-95	4.79	162	1	7	33	1440.1	1450	828	767	228	69	604	1332	70
2020	32-28	4.60	60	0	1	17	524.2	517	312	268	81	14	250	519	14
2021	91-71	3.91	162	1	14	34	1405.1	1257	663	610	209	75	473	1468	54
2022	92-70	3.87	162	0	10	46	1441.1	1356	679	620	180	76	424	1390	29
2023	89-73	3.78	162	1	15	51	1451.2	1326	671	610	198	62	488	1528	42

BIographies

LAST SEASON

HISTORY

RECORDS

OPPONENTS

PLAYER DEV.

MEDIA & MISC.





## BLUE JAYS PITCHERS WHOSE MLB DEBUT CAME AS A STARTER

\*TEAM RECORD IS 21-29 IN THESE CONTESTS

Pitcher	Date	Opp.	Dec./Line	Final Score
Jerry Garvin	April 10, 1977	CWS	W, 8.0, 6H, ER, 4BB, 2K	W, 3-1
Jeff Byrd	June 20, 1977	CLE	ND, 5.0, 5H, 3ER, 5BB, 4K	L, 8-5
Jim Clancy	July 26, 1977	TEX	L, 2.0, 5H, 5ER, 3BB, K	L, 14-0
Mike Darr	Sept. 6, 1977	BOS	L, 1.1, 3H, 5ER, 4BB, K, HR	L, 11-2
Phil Huffman	April 10, 1979	at CWS	W, 6.0, 7H, ER, 3K	W, 10-2
Dave Stieb	June 29, 1979	at BAL	L, 6.0, 6H, 5ER, 2BB, 5K, 2HR	L, 6-1
Butch Edge	Aug. 13, 1979	at OAK	W, 6.2, 6H, ER, 2BB, 5K	W, 4-2
Luis Leal	May 25, 1980	NYY	W, 7.2, 12H, 3ER, 4BB, HR	W, 9-6
Mark Eichorn	Aug. 30, 1982	BAL	L, 4.2, 6H, 5ER, 3BB, 5K, HR	L, 6-3
Matt Williams	Aug. 2, 1983	NYY	W, 5.0, 5H, 5ER, 4BB, 3K, 3HR	W, 13-6
David Wells	June 30, 1987	NYY	L, 4.0, 9H, 4ER, 2BB, 4K	L, 4-0
Alex Sanchez	May 23, 1989	MIN	ND, 6.0, 5H, ER, 5BB, K	W, 2-1
Mauro Gozzo	Aug. 8, 1989	TEX	W, 8.0, 3H, 3BB, 4K	W, 7-0
Denis Boucher	April 12, 1991	MIL	ND, 5.1, 5H, 3ER, BB, K, 2HR	W, 5-4
Juan Guzman	June 7, 1991	at BAL	L, 4.2, 6H, 4ER, 3BB, 4K	L, 5-3
Scott Brow	April 28, 1993	KC	L, 6.0, 5H, 4ER, 2BB, 2K	L, 5-3
Giovanni Carrara	July 29, 1995	OAK	W, 5.0, 7H, 5ER, 5BB, 2K, HR	W, 18-11
Jeff Ware	Sept. 2, 1995	at CWS	L, 1.1, 7H, 6ER, 3BB, K	L, 10-4
Chris Carpenter	May 12, 1997	at MIN	L, 3.0, 8H, 5ER, 3BB, 5K	L, 12-2
Roy Halladay	Sept. 20, 1998	at TB	ND, 5.0, 8H, 2ER, 2BB, 5K, HR	W, 7-5
Pasqual Coco	July 17, 2000	NYM	ND, 4.0, 5H, 4ER, 5BB, 2K, HR	L, 7-5
Brandon Lyon	Aug. 4, 2001	BAL	W, 7.1, 4H, ER, BB, 5K	W, 2-1
Mike Smith	April 26, 2002	at ANA	L, 4.0, 7H, 4ER, 2BB, K	L, 4-0
David Bush	July 2, 2004	at MON	L, 5.2, 4H, ER, BB, 4K	L, 2-0
Gustavo Chacin	Sept. 20, 2004	at NYY	W, 7.0, 4H, 3ER, 3BB, 2K	W, 6-3
Dustin McGowan	July 30, 2005	TEX	ND, 5.0, 2H, ER, 3BB, 6K	L, 3-2
Casey Janssen	April 27, 2006	BAL	ND, 4.0, 3H, 2ER, 3BB	L, 7-5
Ty Taubenheim	May 20, 2006	at COL	L, 5.0, 5H, 3ER, 3BB, 3K, HR	L, 5-1
Jesse Litch	May 15, 2007	BAL	W, 8.2, 4H, ER, 3BB, K	W, 2-1
David Purcey	April 18, 2008	DET	ND, 4.1, 2H, ER, 7BB, 3K	L, 8-4
Scott Richmond	July 30, 2008	TB	L, 5.1, 7H, 3ER, 4K, HR	L, 3-2
Ricky Romero	April 9, 2009	DET	W, 6.0, 7H, 2ER, 2BB, 5K, HR	W, 6-2
Robert Ray	May 2, 2009	BAL	ND, 5.2, 4H, 3ER, 4BB, 2K, HR	W, 5-4
Brett Cecil	May 5, 2009	CLE	ND, 6.0, 6H, ER, 6K	W, 10-6
Brad Mills	June 18, 2009	at PHI	ND, 3.2, 6H, 4ER, 4BB, 2K, 2HR	W, 8-7
Marc Rzepczynski	July 7, 2009	at TB	ND, 6.0, 2H, ER, 4BB, 7K	L, 3-1
Kyle Drabek	Sept. 15, 2010	at BAL	L, 6.0, 9H, 3ER, 3BB, 5K	L, 3-1
Zach Stewart	June 16, 2011	at BAL	ND, 7.0, 7H, 2ER, BB, 4K, HR	L, 4-3
Henderson Alvarez	Aug. 10, 2011	OAK	ND, 5.2, 8H, 3ER, BB, 4K, HR	W, 8-4
Drew Hutchison	April 21, 2012	at KC	W, 5.1, 8H, 5ER, 3BB, 4K, 2HR	W, 9-5
Sean Nolin	May 24, 2013	BAL	L, 1.1, 7H, 6ER, BB, HR	L, 10-6
Matt Boyd	June 27, 2015	TEX	L, 6.2, 9H, 4ER, 7K, 3HR	L, 4-0
Chris Rowley	Aug. 12, 2017	PIT	W, 5.1, 5H, 1ER, BB, 3K	W, 7-2
Ryan Borucki	June 26, 2018	at HOU	L, 6.0, 6H, 2ER, 4BB, 3K	L, 0-7
Sean Reid-Foley	Aug. 13, 2018	at KC	L, 5.0, 6H, 3ER, 3BB, 3K	L, 1-3
Trent Thornton	March 31, 2019	DET	ND, 5.0, 2H, OR, 0BB, 8K	L, 3-4
Anthony Kay	Sept. 7, 2019	at TB	ND, 5.2, 4H, 2ER, 3BB, 8K	L, 3-5
Thomas Hatch	July 26, 2020	at TB	ND, 2.1, 0H, OR, 2BB, 3K	L, 5-6
Nate Pearson	July 29, 2020	at WAS	ND, 5.0, 2H, OR, 2BB, 5K	L, 0-4
Alek Manoah	May 27, 2021	at NYY	W, 6.0, 2H, OR, 2BB, 7K	W, 2-0



## BLUE JAYS HITTING – TEAM

**BACK-TO-BACK HOME RUNS:** Bo Bichette/Vladimir Guerrero Jr., Sept. 24, 2023 at TB (9th inn.)

**BACK-TO-BACK-TO-BACK HOME RUNS:** Colby Rasmus/Jose Bautista/Edwin Encarnacion, June 19, 2012 at MIL (6th inn.)

**THREE HOME RUNS, ONE INNING:** Bo Bichette (1R), Brandon Belt (1R), George Springer (2R), Aug. 20, 2023 at CIN (4th inn.)

**FOUR HOME RUNS, ONE INNING:** Bo Bichette (2R), Alejandro Kirk (2R), Marcus Semien (3R), Teoscar Hernández (3R), Sept. 11, 2021 (2) (7th inn.)

**HOME RUNS BY FIRST TWO BATTERS OF A GAME:** Marcus Semien and Bo Bichette, May 16, 2021 vs. PHI

**20 or MORE HITS, ONE GAME:** May 23, 2023 at TB (27)

**THREE CONSECUTIVE 10-RUN GAMES:** Sept. 11-12, 2021

**FIVE or MORE STOLEN BASES:** June 6, 2015 vs. HOU

**NO STRIKEOUTS, BATTING:** May 31, 2023 vs. MIL

**10 OR MORE RUNS, ONE INNING:** 11 runs, 5th inning, July 22, 2022 at BOS

**HOME RUN BY PITCHER:** Marcus Stroman, May 18, 2017 at ATL

## BLUE JAYS HITTING – INDIVIDUAL

**LEADOFF HOME RUN:** George Springer, Sept. 19, 2023 at NYY

**INSIDE-THE-PARK HOME RUN:** George Springer, Sept. 24, 2023 at TB

**GRAND SLAM HOME RUN:** Vladimir Guerrero Jr., May 23, 2023 at TB

**PINCH-HIT HOME RUN:** Cavan Biggio, June 13, 2023 at BAL

**PINCH-HIT GRAND SLAM:** Justin Smoak, Aug. 31, 2018 at MIA

**WALK-OFF HOME RUN:** Danny Jansen, May 17, 2023 vs. NYY (10th inn.)

**TWO HOME RUNS, ONE GAME:** Vladimir Guerrero Jr., Sept. 24, 2023 at TB

**THREE HOME RUNS, ONE GAME:** Bo Bichette, Sept. 5, 2022 at BAL (GM 2)

**FOUR HOME RUNS, ONE GAME:** Carlos Delgado, Sept. 25, 2003 vs. TB

**TWO PLAYERS, MULTI-HR GAME, SAME GAME:** Brandon Drury and Teoscar Hernández, July 27, 2019 vs. TB

**TWO HOME RUNS, SAME INNING:** Edwin Encarnacion, July 26, 2013 vs. HOU (7th inn.)

**HOME RUNS FROM BOTH SIDES OF THE PLATE, ONE GAME:** Justin Smoak, July 13, 2018 at BOS

**HOME RUN, FIRST MAJOR LEAGUE AT-BAT:** Davis Schneider, Aug. 4, 2023 at BOS

**HOME RUN, FIRST MAJOR LEAGUE HIT:** Davis Schneider, Aug. 4, 2023 at BOS

**MULTI-HR GAME, MLB DEBUT:** J.P. Arencibia, Aug. 7, 2010 vs. TB (2-HR)

**HIT, FIRST MAJOR LEAGUE PLATE APPEARANCE:** Davis Schneider, Aug. 4, 2023 at BOS (HR)

**HOME RUN INTO ROGERS CENTRE FIFTH DECK:** Josh Donaldson, May 30, 2017 vs. CIN

**SIX HITS, ONE GAME:** Lourdes Gurriel Jr., July 22, 2022 at BOS

**TWO HITS, SAME INNING (two or more players):** Bo Bichette, Teoscar Hernández, and Lourdes Gurriel Jr., July 22, 2022 at BOS (5th inning)

**HOME RUNS IN FIRST TWO INNINGS:** Lyle Overbay, June 30, 2006 vs. PHI

**THREE TRIPLES (ONE INNING, TEAM):** Eric Thames, Rajai Davis and Jayson Nix, June 1, 2011 vs. CLE

**FOUR OR MORE STEALS, ONE GAME:** Rajai Davis, July 28, 2013 vs. HOU (4)

**STRAIGHT STEAL OF HOME:** Lourdes Gurriel Jr., April 9, 2019 at BOS

**STEAL OF HOME (double steal):** Devon Travis, Sept. 11, 2018 at BOS

**MULTI-HIT GAME BY PITCHER:** Trent Thornton (2), May 14, 2019 at SF

**BATTING FOR THE CYCLE:** Cavan Biggio, Sept. 17, 2019 at BAL



**BLUE JAYS PITCHING – TEAM****NO-HITTER:** Sept. 2, 1990 at CLE**ONE-HITTER:** July 24, 2016 vs. SEA**SHUTOUT:** Sept. 28, 2023 vs. NYY**BACK-TO-BACK SHUTOUTS:** April 25-26, 2023 (vs. CWS)**BACK-TO-BACK-TO-BACK SHUTOUTS:** May 21-23, 1983 (vs. BAL, BAL & DET)**BACK-TO-BACK 1-0 SHUTOUTS:** June 12 and June 13, 1991 at CLE**1-0 GAME, WIN:** Aug. 9, 2023 at CLE**1-0 GAME, LOSS:** Aug. 18, 2023 at CIN**BLUE JAYS PITCHING – INDIVIDUAL****NO-HITTER:** Dave Stieb, Sept. 2, 1990 at CLE**ONE-HITTER:** Shaun Marcum, Aug. 16, 2010 at OAK**TEN OR MORE STRIKEOUTS:** Chris Bassitt, Sept. 28, 2023 vs. NYY (12)**SHUTOUT:** Chris Bassitt, May 12, 2023 vs. ATL**BACK-TO-BACK COMPLETE GAMES:** Mark Buehrle, May 29, 2015 at MIN and June 3, 2015 at WAS**BACK-TO-BACK COMPLETE GAME WINS:** Mark Buehrle, May 29, 2015 at MIN and June 3, 2015 at WAS**FOUR CONSECUTIVE COMPLETE GAMES:** Roy Halladay, April 12, 2008 at TEX, April 17, 2008 vs. TEX, April 23, 2008 at TB and April 29, 2008 at BOS**BACK-TO-BACK SHUTOUTS:** Roy Halladay, Sept. 25, 2009 vs. SEA and Sept. 30, 2009 at BOS**10+ INNINGS PITCHED:** Roy Halladay, April 13, 2007 vs. DET**SIX STRIKEOUTS TO START A GAME:** Aaron Sanchez, July 28, 2019 vs. TB (club record)**POSITION PLAYER PITCHING:** Ernie Clement, June 19, 2023 at MIA**PITCHER PLAYING POSITION:** Dave Stieb, Aug. 29, 1980 vs. MIN (left field)**BLUE JAYS MISCELLANEOUS – TEAM****TRIPLE PLAY:** April 20, 2012 at KC**TURNED FIVE OR MORE DOUBLE PLAYS:** April 9, 2011 at LAA (13.2 innings)**FOUR-GAME SWEEP:** May 26-29, 2022 at LAA**TIE GAME:** April 26, 1998 at CWS (5-5)**FOUR CONSECUTIVE EXTRA-INNING GAMES:** Sept. 16-20, 1991**SUSPENDED GAME:** Aug. 15, 2020 vs. TB (4th inning due to rain), completed Aug. 16 (lost 3-2)**RAIN-SHORTENED GAME:** Oct. 3, 2022 at BAL (7.5 inn, won 5-1)**GAME POSTPONED:** July 5, 2023 at CWS**DOUBLEHEADER:** July 6, 2023 at CWS**DOUBLEHEADER SWEEP:** July 6, 2023 at CWS**SPLIT DOUBLEHEADER:** Sept. 13, 2022 vs. TB**PLAYER EJECTION:** George Springer, Aug. 10, 2023 at CLE**MANAGER EJECTION:** John Schneider, Aug. 10, 2023 at CLE**POSITION PLAYERS WHO PITCHED FOR THE BLUE JAYS**

Player	Position	Year	W-L	ERA	G	IP	H	ER	BB	SO
Kusick, Craig	1B	1979	0-0	4.91	1	3.2	3	2	0	0
Bailor, Bob	INF/OF	1980	0-0	7.71	3	2.1	4	2	1	0
Leach, Rick	1B/OF	1984	0-0	27.00	1	1.0	2	3	2	0
Menechino, Frank	INF	2004	0-0	0.00	1	0.1	2	0	0	0
McCoy, Mike	INF/OF	2011	0-0	0.00	1	1.0	0	0	0	0
Mathis, Jeff	C	2012	0-0	9.00	2	2.0	4	2	1	0
Tolleson, Steve	INF	2014	0-0	0.00	2	1.0	1	0	0	1
Pennington, Cliff**	INF	2015	0-0	0.00	1	0.2	2	0	0	0
Goins, Ryan#	INF	2016	0-0	0.00	1	1.0	2	0	1	0
Barney, Darwin#	INF	2016	0-1	9.00	1	1.0	1	1	0	1
Morales, Kendrys	DH	2018	0-0	0.00	1	1.0	0	0	1	0
Maile, Luke	C	2019	0-0	0.00	2	2.0	1	0	0	3
Urena, Richard	INF	2019	0-0	36.00	1	1.0	4	4	1	0
Espinal, Santiago	INF	2020	0-0	9.00	2	2.0	3	2	1	0
Whit Merrifield	UTIL	2022	0-0	18.00	1	1.0	2	2	0	0
Ernie Clement	INF	2023	0-0	9.00	1	1.0	3	1	0	0

\*\*playoff game

#Appeared in same game



**OPPONENTS HITTING – TEAM****BACK-TO-BACK HOME RUNS:** Cal Raleigh/Dylan Moore, July 22, 2023 at SEA (3rd inn.)**BACK-TO-BACK-TO-BACK HOME RUNS:** Brett Gardner/DJ LeMahieu/Luke Voit, Sept. 17, 2020 at NYY (4th inn.)**THREE HOME RUNS, ONE INNING:** Cal Raleigh, Dylan Moore, Julio Rodríguez, July 22, 2023 at SEA (3rd inn.)**FOUR HOME RUNS, ONE INNING:** Brett Gardner, Matt Holliday, Starlin Castro, Didi Gregorius, June 3, 2017 vs. NYY (8th inn.)**FIVE HOME RUNS, ONE INNING:** Brett Gardner, DJ LeMahieu, Luke Voit, Giancarlo Stanton and Gleyber Torres, Sept. 17, 2020 at NYY (4th inn.)**SIX or MORE HOME RUNS, ONE GAME:** July 19, 2021 vs. BOS (6)**TWO GRAND SLAMS, ONE GAME:** Ramon Hernandez and Miguel Tejada, Aug. 24, 2003 vs. OAK**HOME RUNS BY FIRST TWO BATTERS OF A GAME:** Brett Gardner and Aaron Judge, July 7, 2018 vs. NYY**20 or MORE HITS, ONE GAME (9-inning game):** May 25, 2019 vs. SD (20)**THREE CONSECUTIVE 10-RUN GAMES:** Sept. 15-17, 2020 at NYY**OPPONENTS HITTING – INDIVIDUAL****LEADOFF HOME RUN:** Yandy Díaz, Sept. 23, 2023 at TB**INSIDE-THE-PARK HOME RUN:** Victor Reyes, Aug. 27, 2021 at DET**GRAND SLAM HOME RUN:** Jonathan Aranda, Oct. 1, 2023 vs. TB**PINCH-HIT HOME RUN:** Tyler Stephenson, Aug. 20, 2023 at CIN**PINCH-HIT GRAND SLAM:** Gregg Zaun, Aug. 16, 2009 at TB**WALK-OFF HOME RUN:** Christian Encarnacion-Strand, Aug. 18, 2023 at CIN**TWO HOME RUNS, ONE GAME:** Aaron Judge, Sept. 27, 2023 vs. NYY**THREE HOME RUNS, ONE GAME:** Ryan Mountcastle, June 19, 2021 at BAL**HOME RUNS FROM BOTH SIDES OF THE PLATE, ONE GAME:** Ozzie Albies, July 11, 2018 at ATL**HOME RUN INTO ROGERS CENTRE FIFTH DECK:** Austin Meadows and Brandon Lowe, April 12, 2019 vs. TB**FIVE HITS, ONE GAME:** Jarren Duran, July 2, 2023 vs. BOS**FOUR OR MORE STEALS, ONE GAME:** Michael Taylor, June 17, 2018 vs. WAS (4)**STRAIGHT STEAL OF HOME:** Erick Aybar, Sept. 20, 2011 vs. LAA**BATTING FOR THE CYCLE:** Rajai Davis, July 2, 2016 at CLE**OPPONENTS PITCHING – TEAM****PERFECT GAME:** May 15, 1981 at CLE**NO-HITTER:** Sept. 1, 2019 vs. HOU**ONE-HITTER:** July 24, 2019 vs. CLE**SHUTOUT:** Sept. 27, 2023 vs. NYY**BACK-TO-BACK SHUTOUTS:** Sept. 26, 2023 vs. NYY and Sept. 27, 2023 vs. NYY**BACK-TO-BACK 1-0 SHUTOUTS:** Aug. 25, 1990 vs. BOS and Aug. 26, 1990 vs. BOS**OPPONENTS PITCHING – INDIVIDUAL****PERFECT GAME:** Len Barker, May 15, 1981 at CLE**NO-HITTER:** Justin Verlander, Sept. 1, 2019 vs. HOU**ONE-HITTER:** Shane Bieber, July 24, 2019 vs. CLE**TEN OR MORE STRIKEOUTS:** Michael King, Sept. 20, 2023 at NYY (13)**15 OR MORE STRIKEOUTS:** Chris Sale, May 11, 2018 vs. BOS (15)**SHUTOUT:** Zach Eflin, Sept. 18, 2020 at PHI (G1 - 7.0 IP)**BACK-TO-BACK SHUTOUTS:** Mike Mussina, Sept. 26, 1995 vs. BAL and Scott Erickson, Sept. 27, 1995 vs. BAL**OPPONENTS MISCELLANEOUS – TEAM****TRIPLE PLAY:** Sept. 18, 2022 vs. BAL**TURNED FIVE OR MORE DOUBLE PLAYS:** April 18, 2016 at BOS**FOUR-GAME SWEEP:** Sept. 11-14, 2023 vs. TEX**FIVE-GAME SWEEP:** July 1-4, 2002 at BOS

# ATTENDANCE RECORDS

Due to the COVID-19 pandemic, no fans attended any MLB regular-season games in 2020. Toronto was limited to 26 home dates over the course of the campaign, playing those contests at Sahlen Field in Buffalo, NY.

In 2021, Toronto played its first 21 home games at TD Ballpark in Dunedin, FL, the next 23 at Sahlen Field, and finished with 36 games at Rogers Centre after a return home on July 30. The club experienced various seating restrictions at each venue.

## 2023 ATTENDANCE

### BLUE JAYS

AMERICAN LEAGUE CLUB		AT HOME		ON THE ROAD		
CLUB	DATES	TOTAL	AVERAGE	DATES	TOTAL	AVERAGE
BALTIMORE	7	267,148	38,164	6	113,832	18,972
BOSTON	6	240,318	40,053	7	222,565	31,795
NEW YORK	7	233,677	33,382	6	233,299	38,883
TAMPA BAY	6	242,229	40,372	7	103,863	14,838
CHICAGO	3	90,279	30,093	2	52,865	26,433
CLEVELAND	3	124,657	41,552	4	82,797	20,699
DETROIT	3	103,545	34,515	3	90,727	30,242
HOUSTON	4	109,069	27,267	3	104,020	34,673
KANSAS CITY	3	103,211	34,404	4	43,349	10,837
LOS ANGELES	3	125,913	41,971	3	120,361	40,120
MINNESOTA	3	118,885	39,628	3	85,197	28,399
OAKLAND	3	117,777	39,259	3	17,684	5,895
SEATTLE	3	123,047	41,016	3	129,703	43,234
TEXAS	4	117,019	29,255	3	112,206	37,402
<b>AL TOTALS</b>	<b>58</b>	<b>2,116,774</b>	<b>36,496</b>	<b>57</b>	<b>1,512,468</b>	<b>26,535</b>

NATIONAL LEAGUE CLUB		AT HOME		ON THE ROAD		
CLUB	DATES	TOTAL	AVERAGE	DATES	TOTAL	AVERAGE
ARIZONA	3	122,739	40,913	-	-	-
ATLANTA	3	117,283	39,094	-	-	-
CHICAGO	3	126,359	42,120	-	-	-
CINCINNATI	-	-	-	3	98,494	32,831
COLORADO	-	-	-	3	100,125	33,375
LOS ANGELES	-	-	-	3	141,467	47,156
MIAMI	-	-	-	3	37,736	12,579
MILWAUKEE	3	117,194	39,065	-	-	-
NEW YORK	-	-	-	3	122,510	40,837
PHILADELPHIA	2	85,316	42,658	2	76,302	38,151
PITTSBURGH	-	-	-	3	81,347	27,116
SAN DIEGO	3	128,824	42,941	-	-	-
SAN FRANCISCO	3	100,450	33,483	-	-	-
ST. LOUIS	-	-	-	3	137,635	45,878
WASHINGTON	3	106,965	35,655	-	-	-
<b>NL TOTALS</b>	<b>23</b>	<b>905,130</b>	<b>39,353</b>	<b>23</b>	<b>795,616</b>	<b>34,592</b>
<b>TOTALS</b>	<b>81</b>	<b>3,021,904</b>	<b>37,307</b>	<b>80</b>	<b>2,308,084</b>	<b>28,851</b>

### AMERICAN LEAGUE

CLUB	TOTAL	HOME AVERAGE	DATES	TOTAL	ROAD AVERAGE	DATES
NEW YORK	3,269,016	40,863	80	2,638,432	32,573	81
HOUSTON	3,052,347	37,683	81	2,331,193	28,780	81
<b>TORONTO</b>	<b>3,021,904</b>	<b>37,307</b>	<b>81</b>	<b>2,308,084</b>	<b>28,851</b>	<b>80</b>
SEATTLE	2,690,418	33,215	81	2,288,273	28,250	81
BOSTON	2,672,130	32,989	81	2,393,278	29,547	81
LOS ANGELES	2,640,575	32,600	81	2,512,194	31,402	80
TEXAS	2,533,044	31,272	81	2,099,720	25,922	81
MINNESOTA	1,974,124	24,372	81	2,207,176	27,249	81
BALTIMORE	1,936,798	23,911	81	2,383,042	29,420	81
CLEVELAND	1,834,068	23,514	78	2,115,076	26,438	80
CHICAGO	1,669,628	21,405	78	2,207,858	27,598	80
DETROIT	1,612,876	20,946	77	2,147,670	26,846	80
TAMPA BAY	1,440,301	17,781	81	2,274,144	28,076	81
KANSAS CITY	1,307,052	16,136	81	2,137,156	27,053	79
OAKLAND	832,352	10,276	81	2,163,667	26,712	81



# ALL-TIME ATTENDANCE

## RECORDS

### (REGULAR SEASON)

Largest Home (Rogers Centre)	50,560	Fri., April 8/05	Boston
Smallest Home (Rogers Centre)	10,314	Mon., April 19/10	Kansas City
Largest Home (Exhibition Stadium)	47,828	Wed., July 1/87	New York (AL)
Smallest Home (Exhibition Stadium)	10,074	Tues., April 17/79	Chicago (AL)
Largest Home (Sahlen Field)	14,607	Wed., July 21/21	Boston
Smallest Home (Sahlen Field)	5,321	Tue., June 1/21	Miami
Largest Home (TD Ballpark)	1,641	Mon., May 24/21	Tampa Bay
Smallest Home (TD Ballpark)	1,107	Sun., May 16/21	Philadelphia
Largest Opening Day	50,560	Fri., April 8/05	Boston
Largest Day Game	61,753	Sat., April 19/80	at Cleveland
Smallest Day Game	746	Wed., April 9/97	at Chicago (AL)
Largest Night Game	61,340	Fri., May 23/86	at Cleveland
Smallest Night Game	1,289	Tues., Aug. 14/79	at Oakland
Doubleheader – Home	63,606	Sat., July 2/22	Tampa Bay
Series, Four Dates (Home)	202,093	July 29-Aug. 1/93 (4 Games)	Detroit
Series, Four Dates (Road)	214,510	Sept. 12-15/85 (4 Games)	at New York (AL)
Series, Three Dates (Home)	151,584	Sept. 21-23/93 (3 Games)	Boston
Series, Three Dates (Road)	161,793	Sept. 29, 30, Oct. 1/06 (3 Games)	at New York (AL)
Series, Two Dates (Home)	101,036	July 27,28/93 (2 Games)	Baltimore
Series, Two Dates (Road)	91,522	July 16, 17/97 (2 Games)	at Texas
Largest Road	61,753	Sat., April 19/80	at Cleveland
Smallest Road	746	Wed., April 9/97	at Chicago
Season, Home	4,057,947	1993	
Season, Road	2,549,438	1993	
Season, Home & Road	6,607,385	1993	

## OPPONENTS IN TORONTO

	LARGEST		SMALLEST	
BALTIMORE	50,528	June 25/94	11,080	Sept. 13/79
BOSTON	50,560	April 8/05	10,428	April 23/82
CHICAGO (AL)	47,171	June 17/17	10,074	April 17/79
CLEVELAND	50,533	April 9/93	10,173	April 20/83
DETROIT	50,532	July 31/93	10,087	April 13/82
HOUSTON (AL)	47,505	Aug. 13/16	13,123	April 8/14
KANSAS CITY	50,531	July 16/93	10,169	April 17/78
LOS ANGELES (AL)	50,529	Sept. 11/93 & May 29/94	11,295	May 15/78
MILWAUKEE (AL)	50,517	Aug. 6/93	10,127	April 14/83
MINNESOTA	50,530	Aug. 10/93	10,155	May 1/79
NEW YORK (AL)	50,530	June 11/94	13,306	April 19/78
OAKLAND	50,529	Sept. 8/93	11,339	May 9/78
SEATTLE	50,527	Aug. 20/93	10,213	June 11/79
TAMPA BAY	48,414	April 13/15	13,002	June 3/02
TEXAS	50,529	July 23/94	10,101	April 27/82
ARIZONA	46,967	June 22/16	14,259	June 11/04
ATLANTA	45,563	June 20/18	16,885	June 11/01
CHICAGO (NL)	42,585	Aug. 12/23	16,879	Sept.8/14
CINCINNATI	44,058	May 31/17	25,129	June 26/08
COLORADO	33,910	June 24/07	20,032	June 7/02
HOUSTON (NL)	21,494	May 21/11	15,478	May 20/11
LOS ANGELES (NL)	47,156	May 7/16	22,763	June 19/07
MIAMI	44,106	June 10/15	17,582	June 8/15
MILWAUKEE (NL)	48,456	April 11/17	17,615	June 17/05
MONTREAL	50,436	July 1/97	20,074	July 6/01
NEW YORK (NL)	37,252	July 1/98	23,129	July 17/00
PHILADELPHIA	45,512	July 1/11	16,446	May 7/14
PITTSBURGH	46,179	Aug. 12/17	14,090	June 10/03
SAN DIEGO	47,301	July 27/16	19,480	May 25/19
SAN FRANCISCO	36,685	June 28/23	18,081	June 10/02
ST. LOUIS	45,726	June 8/14	20,032	June 13/05
WASHINGTON	41,677	June 13/12	17,067	June 28/06

\*The tables on this page do not reflect the COVID-related seating restrictions in 2021.





## BLUE JAYS ON THE ROAD

AT	LARGEST		SMALLEST	
BALTIMORE	47,900	June 27/97	7,053	Sept. 6/79
BOSTON	38,347	May 21/09	7,542	April 16/82
CHICAGO (AL)	42,796	July 25/91	746	April 9/97
CLEVELAND	61,340	May 23/86	2,724	April 28/77
DETROIT	52,528	April 7/78	6,210	Sept. 22/80
HOUSTON (AL)	42,174	June 16/19	15,777	May 14/15
KANSAS CITY	41,086	April 8/85	9,593	April 27/09
LOS ANGELES (AL)	61,292	July 4/95	10,239	June 7/77
MILWAUKEE (AL)	53,852	May 6/79	5,298	April 21/82
MINNESOTA	53,067	April 8/88	2,830	Sept. 20/82
NEW YORK (AL)	55,367	May 27/78	8,848	Sept. 8/03
OAKLAND	46,770	July 4/85	1,289	Aug. 14/79
SEATTLE	56,120	April 6/93	4,113	June 1/79
TAMPA BAY	41,546	April 3/01	5,786	May 28/19
TEXAS	48,336	May 19/01	6,819	May 13/82
ARIZONA	39,062	June 22/02	16,155	Sept. 4/13
ATLANTA	48,338	June 27/98	15,178	Sept. 16/15
CHICAGO (NL)	41,814	Aug. 18/17	38,086	June 8/05
CINCINNATI	42,530	June 21/14	28,277	June 6/03
COLORADO	40,445	Sept. 2/23	26,011	May 19/06
MIAMI	27,888	June 24/12	9,809	June 20/23
HOUSTON (NL)	34,925	June 11/05	28,607	June 10/05
LOS ANGELES (NL)	52,173	June 8/07	24,977	June 20/02
MILWAUKEE	42,221	Aug. 19/14	26,607	May 24/17
MONTREAL	22,489	July 9/00	7,015	June 17/01
NEW YORK (NL)	42,637	June 2/23	14,513	Sept. 3/97
PHILADELPHIA	44,958	June 16/09	18,279	July 13/01
PITTSBURGH	34,882	May 6/23	14,903	Sept. 4/22
SAN DIEGO	40,511	June 18/04	20,380	June 2/13
SAN FRANCISCO	41,981	May 5/13	37,574	June 12/07
ST. LOUIS	47,649	March 30/23	28,840	June 4/03
WASHINGTON	39,859	June 25/05	20,860	June 19/09

## TWENTY LARGEST HOME CROWDS

ATTENDANCE	DATE	OPPONENT
50,560*	Friday, April 8, 2005	Boston
50,533*	Friday, April 9, 1993	Cleveland
50,532	Saturday, July 31, 1993	Detroit
50,532	Wednesday, Sept. 22, 1993	Boston
50,531	Friday, July 16, 1993	Kansas City
50,530	Tuesday, Aug. 10, 1993	Minnesota
50,530	Saturday, June 11, 1994	New York (AL)
50,529	Thursday, Sept. 8, 1993	Oakland
50,529	Saturday, Sept. 10, 1993	California
50,529	Sunday, May 29, 1994	California
50,529	Saturday, July 23, 1994	Texas
50,528	Thursday, June 17, 1993	Boston
50,528	Thursday, July 29, 1993	Detroit
50,528	Thursday, July 23, 1993	Boston
50,528	Saturday, June 25, 1994	Baltimore
50,527	Thursday, Aug. 12, 1993	Minnesota
50,527	Friday, Aug. 20, 1993	Seattle
50,527	Saturday, Sept. 25, 1993	New York (AL)
50,527	Tuesday, Aug. 9, 1994	Cleveland
50,525	Thursday, July 8, 1993	Texas
50,525	Wednesday, Aug. 11, 1993	Minnesota
50,525	Wednesday, Aug. 25, 1993	Cleveland

\*Home Opener



## HOW THEY HAVE DRAWN

### ATTENDANCE RECAP 1977-2023

#### AMERICAN LEAGUE

RANK	CLUB	DATES	ATTENDANCE	AVERAGE
1	NEW YORK	343	12,024,128	35,056
2	BOSTON	348	10,887,368	31,286
3	BALTIMORE	350	9,885,414	28,244
4	DETROIT	227	7,379,838	32,510
5	OAKLAND	217	6,486,515	29,892
6	CLEVELAND	214	6,446,306	30,123
7	TEXAS*	217	6,283,235	28,955
8	LOS ANGELES	220	6,199,668	28,180
9	KANSAS CITY	212	6,166,906	29,089
10	MINNESOTA	202	6,027,748	29,840
11	CHICAGO	212	6,018,821	28,391
12	SEATTLE	214	5,948,676	27,798
13	TAMPA BAY	221	5,503,411	24,902
14	MILWAUKEE**	132	4,287,086	32,478
15	HOUSTON***	33	943,154	28,580
<b>AL TOTALS</b>		<b>3,362</b>	<b>100,488,274</b>	<b>29,889</b>

\* Includes game in Puerto Rico to start 2001 season. Includes games at TD Ballpark and Sahlen Field in 2021.

\*\* Milwaukee moved over to the NL in 1998

\*\*\* Houston moved to the AL in 2013

#### NATIONAL LEAGUE

RANK	CLUB	DATES	ATTENDANCE	AVERAGE
1	PHILADELPHIA*	34	956,518	28,133
2	ATLANTA	29	809,579	27,917
3	MONTREAL	23	653,721	28,423
4	WASHINGTON	20	495,433	24,772
5	NEW YORK	16	474,994	29,687
6	CHICAGO	15	462,351	30,823
7	MIAMI	17	382,324	22,490
8	LOS ANGELES	12	361,376	30,115
9	CINCINNATI	12	357,473	29,789
10	MILWAUKEE	10	338,302	33,830
11	ARIZONA	11	338,088	30,735
12	SAN DIEGO	9	331,277	36,809
13	SAN FRANCISCO	13	325,281	25,022
14	ST. LOUIS	11	322,431	29,312
15	PITTSBURGH	9	234,559	26,062
16	COLORADO	9	226,002	25,111
17	HOUSTON	3	56,459	18,820
<b>NL TOTALS</b>		<b>253</b>	<b>7,126,168</b>	<b>28,167</b>
<b>GRAND TOTALS</b>		<b>3,615</b>	<b>107,614,442</b>	<b>29,769</b>

\*Three home games with the Phillies on June 25-27, 2010 were played in Philadelphia due to G20 Summit in Toronto

\*\*Home games for the 2020 season were played at Sahlen Field in Buffalo, NY, with no fans in attendance.

## TOP ALL-TIME ATTENDANCE MARKS

#### FOUR MILLION CLUB

1.	Colorado Rockies	4,483,350	1993
2.	New York Yankees	4,287,132	2008
3.	New York Yankees	4,271,083	2007
4.	New York Yankees	4,248,067	2006
5.	New York Yankees	4,090,696	2005
6.	<b>Toronto Blue Jays</b>	<b>4,057,947</b>	<b>1993</b>
7.	New York Mets	4,042,045	2008
8.	<b>Toronto Blue Jays</b>	<b>4,028,318</b>	<b>1992</b>
9.	<b>Toronto Blue Jays</b>	<b>4,001,526</b>	<b>1991</b>



## ATTENDANCE YEAR-BY-YEAR

	HOME	DATES	AVG.	AWAY	DATES	AVG.	TOTAL
1977	1,794,651	72	23,626	1,101,763	73	14,183	2,896,414
1978	1,562,509	73	21,405	1,295,456	71	17,816	2,857,965
1979	1,431,659	77	18,593	1,269,208	75	16,813	2,700,867
1980	1,400,327	75	18,671	1,286,412	77	16,694	2,686,739
1981	755,083	51	14,806	814,447	50	16,287	1,569,530
1982	1,275,908	77	16,571	1,392,288	77	18,082	2,668,196
1983	1,930,277	77	25,070	1,689,278	79	21,152	3,619,555
1984	2,110,009	79	26,709	1,965,196	77	22,197	3,815,205
1985	2,468,925	78	31,653	1,842,189	80	22,744	4,311,114
1986	2,455,477	78	31,480	1,717,280	81	21,188	4,172,757
1987	2,778,459	81	34,302	1,959,124	80	24,189	4,737,583
1988	2,595,275	81	32,039	1,972,366	81	24,356	4,567,641
1989	3,376,693	80	42,199	1,975,238	81	24,330	5,351,931
1990	3,884,384	81	47,966	2,032,629	81	25,182	5,917,013
1991	4,001,526	81	49,402	2,250,718	81	27,695	6,252,244
1992	4,028,318	81	49,732	2,300,904	79	28,408	6,329,222
1993	4,057,747	81	50,098	2,548,538	81	31,480	6,606,285
1994	2,907,949	59	49,287	1,775,803	55	32,288	4,683,752
1995	2,826,445	72	39,257	1,770,309	69	25,293	4,596,754
1996	2,559,910	81	31,600	1,979,945	81	24,449	4,539,855
1997	2,589,317	81	31,967	2,117,614	78	26,149	4,706,931
1998	2,454,303	81	30,300	2,164,294	81	26,719	4,618,597
1999	2,163,486	81	26,709	2,161,628	81	26,683	4,325,114
2000	1,819,919	81	22,468	2,207,631	81	27,258	4,027,550
2001*	1,915,127	81	23,644	2,202,774	80	27,749	4,117,901
2002	1,638,170	81	20,224	2,088,405	81	25,760	3,726,575
2003	1,799,818	81	22,220	2,120,100	81	26,179	3,919,918
2004	1,900,041	81	23,457	2,127,243	78	27,272	4,027,284
2005	2,014,995	81	24,876	2,421,873	81	29,901	4,436,868
2006	2,302,212	81	28,422	2,311,125	81	28,560	4,613,337
2007	2,360,648	81	29,144	2,529,543	81	31,229	4,890,191
2008	2,400,416	81	29,635	2,421,897	80	30,119	4,822,313
2009	1,876,129	81	23,162	2,198,842	80	27,486	4,074,971
2010	1,495,482	81	18,463	2,379,709	81	27,773	3,875,191
2011	1,818,103	81	22,446	2,238,867	81	27,659	4,056,970
2012	2,099,663	81	25,922	2,326,019	80	29,075	4,425,682
2013	2,536,562	81	31,316	2,271,147	81	28,039	4,807,709
2014	2,375,525	81	29,327	2,406,394	81	29,709	4,781,919
2015	2,794,891	81	34,505	2,193,264	79	27,763	4,988,155
2016	3,392,099	81	41,878	2,435,293	81	30,065	5,827,392
2017	3,203,886	81	39,554	2,422,909	81	29,912	5,626,795
2018	2,325,281	80	29,066	2,012,169	80	25,152	4,337,450
2019	1,750,144	81	21,607	2,097,949	81	25,901	3,848,093
2021	805,901	79	10,228	1,282,731	79	16,082	2,088,632
2022	2,653,830	81	32,763	2,049,866	78	26,280	4,703,696
2023	3,021,904	81	37,307	2,308,084	80	28,851	5,329,988
<b>TOTAL</b>	<b>107,709,383</b>	<b>3,645</b>	<b>29,550</b>	<b>92,176,461</b>	<b>3,626</b>	<b>25,421</b>	<b>199,885,844</b>

\* Includes game played in Puerto Rico on April 1, 2001 vs. Texas (19,891).

\*\*Home games for the 2020 season were played at Sahlen Field in Buffalo, NY. No fans attended any MLB regular-season games that year.

## HOME SELLOUT STREAKS – REGULAR SEASON

### DATES

- 60 — May 18, 1990 to April 8, 1991 (Opening Day)
- 50 — June 9, 1993 to April 4, 1994 (Opening Day)
- 46 — May 27, 1992 to September 15, 1992
- 39 — July 4, 1991 to April 11, 1992 (2nd game)
- 38 — July 13, 1989 to April 10, 1990 (Opening Day)



## ATTENDANCE AT THE BREAK

YEAR	W-L	PCT.	POS.	GBL	HOME ATTENDANCE
1977	34-58	.370	7th	-19.0	1,020,152
1978	32-53	.376	7th	-26.0	804,890
1979	29-64	.312	7th	-31.5	785,030
1980	33-43	.434	7th	-17.0	675,556
1981*	16-42	.276	7th	-19.0	426,795
1982	37-47	.440	7th	-11.5	637,057
1983	43-33	.566	1st	+1.0	786,503
1984	50-34	.595	2nd	-7.0	1,247,799
1985	53-35	.602	1st	+2.5	1,123,502
1986	47-43	.522	5th	-10.5	1,442,158
1987	51-36	.586	2nd	-3.0	1,413,455
1988	42-46	.477	6th	-11.5	1,473,480
1989	42-45	.483	T4th	-7.0	1,559,163
1990	47-38	.553	2nd	-0.5	2,288,900
1991	49-34	.590	1st	+5.5	2,090,001
1992	53-34	.609	1st	+4.0	2,416,036
1993	49-40	.551	1st	+0.5	2,340,240
1994	38-48	.442	5th	-12.5	2,116,873
1995*	27-40	.403	5th	-11.5	1,295,643
1996	38-49	.437	3rd	-15.0	1,289,964
1997	40-43	.482	T3rd	-14.0	1,547,513
1998	46-42	.523	3rd	-18.5	1,319,694
1999	47-43	.522	3rd	-7.0	1,181,546
2000	48-41	.539	2nd	0.0	816,825
2001	42-46	.477	3rd	-11.0	1,041,822
2002	34-52	.395	4th	-20.5	766,790
2003	49-46	.516	3rd	-9.0	1,087,864
2004	39-49	.443	4th	-17.0	913,198
2005	44-44	.500	4th	-5.5	910,866
2006	49-39	.557	3rd	-4.5	1,186,106
2007	43-44	.494	T2nd	-10.0	1,194,984
2008	47-48	.495	4th	-9.0	1,293,270
2009	44-46	.489	4th	-11.0	982,117
2010	44-45	.494	4th	-12.5	783,773
2011	44-45	.494	4th	-12.5	913,846
2012	43-43	.500	T4th	-9.5	1,107,908
2013	45-49	.479	5th	-11.5	1,445,173
2014	49-47	.510	2nd	-4.0	1,249,746
2015	45-46	.495	4th	-4.5	1,232,303
2016	51-40	.560	3rd	-2.0	1,845,707
2017	41-47	.466	5th	-8.5	1,823,669
2018	43-52	.453	4th	-23.5	1,422,954
2019	34-57	.374	4th	-24.5	994,511
2021	45-42	.517	3rd	-8.0	151,213
2022	50-43	.538	3rd	-14.5	1,507,717
2023	50-41	.549	3rd	-7.0	1,474,077

\* Strike Season

\*\*Home games for the 2020 season were played at Sahlen Field in Buffalo, NY, with no fans in attendance. The 60-game season had no All-Star break.

### WINNING THE GAME AFTER GETTING OUTHIT BY 9 OR MORE

The Blue Jays have won two games in Club history when being outhit by at least nine:

Oct. 2, 1977 vs. CLE (outhit by 9, won 11-2)

Sept. 24, 2010 vs. BAL (outhit by 11, won 16-5)



# INDIVIDUAL RECORDS

## BLUE JAYS CAREER GAMES BY POSITION

### GAMES BY POSITION (TOP 5)

CATCHERS	(85)
ERINE WHITT	1159
PAT BORDERS	691
DARRIN FLETCHER	516
GREGG ZAUN	483
BUCK MARTINEZ	441

FIRST BASEMEN	(124)
CARLOS DELGADO	1168
WILLIE UPSHAW	952
JOHN OLERUD	766
LYLE OVERBAY	703
JUSTIN SMOAK	595

SECOND BASEMEN	(109)
DAMASO GARCIA	869
AARON HILL	746
ROBERTO ALOMAR	695
ORLANDO HUDSON	454
MANUEL LEE	345

SHORTSTOPS	(91)
TONY FERNANDEZ	1104
ALFREDO GRIFFIN	907
ALEX GONZALEZ	874
BO BICHETTE	503
MANUEL LEE	363

THIRD BASEMEN	(130)
KELLY GRUBER	830
ED SPRAGUE	814
RANCE MULLINIKS	726
GARTH IORG	559
ROY HOWELL	489

OUTFIELDERS	(215)
VERNON WELLS	1367
LLOYD MOSEBY	1349
GEORGE BELL	1066
JOSÉ BAUTISTA	992
JESSE BARFIELD	966

PITCHERS	(493)
JASON FRASOR	505
DUANE WARD	452
TOM HENKE	446
DAVE STIEB	439
CASEY JANSSEN	389

### HOME RUN RECORDS BY POSITION (SEASON)

POSITION	PLAYER	HR	YEAR
1B	Vladimir Guerrero Jr.	48	2021
2B	Marcus Semien	45	2021
3B	Tony Batista	41	2000
	Josh Donaldson	41	2015
SS	Bo Bichette	29	2021
LF	George Bell	47	1987
CF	Jose Cruz Jr.	34	2001
RF	Jose Bautista	54	2010
C	J.P. Arencibia	23	2011
	Russell Martin	23	2015
DH	Jose Canseco	46	1998



# BATTING LEADERS

\* League Leader

Bold = Club Record

Year	AVG (350 AB)	AB	R	H	2B
1977	R. Howell .316	B. Bailor 496	B. Bailor 62	B. Bailor 154	R. Fairly 24
1978	R. Carty .284	B. Bailor 621	B. Bailor 74	B. Bailor 164	B. Bailor 29
1979	A. Griffin .287	A. Griffin 624	A. Griffin 81	A. Griffin 179	R. Bosetti 35
1980	A. Woods .300	A. Griffin 653	A. Griffin 63	A. Griffin 166	D. Garcia 30
1981	L. Moseby .233	A. Griffin 388	L. Moseby 36	L. Moseby 88	A. Griffin 19
1982	D. Garcia .310	D. Garcia 597	D. Garcia 89	D. Garcia 185	D. Garcia 32
1983	B. Bonnell .318	W. Upshaw 579	L. Moseby 104	W. Upshaw 177	R. Mulliniks 34
1984	D. Collins .308	D. Garcia 633	L. Moseby 97	D. Garcia 180	G. Bell 39
1985	R. Mulliniks .295	G. Bell 607	J. Barfield 94	D. Garcia 169	J. Barfield 34
1986	T. Fernandez .310	<b>T. Fernandez 687</b>	J. Barfield 107	T. Fernandez 213	G. Bell 38
1987	T. Fernandez .322	G. Bell 610	G. Bell 111	G. Bell 188	G. Bell 32
1988	M. Lee .291	T. Fernandez 648	F. McGriff 100	T. Fernandez 186	T. Fernandez 41
1989	G. Bell .297	G. Bell 613	F. McGriff 98	G. Bell 182	G. Bell 41
1990	F. McGriff .300	T. Fernandez 635	K. Gruber 92	T. Fernandez 175	K. Gruber 36
1991	R. Alomar .295	D. White 642	D. White 110	R. Alomar 188	M. Wilson 36
1992	R. Alomar .310	D. White 641	R. Alomar 105	R. Alomar 177	J. Carter 42
1993	<b>J. Olerud .363*</b>	P. Molitor 636	P. Molitor 121	P. Molitor 211*	D. Winfield 32
1994	P. Molitor .341	P. Molitor 454	P. Molitor 86	P. Molitor 155	J. Olerud 54*
1995	R. Alomar .300	J. Carter 558	E. Sprague 77	R. Alomar 155	P. Molitor 30
1996	O. Nixon .286	J. Carter 625	E. Sprague 88	J. Carter 158	J. Olerud 32
1997	S. Green .287	J. Carter 612	C. Delgado 79	J. Carter 143	J. Carter 35
1998	T. Fernandez .321	S. Green 630	S. Green 106	S. Green 175	E. Sprague 35
1999	T. Fernandez .328	S. Green 614	<b>S. Green 134</b>	S. Green 190	C. Delgado 42
2000	C. Delgado .344	T. Baltista 620	C. Delgado 115	C. Delgado 196	C. Delgado 43
2001	S. Stewart .316	S. Stewart 640	S. Stewart 103	S. Stewart 202	S. Green 45*
2002	S. Stewart .303	V. Wells 608	C. Delgado 103	S. Stewart 175	S. Stewart 44
2003	V. Wells .317	V. Wells 678	S. Stewart 103	<b>V. Wells 215*</b>	E. Hinske 38
2004	A. Rios .286	E. Hinske 570	V. Wells 118	V. Wells 146	S. Stewart 38
2005	F. Catalanotto .301	V. Wells 620	V. Wells 82	V. Wells 173	V. Wells 49*
2006	R. Jonhson .319	V. Wells 611	S. Hillenbrand 91	S. Hillenbrand 173	V. Wells 34
2007	A. Rios .297	V. Wells 643	T. Glaus 105	V. Wells 185	S. Hillenbrand 36
2008	V. Wells .300	A. Rios 635	A. Rios 114	A. Rios 191	L. Overbay 46
2009	A. Lind .305	A. Hill 682	A. Rios 91	A. Rios 185	A. Hill 47
2010	J. Buck .281	V. Wells 590	A. Hill 103	A. Hill 195	A. Rios 47
2011	J. Bautista .302	J. Bautista 513	J. Bautista 109	V. Wells 161	A. Lind 46
		Y. Escobar 513	J. Bautista 105	J. Bautista 155	V. Wells 44
2012	E. Encarnacion .280	C. Rasmus 565	E. Encarnacion 93	E. Encarnacion 152	E. Encarnacion 36
2013	A. Lind .288	E. Encarnacion 530	E. Encarnacion 90	E. Encarnacion 144	B. Lawrie 26
2014	M. Cabrera .301	J. Reyes 610	J. Bautista 101	J. Reyes 175	E. Encarnacion 29
2015	J. Donaldson .297	J. Donaldson 620	J. Donaldson 122*	J. Donaldson 184	M. Cabrera 35
2016	J. Donaldson .284	E. Encarnacion 601	J. Donaldson 122	J. Donaldson 164	J. Donaldson 41
2017	J. Donaldson .270	J. Bautista 587	J. Bautista 92	J. Smoak 151	K. Pillar 35
		K. Pillar 587			K. Pillar 37
2018	A. Diaz .263	K. Pillar 512	T. Hernández 67	K. Pillar 129	K. Pillar 40
		J. Smoak 67			
2019	V. Guerrero Jr. .272	R. Grichuk 586	R. Grichuk 75	R. Grichuk 136	R. Grichuk 29
2020	L. Gurriel Jr. .308 (150AB)	V. Guerrero Jr. 586	C. Biggio 41	L. Gurriel Jr. 64	C. Biggio 16
2021	V. Guerrero Jr. .311	M. Semien 652	V. Guerrero Jr. 123*	B. Bichette 191*	M. Semien 39
2022	L. Gurriel Jr. .291	B. Bichette 652	B. Bichette 91	B. Bichette 189*	B. Bichette 43
2023	B. Bichette .306	G. Springer 613	G. Springer 87	B. Bichette 175	M. Chapman 39

BIOGRAPHIES

LAST SEASON

HISTORY

RECORDS

OPPONENTS

PLAYER DEV.

MEDIA & MISC.





Year	3B		HR		RBI		BB		SO	
1977	S. Stagg	6	R. Fairly	19	R. Fairly	64	O. Velez	65	O. Velez	87
1978	D. McKay	8	J. Mayberry	22	J. Mayberry	70	J. Mayberry	61	D. McKay	90
1979	A. Griffin	10	J. Mayberry	21	J. Mayberry	74	J. Mayberry	69	R. Howell	91
1980	A. Griffin	15*	J. Mayberry	30	J. Mayberry	82	J. Mayberry	77	R. Howell	92
1981	A. Griffin	6	J. Mayberry	17	J. Mayberry	43	O. Velez	55	L. Moseby	86
					L. Moseby	43				
1982	L. Moseby	9	W. Upshaw	21	W. Upshaw	75	W. Upshaw	52	L. Moseby	106
1983	A. Griffin	9	J. Barfield	27	W. Upshaw	104	C. Johnson	67	J. Barfield	110
			W. Upshaw	27						
1984	D. Collins	15*	G. Bell	26	L. Moseby	92	L. Moseby	78	L. Moseby	122
	L. Moseby	15*								
1985	T. Fernandez	10	G. Bell	28	G. Bell	95	L. Moseby	76	J. Barfield	143
1986	T. Fernandez	9	J. Barfield	40*	J. Barfield	108	W. Upshaw	78	J. Barfield	146
					G. Bell	108				
1987	T. Fernandez	8	G. Bell	47	G. Bell	134*	L. Moseby	70	J. Barfield	141
1988	L. Moseby	7	F. McGriff	34	G. Bell	97	F. McGriff	79	F. McGriff	149
1989	T. Fernandez	9	F. McGriff	36*	G. Bell	104	F. McGriff	119	F. McGriff	132
<b>1990</b>	<b>T. Fernandez</b>	<b>17*</b>	F. McGriff	35	K. Gruber	118	F. McGriff	94	F. McGriff	108
1991	R. Alomar	11	J. Carter	33	J. Carter	108	J. Olerud	68	D. White	135
1992	R. Alomar	8	J. Carter	34	J. Carter	119	R. Alomar	87	D. White	133
1993	T. Fernandez	9	J. Carter	33	J. Carter	121	J. Olerud	114	D. White	127
1994	D. White	6	J. Carter	27	J. Carter	103	J. Olerud	61	D. White	95
1995	R. Alomar	7	J. Carter	25	J. Carter	76	J. Olerud	84	A. Gonzalez	114
1996	J. Carter	7	E. Sprague	36	J. Carter	107	O. Nixon	71	E. Sprague	146
1997	S. Stewart	7	C. Delgado	30	J. Carter	102	C. Delgado	64	C. Delgado	133
1998	S. Green	4	J. Canseco	46	C. Delgado	115	C. Delgado	73	J. Canseco	159*
1999	H. Bush	4	C. Delgado	44	C. Delgado	134	C. Delgado	86	C. Delgado	141
2000	J. Cruz	5	T. Batista	41	C. Delgado	137	C. Delgado	123	J. Cruz	129
	S. Stewart	5	C. Delgado	41						
2001	S. Stewart	7	C. Delgado	39	C. Delgado	102	C. Delgado	111	A. Gonzalez	149
2002	S. Stewart	6	C. Delgado	33	C. Delgado	108	C. Delgado	102	E. Hinske	138
2003	F. Catalanotto	6	C. Delgado	42	<b>C. Delgado</b>	<b>145*</b>	C. Delgado	109	C. Delgado	137
	O. Hudson	6								
2004	O. Hudson	7	C. Delgado	32	C. Delgado	99	C. Delgado	69	C. Delgado	115
	A. Rios	7								
2005	R. Johnson	6	V. Wells	28	V. Wells	97	G. Zaun	73	E. Hinske	121
	A. Rios	6								
2006	A. Rios	6	T. Glaus	38	V. Wells	106	T. Glaus	86	T. Glaus	134
2007	A. Rios	7	F. Thomas	26	F. Thomas	95	F. Thomas	81	A. Rios	103
2008	A. Rios	8	V. Wells	20	A. Rios	79	L. Overbay	74	L. Overbay	116
2009	J. Bautista	3	A. Hill	36	A. Lind	114	M. Scutaro	90	A. Lind	110
	V. Wells	3								
2010	F. Lewis	5	<b>J. Bautista</b>	<b>54*</b>	J. Bautista	124	J. Bautista	100	A. Lind	144
2011	R. Davis	6	J. Bautista	43*	J. Bautista	103	<b>J. Bautista</b>	<b>132*</b>	J. Arencibia	133
2012	C. Rasmus	5	E. Encarnacion	42	E. Encarnacion	110	E. Encarnacion	84	K. Johnson	159
2013	A. Gose	5	E. Encarnacion	36	E. Encarnacion	104	E. Encarnacion	82	J. Arencibia	148
	M. Kawasaki	5								
2014	J. Reyes	4	J. Bautista	35	J. Bautista	103	J. Bautista	104	C. Rasmus	124
2015	R. Goins	4	J. Donaldson	41	J. Donaldson	123*	J. Bautista	110*	J. Donaldson	133
2016	J. Donaldson	5	E. Encarnacion	42	E. Encarnacion	127	J. Donaldson	109	M. Saunders	157
2017	5 Players	1	J. Smoak	38	J. Smoak	90	J. Bautista	84	<b>J. Bautista</b>	<b>170</b>
2018	T. Hernández	7	R. Grichuk	25	J. Smoak	77	J. Smoak	83	T. Hernández	163
			J. Smoak	25						
2019	R. Grichuk	5	R. Grichuk	31	R. Grichuk	80	J. Smoak	79	R. Grichuk	163
2020	V. Guerrero Jr.	2	T. Hernández	16	R. Grichuk	35	C. Biggio	41	T. Hernández	63
2021	3 Players	2	V. Guerrero Jr.	48*	T. Hernández	116	V. Guerrero Jr.	86	T. Hernández	148
2022	G. Springer	4	V. Guerrero Jr.	32	V. Guerrero Jr.	97	M. Chapman	68	<b>M. Chapman</b>	<b>170</b>
2023	K. Kiermaier	6	V. Guerrero Jr.	26	V. Guerrero Jr.	94	V. Guerrero Jr.	67	M. Chapman	165



Year	SLG %	OBP %	SB	SH	SF
1977	R. Fairly .465	R. Howell .386	B. Bailor 15	A. Ashby 10	O. Velez 6
1978	R. Carty .481	R. Carty .340	R. Bosetti 6	<b>L. Gomez</b> 19	J. Mayberry 7
1979	J. Mayberry .461	J. Mayberry .372	A. Griffin 21	A. Griffin 16	R. Bosetti 7
1980	O. Velez .487	O. Velez .365	A. Griffin 18	A. Griffin 10	A. Griffin 5
				L. Moseby 10	R. Howell 5
1981	L. Moseby .357	L. Moseby .278	D. Garcia 13	A. Woods 8	L. Moseby 4
1982	W. Upshaw .443	B. Bonnell .345	D. Garcia 54	A. Griffin 11	G. Iorg 7
1983	W. Upshaw .515	L. Moseby .376	D. Collins 31	A. Griffin 11	W. Upshaw 7
			D. Garcia 31		
1984	C. Johnson .507	C. Johnson .390	<b>D. Collins</b> 60	A. Griffin 13	B. Martinez 9
1985	J. Barfield .536	R. Mulliniks .383	L. Moseby 37	T. Fernandez 7	G. Bell 8
1986	J. Barfield .559	J. Barfield .368	L. Moseby 32	T. Fernandez 5	R. Leach 7
					L. Moseby 7
1987	G. Bell .605	T. Fernandez .379	L. Moseby 39	G. Iorg 6	G. Bell 9
1988	F. McGriff .552	F. McGriff .376	L. Moseby 31	K. Gruber 5	G. Bell 8
				N. Liriano 5	
1989	F. McGriff .525	F. McGriff .399	L. Moseby 24	N. Liriano 10	<b>G. Bell</b> 14
1990	F. McGriff .530	F. McGriff .400	T. Fernandez 26	M. Wilson 6	K. Gruber 13
1991	J. Carter .503	R. Alomar .354	R. Alomar 53	R. Alomar 16	J. Olerud 10
1992	J. Carter .498	R. Alomar .405	R. Alomar 49	M. Lee 8	J. Carter 13
1993	J. Olerud .599	<b>J. Olerud</b> .473*	R. Alomar 55	P. Borders 7	J. Carter 10
1994	J. Carter .524	P. Molitor .410	P. Molitor 20	D. Schofield 8	J. Carter 13
1995	S. Green .509	J. Olerud .398	R. Alomar 30	A. Gonzalez 9	R. Alomar 7
					E. Sprague 7
1996	E. Sprague .496	J. Olerud .382	O. Nixon 54	3 Players 7	C. Delgado 8
1997	C. Delgado .528	O. Merced .352	O. Nixon 47	A. Gonzalez 11	J. Carter 9
1998	C. Delgado .592	T. Fernandez .387	S. Stewart 51	A. Gonzalez 13	D. Fletcher 7
1999	S. Green .588	T. Fernandez .427	S. Stewart 37	H. Bush 8	C. Delgado 7
2000	<b>C. Delgado</b> .664	C. Delgado .470	R. Mondesi 22	A. Gonzalez 16*	B. Fullmer 6
2001	C. Delgado .540	C. Delgado .408	J. Cruz Jr. 32	A. Gonzalez 7	A. Gonzalez 10
2002	C. Delgado .549	C. Delgado .406	S. Stewart 14	D. Berg 4	3 players 8
2003	C. Delgado .593	C. Delgado .426	E. Hinske 12	K. Cash 5	S. Stewart 8
					V. Wells 8
2004	C. Delgado .535	C. Delgado .372	A. Rios 15	4 Players 3	C. Delgado 11
2005	V. Wells .463	F. Catalanotto .367	A. Rios 14	F. Catalanotto 4	R. Adams 8
				K. Huckaby 4	V. Wells 8
2006	V. Wells .542	R. Johnson .390	V. Wells 17	J. McDonald 6	A. Rios 10
2007	M. Stairs .549	F. Thomas .377	A. Rios 17	J. McDonald 12	A. Rios 7
2008	V. Wells .496	L. Overbay .358	A. Rios 32	D. Eckstein 9	M. Scutaro 7
2009	A. Lind .562	M. Scutaro .379	A. Rios 19	J. Bautista 6	3 Players 7
2010	J. Bautista .617	J. Bautista .378	F. Lewis 17	Y. Escobar 7	J. Buck 6
2011	J. Bautista .608*	J. Bautista .447	R. Davis 34	C. Patterson 6	A. Lind 8
2012	E. Encarnacion .557	E. Encarnacion .384	R. Davis 46	Y. Escobar 7	E. Encarnacion 7
2013	E. Encarnacion .534	E. Encarnacion .370	R. Davis 45	M. Kawasaki 10	E. Encarnacion 5
2014	E. Encarnacion .547	J. Bautista .403	J. Reyes 30	M. Kawasaki 8	J. Bautista 6
					D. Navarro 6
2015	J. Donaldson .568	J. Bautista .377	K. Pillar 25	R. Goins 7	J. Donaldson 10
					E. Encarnacion 10
2016	J. Donaldson .549	J. Donaldson .404	K. Pillar 14	E. Carrera 7	E. Encarnacion 8
2017	J. Donaldson .559	J. Donaldson .385	K. Pillar 15	R. Goins 5	J. Bautista 7
2018	R. Grichuk .502	J. Smoak .350	K. Pillar 14	R. Urena 2	K. Pillar 6
2019	T. Hernández .472	C. Biggio .364	C. Biggio 14	E. Sogard 3	4 Players 3
				R. Urena 3	
2020	T. Hernández .579	C. Biggio .375	J. Villar 7	R. McGuire 4	3 Players 2
2021	V. Guerrero Jr. .601*	V. Guerrero Jr. .401*	B. Bichette 25	10 players 1	L. Gurriel Jr. 6
2022	T. Hernández .491	A. Kirk .372	G. Springer 14	R. Tapia 3	3 Players 5
2023	B. Bichette .475	V. Guerrero Jr. .345	W. Merrifield 26	S. Espinal 2	W. Merrifield 6



Year	IBB	Pinch-Hits	Hitting Streaks
1977	R. Fairly	11 S. Ewing	10 R. Howell (May 10-25)
1978	R. Carty	5 O. Velez	8 D. McKay (May 19-June 2)
1979	J. Mayberry	7 O. Velez	5 A. Griffin (Aug. 28-Sept. 12)
1980	J. Mayberry	9 S. Braun	9 A. Griffin (Aug. 13-Sept. 1)
			J. Mayberry (May 31-June 18)
1981	A. Woods	5 W. Upshaw	4 D. Garcia (May 29-June 9)
1982	W. Upshaw	8 W. Nordhagen	11 D. Garcia (Aug. 4-21)
1983	C. Johnson	8 R. Mulliniks	10 D. Garcia (June 21-July 16)
	W. Upshaw	8	L. Moseby (July 27-Aug. 16)
1984	W. Upshaw	14 C. Johnson	11 D. Garcia (April 15-May 1)
1985	E. Whitt	9 R. Mulliniks	9 J. Barfield (May 8-26)
			D. Garcia (July 23-Aug. 10)
1986	J. Barfield	5 G. Iorg	10 D. Garcia (June 15-July 8)
		R. Leach	10
1987	G. Bell	7 R. Mulliniks	8 T. Fernandez (Aug. 23-Sept. 18)
1988	J. Barfield	6 R. Mulliniks	6 K. Gruber (June 22-July 4)
	L. Moseby	6	
1989	F. McGriff	12 B. Brenly	6 G. Bell (Aug. 8-31)
1990	F. McGriff	12 R. Mulliniks	8 T. Fernandez (April 10-25)
			K. Gruber (Sept. 10-25)
1991	J. Carter	12 P. Tabler	9 R. Alomar (May 24-June 9)
1992	J. Olerud	11 J. Olerud	4 D. Winfield (April 22-May 9)
<b>1993</b>	<b>J. Olerud</b>	<b>33</b> T. Ward	2 J. Olerud (May 26-June 22)
1994	J. Olerud	12 M. Huff	3 J. Carter (April 12-28)
1995	J. Olerud	10 M. Huff	4 R. Alomar (Aug. 5-21)
1996	J. Olerud	6 R. Perez	5 O. Nixon (June 4-July 6)
1997	C. Delgado	9 C. Delgado	4 C. Delgado (Sept. 11-28)
1998	C. Delgado	13 F. Crespo	2 C. Delgado (May 21-June 9)
		D. Fletcher	2
		J. Samuel	2
1999	T. Fernandez	11 W. Greene	6 <b>S. Green (June 29-July 31)</b>
2000	C. Delgado	18 D. Fletcher	4 C. Delgado (June 4-29)
		T. Greene	4
2001	C. Delgado	22 <b>T. Fernandez</b>	16 J. Cruz Jr. (April 4-27)
2002	C. Delgado	18 D. Fletcher	4 V. Wells (June 7-26)
			S. Stewart (May 24-June 6)
2003	C. Delgado	23 T. Wilson	7 M. Bordick (July 18-Aug. 13)
			R. Johnson (Aug. 30-Sept. 23)
			V. Wells (June 6-28)
2004	C. Delgado	12 C. Gomez	4 V. Wells (May 8-26)
2005	E. Hinske	4 R. Adams	5 A. Hill (June 27-July 15)
		O. Hudson	5
2006	L. Overbay	7 F. Catalanotto	5 B. Molina (May 23-June 20)
2007	G. Zaun	8 M. Stairs	7 A. Hill (Sept. 14-end of season)
			F. Thomas (Aug. 20-Sept. 5)
2008	M. Stairs	9 M. Stairs	5 A. Rios (Aug. 30-Sept. 11)
2009	A. Lind	7 R. Barajas	3 S. Rolen (June 8-July 8)
2010	L. Overbay	7 4 Players	1 A. Lind (July 1-22)
			V. Wells (May 21-June 6)
2011	J. Bautista	24* 10 Players tied	1 E. Encarnacion (July 31-Aug. 14)
2012	E. Encarnacion	12 D. Cooper	4 3 players tied
2013	E. Encarnacion	7 A. Lind	7 B. Lawrie (July 29-Aug. 9)
2014	J. Bautista	11 A. Lind	5 M. Cabrera (March 31-April 15)
		D. Navarro	5
2015	Encarnacion	5 J. Smoak	6 E. Encarnacion (July 26-Aug. 31)
2016	J. Donaldson	6 D. Barney	3 D. Travis (Sept. 3-20)
		J. Smoak	3
2017	J. Bautista	3 E. Carrera	6 D. Travis (May 14-29)
	J. Smoak	3	
2018	K. Morales	5 C. Granderson	6 J. Smoak (July 25-Aug. 9)
2019	J. Smoak	3 B. McKinney	2 B. Bichette (July 29-Aug. 8)
	R. Tellez	3 R. Tellez	2 Pandal Grichuk (Sept. 6-19)
2020	4 Players	1 T. Hernández	2 T. Hernández (Aug. 20-Sept. 3)
2021	V. Guerrero Jr.	7 C. Dickerson	3 V. Guerrero Jr. (Aug. 23-Sept. 6)
		A. Kirk	3
2022	V. Guerrero Jr.	6 A. Kirk	4 V. Guerrero Jr. (July 15-Aug. 13)
2023	V. Guerrero Jr.	5 S. Espinal	5 B. Bichette (June 13-28)



# PITCHING LEADERS

\* League Leader

Bold = Club Record

Year	W	L	ERA (MIN. 1 INN/GM)	G	
1977	D. Lemanczyk	13	<b>J. Garvin</b> 18	J. Garvin 4.19	P. Vuckovich 53
1978	J. Clancy	10	J. Jefferson 16	J. Clancy 4.09	T. Murphy 50
1979	T. Underwood	9	<b>P. Huffman</b> 18	T. Underwood 3.69	T. Buskey 44
1980	J. Clancy	13	J. Clancy 16	J. Clancy 3.30	J. Garvin 61
1981	D. Stieb	11	L. Leal 13	D. Stieb 3.19	J. McLaughlin 40
1982	D. Stieb	17	L. Leal 15	D. Stieb 3.25	D. Murray 56
1983	D. Stieb	17	J. Gott 14	D. Stieb 3.04	J. McLaughlin 50
1984	D. Alexander	17	J. Clancy 15	D. Stieb 2.83	J. Key 63
1985	D. Alexander	17	D. Stieb 13	D. Stieb 2.48*	G. Lavelle 69
1986	J. Clancy	14	J. Clancy 14	J. Key 3.57	M. Eichhorn 69
	J. Key	14			
	M. Eichhorn	14			
1987	J. Key	17	J. Clancy 11	J. Key 2.76*	<b>M. Eichhorn</b> 89
1988	D. Stieb	16	J. Clancy 13	D. Stieb 3.04	D. Ward 64
			M. Flanagan 13		
1989	D. Stieb	17	J. Key 14	J. Cerutti 3.07	D. Ward 66
1990	D. Stieb	18	T. Stottlemyre 17	D. Stieb 2.93	D. Ward 73
1991	J. Key	17	J. Key 12	J. Key 3.05	D. Ward 81
1992	J. Morris	21	J. Key 13	J. Guzman 2.64	D. Ward 79
1993	P. Hentgen	19	T. Stottlemyre 12	P. Hentgen 3.87	D. Ward 71
			J. Morris 12		
1994	P. Hentgen	13	J. Guzman 11	P. Hentgen 3.40	T. Castillo 41
1995	A. Leiter	11	J. Guzman 14	A. Leiter 3.64	T. Castillo 55
			P. Hentgen 14		
1996	P. Hentgen	20	E. Hanson 17	J. Guzman 2.93*	M. Timlin 59
1997	R. Clemens	21*	W. Williams 14	<b>R. Clemens</b> 2.05*	P. Quantrill 77
1998	R. Clemens	20*	J. Guzman 12	R. Clemens 2.65*	P. Quantrill 82
1999	D. Wells	17	P. Hentgen 12	P. Hentgen 4.74	G. Lloyd 74
2000	D. Wells	20*	K. Escobar 15	D. Wells 4.11	B. Koch 68
					P. Quantrill 68
					P. Quantrill 80*
2001	C. Carpenter	11	C. Carpenter 11	C. Carpenter 4.09	
	E. Loaiza	11	E. Loaiza 11		
	P. Quantrill	11			
2002	R. Halladay	19	E. Loaiza 10	R. Halladay 2.93	K. Escobar 76
2003	<b>R. Halladay</b> 22*		C. Lidle 15	R. Halladay 3.25	T. Miller 79*
2004	T. Lilly	12	M. Batista 13	T. Lilly 4.06	J. Frasor 63
2005	G. Chacin	13	J. Towers 12	R. Halladay 2.41	S. Schoeneweis 80
	J. Towers	13			
2006	R. Halladay	16	T. Lilly 13	R. Halladay 3.19	B. J. Ryan 65
2007	R. Halladay	16	D. McGowan 10	R. Halladay 3.71	S. Downs 81*
			J. Towers 10		
2008	R. Halladay	20	R. Halladay 11	R. Halladay 2.78	J. Carlson 69
2009	R. Halladay	17	S. Richmond 11	R. Halladay 2.79	J. Carlson 73
2010	B. Cecil	15	R. Romero 9	S. Marcum 3.64	S. Camp 70
2011	R. Romero	15	3 players 11	R. Romero 2.92	S. Camp 67
2012	B. Morrow	10	H. Alvarez 14	H. Alvarez 4.85	C. Janssen 62
			R. Romero 14		D. Oliver 62
2013	R. Dickey	14	R. Dickey 13	M. Buehrle 4.15	A. Loup 64
2014	R. Dickey	14	R. Dickey 13	M. Buehrle 3.39	A. Loup 71
			D. Hutchison 13		
2015	M. Buehrle	15	R. Dickey 11	M. Estrada 3.13	R. Osuna 68
2016	J. Happ	20	R. Dickey 15	A. Sanchez 3.00*	R. Osuna 72
2017	M. Stroman	13	J. Biagini 13	M. Stroman 3.09	R. Tepera 73
2018	J.A. Happ	10	M. Estrada 14	None	T. Clippard 73
2019	3 Players	6	A. Sanchez 14	None	T. Mayza 68
2020	H. Ryu	5	S. Yamaguchi 4	H. Ryu 2.69	A. Bass 26
2021	S. Matz	14	H. Ryu 10	R. Ray 2.84*	J. Romano 62
	H. Ryu	14			
2022	A. Manoah	16	K. Gausman 10	A. Manoah 2.24	A. Cimber 77*
2023	C. Bassitt	16	J. Berríos 12	K. Gausman 3.16	Y. García 73

BIOGRAPHIES

LAST SEASON

HISTORY

RECORDS

OPPONENTS

PLAYER DEV.

MEDIA & MISC.



Year	GS	CG	SV	SHO
1977	J. Garvin 34 D. Lemanczyk 34	J. Garvin 12	P. Vuckovich 8	3 pitchers 1
1978	3 Players 30	J. Jefferson 9	V. Cruz 9	J. Jefferson 2
1979	T. Underwood 32	T. Underwood 12	T. Buskey 7	D. Lemanczyk 3
1980	J. Clancy 34	J. Clancy 15	J. Garvin 8	D. Steib 4
1981	D. Steib 25	D. Steib 11	J. McLaughlin 10	D. Steib 2
1982	<b>J. Clancy 40*</b>	<b>D. Steib 19</b>	D. Murray 11	<b>D. Steib 5</b>
1983	D. Steib 36	D. Steib 14	R. Moffitt 10	D. Steib 4
1984	J. Clancy 36*	D. Alexander 11 D. Steib 11	R.L. Jackson 10 J. Key 10	3 tied at 2
1985	D. Alexander 36 D. Steib 36	D. Steib 8	B. Caudill 14	D. Steib 2
1986	J. Key 35	J. Clancy 6	T. Henke 27	J. Clancy 3
1987	J. Clancy 37	J. Key 8	T. Henke 34*	3 pitchers 1
1988	M. Flanagan 34	D. Steib 8	T. Henke 25	D. Steib 4
1989	D. Steib 33 J. Key 33	J. Key 5	T. Henke 20	D. Steib 2
1990	D. Steib 33 T. Stottlemyre 33	T. Stottlemyre 4	T. Henke 32	D. Steib 2
1991	T. Stottlemyre 34	T. Candiotti 3	T. Henke 32	J. Key 2
1992	J. Morris 34	J. Morris 6 T. Stottlemyre 6	T. Henke 34	J. Key 2 T. Stottlemyre 2
1993	J. Guzman 33	J. Morris 4	<b>D. Ward 45</b>	4 pitchers 1
1994	J. Guzman 25	P. Hentgen 6	D. Hall 17	P. Hentgen 3
1995	P. Hentgen 30	D. Cone 5	T. Castillo 13	D. Cone 2
1996	E. Hanson 35 P. Hentgen 35	P. Hentgen 10	M. Timlin 31	P. Hentgen 3
1997	P. Hentgen 35	R. Clemens 9* P. Hentgen 9*	K. Escobar 14	R. Clemens 3* P. Hentgen 3*
1998	R. Clemens 33	R. Clemens 5	R. Myers 28	R. Clemens 3
1999	P. Hentgen 34 D. Wells 34	D. Wells 7*	B. Koch 31	3 pitchers 1
2000	D. Wells 35*	D. Wells 9*	B. Koch 33	3 pitchers 1
2001	C. Carpenter 34	C. Carpenter 3	B. Koch 36	C. Carpenter 2
2002	R. Halladay 34	E. Loaiza 3	K. Escobar 38	R. Halladay 1 E. Loaiza 1
2003	R. Halladay 36*	R. Halladay 9*	A. Lopez 14	R. Halladay 2*
2004	T. Lilly 32	T. Lilly 2 M. Batista 2	J. Frasor 17	4 pitchers 1
2005	G. Chacin 34	R. Halladay 5	M. Batista 31	R. Halladay 2
2006	R. Halladay 32 T. Lilly	R. Halladay 4	B.J. Ryan 38	A.J. Burnett 1
2007	R. Halladay 31	R. Halladay 7*	J. Accardo 30	R. Halladay 1 D. McGowan 1
2008	A. Burnett 34	R. Halladay 9*	B.J. Ryan 32	R. Halladay 2 J. Listch 2
2009	R. Halladay 32	R. Halladay 9*	J. Frasor 11	R. Halladay 4*
2010	R. Romero 32	R. Romero 3	K. Gregg 37	B. Morrow 1 R. Romero 1
2011	R. Romero 32	R. Romero 4	F. Francisco 17	R. Romero 2
2012	R. Romero 32	B. Morrow 3	C. Janssen 22	B. Morrow 3
2013	R. Dickey 34	R. Dickey 3	C. Janssen 34	R. Dickey 1 M. Buehrle 1
2014	R. Dickey 34	3 players 1	C. Janssen 25	D. Hutchison 1 M. Stroman 1
2015	R. Dickey 33	M. Buehrle 4	R. Osuna 20	M. Buehrle 1 D. Hutchison 1
2016	J. Happ 32 M. Stroman 32	None	R. Osuna 36	None
2017	M. Estrada 33 M. Stroman 33	M. Stroman 2	R. Osuna 39	None
2018	M. Estrada 28	None	K. Giles 14	None
2019	T. Thornton 29	R. Feierabend 1	K. Giles 23	None
2020	H. Ryu 12	None	A. Bass 7	None
2021	R. Ray 32*	H. Ryu 1	J. Romano 23	H. Ryu 1
2022	J. Berrios 32	None	J. Romano 36	None
2023	C. Bassitt 33	C. Bassitt 1	J. Romano 36	C. Bassitt 1



Year	IP	SO	BB
1977	D. Lemanczyk	252.0	J. Garvin 127
1978	J. Jefferson	211.2	T. Underwood 139
1979	T. Underwood	227.0	T. Underwood 127
1980	J. Clancy	250.2	J. Clancy 152
1981	D. Steib	183.2	D. Steib 89
1982	<b>D. Steib 288.1</b>	D. Steib 141	L. Leal 79
1983	D. Steib	278.0	D. Steib 187
1984	D. Steib	267.0	D. Steib 198
1985	D. Steib	265.0	D. Steib 167
1986	J. Key	232.0	M. Eichhorn
1987	J. Key	261.0	J. Clancy 180
1988	M. Flanagan	211.0	D. Steib 147
1989	J. Key	216.0	D. Ward 122
1990	D. Steib	208.2	D. Steib 125
1991	T. Stottlemyre	219.0	D. Ward 132
1992	J. Morris	240.2	J. Guzman 165
1993	J. Guzman	221.0	J. Guzman 194
1994	P. Hentgen	174.2	P. Hentgen 147
1995	P. Hentgen	202.2	A. Leiter 153
1996	P. Hentgen	265.2	P. Hentgen 177
1997	R. Clemens	264.0	<b>R. Clemens 292*</b>
	P. Hentgen	264.0	P. Hentgen 71
1998	R. Clemens	234.2	R. Clemens 271*
1999	D. Wells	231.2	D. Wells 169
2000	D. Wells	229.2	D. Wells 166
2001	C. Carpenter	215.2	C. Carpenter 157
2002	R. Halladay	239.1	R. Halladay 168
2003	R. Halladay	266.0*	R. Halladay 204
2004	M. Batista	198.2	T. Lilly 168
2005	J. Towers	208.2	G. Chacin 121
2006	R. Halladay	220.0	T. Lilly 160
2007	R. Halladay	225.1	A. Burnett 176
2008	R. Halladay	246.0*	A. Burnett 231*
2009	R. Halladay	239.0	R. Halladay 208
2010	R. Romero	210.0	B. Morrow 178
2011	R. Romero	225.0	B. Morrow 203
2012	H. Alvarez	187.1	R. Romero 124
2013	R. Dickey	224.2	R. Dickey 177
2014	R. Dickey	215.2	D. Hutchison 184
2015	R. Dickey	214.1	M. Estrada 131
2016	M. Stroman	204.0	M. Stroman 166
2017	M. Stroman	201.0	M. Estrada 176
2018	M. Estrada	143.2	J.A. Happ 130
2019	T. Thornton	154.1	T. Thornton 149
2020	H. Ryu	67.0	H. Ryu 72
2021	R. Ray	193.1*	R. Ray 248*
2022	A. Manoah	196.2	K. Gausman 205
2023	C. Bassitt	200.0	K. Gausman 237*
			R. Clemens 88
			K. Escobar 81
			K. Escobar 85
			C. Carpenter 75
			J. Miller 66
			K. Escobar 78
			M. Batista 96
			G. Chacin 70
			T. Lilly 81
			A. Burnett 66
			A. Burnett 86
			R. Romero 79
			R. Romero 82
			R. Romero 80
			R. Romero 105*
			R. Dickey 71
			R. Dickey 74
			R. Dickey 61
			M. Estrada 65
			M. Estrada 71
			A. Sanchez 58
			T. Thornton 61
			T. Roark 23
			R. Ray 52
			Y. Kikuchi 58
			Bassitt/Manoah 59

## OVER-UNDER

In 2009, the Jays became the first American League club since the 1918 Chicago White Sox and just the 8th MLB team, all-time, to finish a season at least 10 games below the .500 mark while scoring more runs than they had allowed.

Year	Club	Record	Run Differential
1907	Cincinnati Reds	66-87	526+/519- (7)
1918	Chicago White Sox	57-67	457+/446- (11)
1953	New York Giants	70-84	768+/747- (21)
1972	San Francisco Giants	69-86	662+/649- (13)
1980	St. Louis Cardinals	74-88	738+/710- (28)
1984	Pittsburgh Pirates	75-87	615+/567- (48)
2001	Colorado Rockies	73-89	923+/906- (17)
2009	Toronto Blue Jays	75-87	798+/771- (27)





## FIELDING PERCENTAGE – LEAGUE LEADERS

YEAR	PLAYER	POSITION	FLD%
1984	Rance Mulliniks	3B	.968
1985	Rance Mulliniks	3B	.971
1986	Rance Mulliniks	3B	.975
	Tony Fernandez	SS	.983
1988	Fred McGriff	1B	1.000
1989	Tony Fernandez	SS	.992
1990	Manuel Lee	2B	.993
1991	Devon White	CF	.998
1995	Roberto Alomar	2B	.994
1997	Alex Gonzalez	SS	.986
2004	Vernon Wells	CF	.997
	Eric Hinske	3B	.978
2005	Vernon Wells	CF	1.000
2009	Lyle Overbay	1B	.998
2010	Vernon Wells	CF	1.000
2018	Justin Smoak	1B	.999
2022	Matt Chapman	3B	.988
2023	George Springer	RF	1.000

19 Blue Jays pitchers have led or tied for league lead in fielding (min. 35 chances).

## SHUTOUTS

The Blue Jays have played 109 games that have resulted in a 1-0 decision and are 59-50 in those contests.

Year by Year	W	L	Year by Year	W	L
1977	3	15	2001	10	9
1978	5	19	2002	6	6
1979	7	15	2003	6	5
1980	9	12	2004	11	12
1981	4	20	2005	8	14
1982	13	9	2006	6	6
1983	8	8	2007	9	4
1984	10	4	2008	13	12
1985	9	4	2009	10	5
1986	12	6	2010	11	8
1987	8	10	2011	10	8
1988	17	3	2012	11	9
1989	12	7	2013	11	8
1990	9	10	2014	16	11
1991	16	9	2015	10	5
1992	14	10	2016	10	8
1993	11	1	2017	6	9
1994	4	4	2018	3	11
1995	8	10	2019	7	12
1996	7	9	2020	1	2
1997	16	11	2021	14	3
1998	11	4	2022	10	8
1999	9	8	2023	15	11
2000	4	7	<b>Total</b>	<b>440</b>	<b>401</b>

### NO SWEEPS

In 1992, the Toronto Blue Jays became only the 6th team in Major League history to complete a season without being swept in a series, joining the 1904 New York Giants, 1905 Philadelphia Athletics, 1910 Chicago Cubs, 1921 Cleveland Indians, and the 1943 St. Louis Cardinals.



## SINGLE SEASON

### BATTING DEPARTMENTS

#### BATTING AVERAGE (450PA)

1. John Olerud	1993	.363
2. Carlos Delgado	2000	.344
3. Paul Molitor	1994	.341
4. Paul Molitor	1993	.332
5. Tony Fernandez	1999	.328
6. Roberto Alomar	1993	.326
7. Tony Fernandez	1987	.322
8. Tony Fernandez	1998	.321
9. Homer Bush	1999	.320
10. Shannon Stewart	2000	.319

#### GAMES

1. Tony Fernandez	1986	163
2. Marcus Semien	2021	162
Carlos Delgado	2001	162
Carlos Delgado	2000	162
Jose Cruz	2000	162
Joe Carter	1991	162
Alfredo Griffin	1983	162
Alfredo Griffin	1982	162
Rick Bosetti	1979	162
10. 9 Players		161

#### HITS

1. Vernon Wells	2003	215
2. Tony Fernandez	1986	213
3. Paul Molitor	1993	211
4. Shannon Stewart	2001	202
5. John Olerud	1993	200
6. George Bell	1986	198
7. Carlos Delgado	2000	196
8. Aaron Hill	2009	195
9. Roberto Alomar	1993	192
10. Bo Bichette	2021	191
Alex Rios	2007	191

#### AT-BATS

1. Tony Fernandez	1986	687
2. Aaron Hill	2009	682
3. Vernon Wells	2003	678
4. Alfredo Griffin	1980	653
5. Bo Bichette	2022	652
Marcus Semien	2021	652
7. Tony Fernandez	1988	648
8. Alex Rios	2007	643
9. Devon White	1991	642
10. Devon White	1992	641
George Bell	1986	641

#### RUNS

1. Shawn Green	1999	134
2. Vladimir Guerrero Jr.	2021	123
3. Josh Donaldson	2015	122
Josh Donaldson	2016	122
5. Bo Bichette	2021	121
Paul Molitor	1993	121
7. Vernon Wells	2003	118
8. Carlos Delgado	2003	117
9. Devon White	1993	116
10. Marcus Semien	2021	115
Carlos Delgado	2000	115

#### DOUBLES

1. Carlos Delgado	2000	57
2. John Olerud	1993	54
3. Vernon Wells	2003	49
4. Aaron Hill	2007	47
Alex Rios	2008	47
6. Lyle Overbay	2006	46
Adam Lind	2009	46
8. Eric Hinske	2003	45
Shawn Green	1999	45
10. Shannon Stewart	2001	44
Vernon Wells	2010	44

#### TRIPLES

1. Tony Fernandez	1990	17
2. Dave Collins	1984	15
Lloyd Moseby	1984	15
Alfredo Griffin	1980	15
5. Roberto Alomar	1991	11
6. Devon White	1991	10
Tony Fernandez	1985	10
Alfredo Griffin	1979	10
9. 8 Players		9

#### HOME RUNS

1. José Bautista	2010	54
2. Vladimir Guerrero Jr.	2021	48
3. George Bell	1987	47
4. José Canseco	1998	46
5. Marcus Semien	2021	45
6. Carlos Delgado	1999	44
7. José Bautista	2011	43
8. Carlos Delgado	2003	42
Edwin Encarnacion	2012	42
Edwin Encarnacion	2016	42
Shawn Green	1999	42

#### TOTAL BASES

1. Carlos Delgado	2000	378
2. Vernon Wells	2003	373
3. George Bell	1987	369
4. Vladimir Guerrero Jr.	2021	363
5. Shawn Green	1999	361
6. Josh Donaldson	2015	352
7. José Bautista	2010	351
7. Marcus Semien	2021	351
9. George Bell	1986	341
10. Aaron Hill	2009	340

#### RUNS BATTED IN

1. Carlos Delgado	2003	145
2. Carlos Delgado	2000	137
3. Carlos Delgado	1999	134
George Bell	1987	134
5. Edwin Encarnacion	2016	127
6. José Bautista	2010	124
7. Shawn Green	1999	123
Josh Donaldson	2015	123
9. Joe Carter	1993	121
10. Joe Carter	1992	119

#### TIMES ON BASE

1. Carlos Delgado	2000	334
2. John Olerud	1993	321
3. Carlos Delgado	2003	300
4. José Bautista	2011	293
5. Paul Molitor	1993	291
6. Carlos Delgado	2001	287
7. Josh Donaldson	2016	282
8. Vladimir Guerrero Jr.	2021	280
9. Roberto Alomar	1993	277
10. Fred McGriff	1989	271
José Bautista	2014	271

#### STOLEN BASES

1. Dave Collins	1984	60
2. Roberto Alomar	1993	55
3. Otis Nixon	1996	54
Damaso Garcia	1982	54
5. Roberto Alomar	1991	53
6. Shannon Stewart	1998	51
7. Roberto Alomar	1992	49
8. Otis Nixon	1997	47
9. Damaso Garcia	1984	46
Rajai Davis	2012	46

#### BASE ON BALLS

1. José Bautista	2011	132
2. Carlos Delgado	2000	123
3. Fred McGriff	1989	119
4. John Olerud	1993	114
5. Carlos Delgado	2001	111
6. José Bautista	2015	110
7. Carlos Delgado	2003	109
Josh Donaldson	2016	109
8. José Bautista	2014	104
9. Carlos Delgado	2002	102
10. José Bautista	2010	100

#### IBB

1. John Olerud	1993	33
2. José Bautista	2011	24
3. Carlos Delgado	2003	23
4. Carlos Delgado	2001	22
5. Carlos Delgado	2002	18
Carlos Delgado	2000	18
7. Willie Upshaw	1984	14
8. Carlos Delgado	1998	13
9. 5 Players		12

#### HBP

1. Shea Hillenbrand	2005	22
2. Reed Johnson	2006	21
3. Reed Johnson	2003	20
4. Carlos Delgado	2003	19
5. Josh Phelps	2003	17
Charlie O'Brien	1996	17
7. Carlos Delgado	2001	16
Reed Johnson	2005	16
9. Carlos Delgado	2000	15
Carlos Delgado	1999	15
Shannon Stewart	1998	15
Ed Sprague	1995	15

#### SLUGGING PCT (450PA)

1. Carlos Delgado	2000	.664
2. José Bautista	2010	.617
3. José Bautista	2011	.608
4. George Bell	1987	.605
5. Vladimir Guerrero Jr.	2021	.601
6. John Olerud	1993	.599
7. Carlos Delgado	2003	.593
8. Carlos Delgado	1998	.592
9. Shawn Green	1999	.588
10. Carlos Delgado	1999	.571



**ON BASE PCT (450PA)**

1. John Olerud	1993	.473
2. Carlos Delgado	2000	.470
3. José Bautista	2011	.447
4. Tony Fernandez	1999	.427
5. Carlos Delgado	2003	.426
6. Paul Molitor	1994	.410
7. Roberto Alomar	1993	.408
Carlos Delgado	2001	.408
9. Carlos Delgado	2002	.406
10. Roberto Alomar	1992	.405

**OPS (450PA)**

1. Carlos Delgado	2000	1.134
2. John Olerud	1993	1.072
3. José Bautista	2011	1.056
4. Carlos Delgado	2003	1.019
5. Vladimir Guerrero Jr.	2021	1.002
6. José Bautista	2010	.995
7. Carlos Delgado	1998	.978
8. Shawn Green	1999	.972
9. George Bell	1987	.957
10. Carlos Delgado	2002	.955

**HITTING STREAKS (G)**

1. Shawn Green	1999	28
2. John Olerud	1993	26
Shannon Stewart	1999	26
Edwin Encarnacion	2015	26
5. Scott Rolen	2009	25
6. Vladimir Guerrero Jr.	2022	22
George Bell	1989	22
Carlos Delgado	2000	22
9. Damaso Garcia	1983	21
Lloyd Moseby	1983	21
Dave Martinez	2000	21
Socrates Brito	2019	21

**HITLESS STREAKS (AB)**

1. Ed Sprague	1994	35
Danny Jansen	2021	35
George Springer	2023	35
4. Alex Gonzalez	1996	33
5. Buck Martinez	1985	32
6. Mike Stanley	1998	30
7. Carlos Delgado	1998	29
Devon Travis	2017	29
Kendrys Morales	2018	29
10. Tomas Perez	1997	28
Russ Adams	2005	28

**PITCHING DEPARTMENTS****ERA (MIN. 162IP)**

1. Roger Clemens	1997	2.05
2. Alek Manoah	2022	2.24
3. Dave Stieb	1985	2.48
4. Juan Guzman	1992	2.64
5. Roger Clemens	1998	2.65
6. Jimmy Key	1987	2.76
7. Roy Halladay	2008	2.78
8. Roy Halladay	2009	2.79
9. Dave Stieb	1984	2.83
10. Robbie Ray	2021	2.84

**WINS**

1. Roy Halladay	2003	22
2. Roger Clemens	1997	21
Jack Morris	1992	21
4. David Wells	2000	20
Roger Clemens	1998	20
Pat Hentgen	1996	20
Roy Halladay	2008	20
J.A. Happ	2016	20
9. Roy Halladay	2002	19
Pat Hentgen	1993	19

**LOSSES**

1. Phil Huffman	1979	18
Jerry Garvin	1977	18
3. Erik Hanson	1996	17
Todd Stottlemyre	1990	17
Jesse Jefferson	1977	17
6. Jim Clancy	1980	16
Tom Underwood	1979	16
Jesse Jefferson	1978	16
Dave Lemanczyk	1977	16
10. 6 players tied	1977	15

**GAMES PITCHED**

1. Mark Eichhorn	1987	89
2. Paul Quantrill	1998	82
3. Duane Ward	1991	81
Scott Downs	2007	81
5. Paul Quantrill	2001	80
S. Schoenweis	2005	80
7. Trevor Miller	2003	79
Duane Ward	1992	79
9. Dan Plesac	1998	78
10. Adam Cimber	2022	77
Paul Quantrill	1997	77

**GAMES STARTED**

1. Jim Clancy	1982	40
2. Luis Leal	1982	38
Dave Stieb	1982	38
4. Jim Clancy	1987	37
5. Roy Halladay	2003	36
Jimmy Key	1987	36
Doyle Alexander	1985	36
Dave Stieb	1985	36
Jim Clancy	1984	36
Dave Stieb	1983	36

**COMPLETE GAMES**

1. Dave Stieb	1982	19
2. Jim Clancy	1980	15
3. Dave Stieb	1983	14
Dave Stieb	1980	14
5. Tom Underwood	1979	12
Jerry Garvin	1977	12
7. Doyle Alexander	1984	11
Dave Stieb	1984	11
Jim Clancy	1983	11
Jim Clancy	1982	11
Dave Stieb	1981	11
Dave Lemanczyk	1979	11
Dave Lemanczyk	1977	11

**SHUTOUTS**

1. Dave Stieb	1982	5
2. Dave Stieb	1988	4
Dave Stieb	1983	4
Dave Stieb	1980	4
Roy Halladay	2009	4
5. Brandon Morrow	2012	3
Roger Clemens	1998	3
Roger Clemens	1997	3
Pat Hentgen	1997	3
Pat Hentgen	1996	3
Pat Hentgen	1994	3
Jim Clancy	1986	3
Jim Clancy	1982	3
Dave Lemanczyk	1979	3

**SAVES**

1. Duane Ward	1993	45
2. Roberto Osuna	2017	39
3. B.J. Ryan	2006	38
Kelvin Escobar	2002	38
5. Kevin Gregg	2010	37
6. Jordan Romano	2023	36
Jordan Romano	2022	36
Billy Koch	2001	36
Roberto Osuna	2016	36
10. Tom Henke	1992	34
Tom Henke	1987	34
Casey Janssen	2013	34

**SV PCT****(Min. 20 SVO)**

1. Jordan Romano	2021	95.8 (23-24)
Ken Giles	2019	95.8 (23-24)
3. Casey Janssen	2013	94.4 (34-36)
4. Tom Henke	1992	91.9 (34-37)
5. Tom Henke	1991	91.4 (32-35)
6. BJ Ryan	2006	90.5 (38-42)
7. Jordan Romano	2023	90.0 (36-40)
8. BJ Ryan	2008	88.9 (32-36)
9. Billy Koch	1999	88.6 (31-35)
10. Duane Ward	1993	88.2 (45-51)

95.8 (23-24)
95.8 (23-24)
94.4 (34-36)
91.9 (34-37)
91.4 (32-35)
90.5 (38-42)
90.0 (36-40)
88.9 (32-36)
88.6 (31-35)
88.2 (45-51)

**INNINGS PITCHED**

1. Dave Stieb	1982	288.1
2. Dave Stieb	1983	278.0
3. Dave Stieb	1984	267.0
4. Jim Clancy	1982	266.2
5. Roy Halladay	2003	266.0
6. Pat Hentgen	1996	265.2
7. Dave Stieb	1985	265.0
8. Roger Clemens	1997	264.0
Pat Hentgen	1997	264.0
10. Doyle Alexander	1984	261.2

**BASE ON BALLS**

1. Jim Clancy	1980	128
2. Juan Guzman	1993	110
3. Al Leiter	1995	108
4. Ricky Romero	2012	105
5. Erik Hanson	1996	102
6. Miguel Batista	2005	96
Dave Stieb	1985	96
8. Tom Underwood	1979	95
9. Pat Hentgen	1996	94
10. Dave Stieb	1983	93

**STRIKEOUTS**

1. Roger Clemens	1997	292
2. Roger Clemens	1998	271
3. Robbie Ray	2021	248
4. Kevin Gausman	2023	237
5. A.J. Burnett	2008	231
6. Roy Halladay	2009	208
7. Roy Halladay	2008	206
8. Kevin Gausman	2022	205
9. Roy Halladay	2003	204
10. Brandon Morrow	2011	203

**W-L PCT****(Min. 15 decisions)**

1. Aaron Sanchez	2016	.882 (15-2)
2. J.A. Happ	2016	.833 (20-4)
3. Juan Guzman	1993	.824 (14-3)
4. Jack Morris	1992	.778 (21-6)
5. Roger Clemens	1998	.769 (20-6)
6. Roy Halladay	2006	.762 (16-5)
Juan Guzman	1992	.762 (16-5)
8. Roy Halladay	2003	.759 (22-7)
9. Dave Stieb	1990	.750 (18-6)
Roy Halladay	2005	.750 (12-4)
Roger Clemens	1997	.750 (21-7)

**WINS BY RELIEVER**

1. Mark Eichorn	1986	14
2. Jeff Musselman	1987	12
3. Paul Quantrill	2001	11
Dennis Lamp	1985	11
5. Adam Cimber	2022	10
Mark Eichorn	1987	10
Mike Timlin	1991	10
8. Tom Henke	1986	9
Duane Ward	1988	9
Billy Koch	2000	9

## BATTING DEPARTMENTS

## GAMES

1. Tony Fernandez	1450
2. Carlos Delgado	1423
3. Vernon Wells	1393
4. Lloyd Moseby	1392
5. José Bautista	1235
6. Ernie Whitt	1218
7. George Bell	1181
8. Rance Mulliniks	1115
Willie Upshaw	1115
10. Joe Carter	1039

## AT-BATS

1. Vernon Wells	5470
2. Tony Fernandez	5335
3. Lloyd Moseby	5124
4. Carlos Delgado	5008
5. George Bell	4528
6. José Bautista	4364
7. Joe Carter	4093
8. Willie Upshaw	3710
9. Edwin Encarnacion	3645
10. Shannon Stewart	3625

## RUNS

1. Carlos Delgado	889
2. José Bautista	790
4. Vernon Wells	789
4. Lloyd Moseby	768
5. Tony Fernandez	704
6. George Bell	641
7. Shannon Stewart	595
8. Edwin Encarnacion	593
9. Joe Carter	578
10. Willie Upshaw	538

## HITS

1. Tony Fernandez	1583
2. Vernon Wells	1529
3. Carlos Delgado	1413
4. Lloyd Moseby	1319
5. George Bell	1294
6. José Bautista	1103
7. Shannon Stewart	1082
8. Joe Carter	1051
9. Damaso Garcia	1028
10. Willie Upshaw	982

## DOUBLES

1. Carlos Delgado	343
2. Vernon Wells	339
3. Tony Fernandez	291
4. Lloyd Moseby	242
5. George Bell	237
6. Shannon Stewart	222
7. José Bautista	219
8. Joe Carter	218
9. John Olerud	213
10. Rance Mulliniks	204

## TRIPLES

1. Tony Fernandez	72
2. Lloyd Moseby	60
3. Alfredo Griffin	50
4. Willie Upshaw	42
5. Roberto Alomar	36
Alex Rios	36
7. Devon White	34
Shannon Stewart	34
9. George Bell	32
10. Vernon Wells	30

## HOME RUNS

1. Carlos Delgado	336
2. José Bautista	288
3. Edwin Encarnacion	239
4. Vernon Wells	223
5. Joe Carter	203
6. George Bell	202
7. Jesse Barfield	179
8. Lloyd Moseby	149
9. Adam Lind	146
10. Ernie Whitt	131

## EXTRA BASE HITS

1. Carlos Delgado	690
2. Vernon Wells	592
3. José Bautista	519
4. George Bell	471
5. Lloyd Moseby	451
6. Joe Carter	449
7. Edwin Encarnacion	445
8. Tony Fernandez	423
9. Jesse Barfield	368
10. Adam Lind	354

## RUNS BATTED IN

1. Carlos Delgado	1058
2. Vernon Wells	813
3. José Bautista	766
4. George Bell	740
5. Joe Carter	736
6. Edwin Encarnacion	679
7. Lloyd Moseby	651
8. Tony Fernandez	613
9. Jesse Barfield	527
10. Adam Lind	519

## SACRIFICE HITS

1. Alfredo Griffin	74
2. Alex Gonzalez	64
3. Roberto Alomar	39
4. Lloyd Moseby	38
5. Tony Fernandez	34
John McDonald	34
7. Al Woods	31
8. Manuel Lee	28
9. Damaso Garcia	27
Willie Upshaw	27

## SACRIFICE FLIES

1. Joe Carter	65
2. Carlos Delgado	61
3. George Bell	59
4. Vernon Wells	56
5. José Bautista	44
Tony Fernandez	44
7. Edwin Encarnacion	41
8. Lloyd Moseby	40
9. Ernie Whitt	36
10. Kelly Gruber	35
John Olerud	35

## STOLEN BASES

1. Lloyd Moseby	255
2. Roberto Alomar	206
3. Damaso Garcia	194
4. Tony Fernandez	172
5. Shannon Stewart	166
6. Devon White	126
7. Rajai Davis	125
8. Alex Rios	112
9. Otis Nixon	101
10. Dave Collins	91

## WALKS

1. Carlos Delgado	827
2. José Bautista	803
3. Lloyd Moseby	547
4. John Olerud	514
5. Edwin Encarnacion	477
6. Tony Fernandez	439
7. Rance Mulliniks	416
8. Vernon Wells	406
8. Ernie Whitt	403
10. Willie Upshaw	390

## INTENTIONAL WALKS

1. Carlos Delgado	128
2. John Olerud	87
3. José Bautista	49
4. Willie Upshaw	46
5. Ernie Whitt	42
6. Lloyd Moseby	41
7. Joe Carter	39
8. George Bell	37
9. Edwin Encarnacion	36
10. Tony Fernandez	32

## HIT BY PITCH

1. Carlos Delgado	122
2. Reed Johnson	80
3. Ed Sprague	68
4. Shannon Stewart	57
5. José Bautista	52
6. Lloyd Moseby	50
7. Joe Carter	49
8. Tony Fernandez	48
9. Edwin Encarnacion	39
10. George Bell	35
Kelly Gruber	35

## TOTAL BASES

1. Carlos Delgado	2786
2. Vernon Wells	2597
3. José Bautista	2210
4. George Bell	2201
5. Tony Fernandez	2198
6. Lloyd Moseby	2128
7. Joe Carter	1934
8. Edwin Encarnacion	1904
9. Jesse Barfield	1672
10. Shannon Stewart	1594

BATTING AVERAGE  
(Min. 3000 PA)

1. Roberto Alomar	.307
2. Shannon Stewart	.298
3. Tony Fernandez	.297
4. John Olerud	.293
5. Damaso Garcia	.288
6. George Bell	.286
7. Alex Rios	.285
8. Carlos Delgado	.282
9. Rance Mulliniks	.280
10. Vernon Wells	.280

ON-BASE PERCENTAGE  
(Min. 3000 PA)

1. John Olerud	.395
2. Carlos Delgado	.392
3. Roberto Alomar	.382
4. José Bautista	.372
5. Rance Mulliniks	.365
6. Shannon Stewart	.365
7. Edwin Encarnacion	.355
8. Tony Fernandez	.353
9. Willie Upshaw	.336
10. Alex Rios	.335

SLUGGING PERCENTAGE  
(Min. 3000 PA)

1. Carlos Delgado	.556
2. Edwin Encarnacion	.522
3. José Bautista	.506
4. George Bell	.486
5. Jesse Barfield	.483
6. Vernon Wells	.475
7. Joe Carter	.473
8. John Olerud	.471
9. Adam Lind	.466
10. Roberto Alomar	.451

OPS  
(Min. 3000 PA)

1. Carlos Delgado	.949
2. José Bautista	.878
3. Edwin Encarnacion	.878
4. John Olerud	.866
5. Roberto Alomar	.833
6. Jesse Barfield	.817
7. George Bell	.811
8. Shannon Stewart	.805
9. Vernon Wells	.804
10. Adam Lind	.794



## PITCHING DEPARTMENTS

ERA (Min. 1000IP)		WINS		LOSSES		GAMES		GAMES STARTED	
1. Dave Stieb	3.42	1. Dave Stieb	175	1. Jim Clancy	140	1. Jason Frasor	505	1. Dave Stieb	408
2. Jimmy Key	3.42	2. Roy Halladay	148	2. Dave Stieb	134	2. Duane Ward	452	2. Jim Clancy	345
3. Roy Halladay	3.43	3. Jim Clancy	128	3. Pat Hentgen	85	3. Tom Henke	446	3. Roy Halladay	287
4. David Wells	4.06	4. Jimmy Key	116	4. Jimmy Key	81	4. Dave Stieb	439	4. Jimmy Key	250
5. Juan Guzman	4.07	5. Pat Hentgen	107	5. Roy Halladay	76	5. Casey Janssen	389	5. Pat Hentgen	238
6. Jim Clancy	4.10	6. David Wells	84	6. Todd Stottlemyre	70	6. Paul Quantrill	386	6. Juan Guzman	195
7. Pat Hentgen	4.28	7. Juan Guzman	76	7. Juan Guzman	62	7. Aaron Loup	369	7. Todd Stottlemyre	175
8. Todd Stottlemyre	4.39	8. Todd Stottlemyre	69	8. Luis Leal	58	8. Jim Clancy	352	8. Luis Leal	151
		9. J.A. Happ	59	9. Jesse Jefferson	56	9. Scott Downs	347	9. David Wells	138
		10. Kelvim Escobar	58	10. Kelvim Escobar	55	10. Brett Cecil	330	10. Chris Carpenter	135
				David Wells	55				

COMPLETE GAMES		SHUTOUTS		SAVES		INNINGS PITCHED		BASE ON BALLS	
1. Dave Stieb	103	1. Dave Stieb	30	1. Tom Henke	217	1. Dave Stieb	2873.0	1. Dave Stieb	1020
2. Jim Clancy	73	2. Roy Halladay	15	2. Duane Ward	121	2. Jim Clancy	2204.2	2. Jim Clancy	814
3. Roy Halladay	49	3. Jim Clancy	11	3. Roberto Osuna	104	3. Roy Halladay	2046.2	3. Pat Hentgen	599
4. Pat Hentgen	31	4. Jimmy Key	10	4. Billy Koch	100	4. Jimmy Key	1695.2	4. Juan Guzman	546
5. Jimmy Key	28	5. Pat Hentgen	9	5. Jordan Romano	97	5. Pat Hentgen	1636.0	5. Roy Halladay	455
6. Luis Leal	27	6. Roger Clemens	6	6. Casey Janssen	90	6. Juan Guzman	1215.2	6. Todd Stottlemyre	414
7. Doyle Alexander	25	7. Chris Carpenter	5	7. B.J. Ryan	75	7. David Wells	1148.2	7. Jimmy Key	404
8. Dave Lemanczyk	25	8. Jesse Jefferson	4	8. Kelvim Escobar	58	8. T. Stottlemyre	1139.0	8. Kelvim Escobar	394
9. Jesse Jefferson	21	Todd Stottlemyre	4	9. Mike Timlin	52	9. Luis Leal	946.0	9. Ricky Romero	354
10. Tom Underwood	19	Brandon Morrow	4	10. Ken Giles	38	10. Chris Carpenter	870.2	10. Chris Carpenter	331

STRIKEOUTS		W-L% (Min. 100 DEC.)	
1. Dave Stieb	1658	1. Roy Halladay	.661
2. Roy Halladay	1495	2. David Wells	.604
3. Jim Clancy	1237	3. J.A. Happ	.590
4. Juan Guzman	1030	4. Jimmy Key	.589
5. Pat Hentgen	1028	5. Dave Stieb	.566
6. Jimmy Key	944	6. Pat Hentgen	.557
7. David Wells	784	7. Juan Guzman	.551
8. Kelvim Escobar	744	8. Kelvim Escobar	.513
9. J.A. Happ	691	9. Todd Stottlemyre	.496
10. Duane Ward	671	10. R.A. Dickey	.485

## PERFECT STARTS TO A SEASON

Following is a list of Blue Jays starters to begin a season perfectly (min. 5-0)

YEAR	PITCHER	RECORD
1997	Roger Clemens	11-0
1985	Tom Filer	7-0
1984	Luis Leal	6-0
1992	Juan Guzman	6-0
1977	Jerry Garvin	5-0
1993	Juan Guzman	5-0
2016	J.A. Happ	5-0



**CONSECUTIVE WINS IN CONSECUTIVE GAME STARTS****(MINIMUM 6 WINS)**

Roy Halladay	11	May 1-June 22, 2003
Roger Clemens	8	April 30-June 6, 1997
Doyle Alexander	7	Aug. 27-Oct. 1, 1983
Pat Hentgen	6	July 6-Aug. 6, 1996
David Wells	6	April 19-May 14, 2000
A.J. Burnett	6	July 3-Aug. 19, 2008
J.A. Happ	6	June 11-July 8, 2016

**CONSECUTIVE WINNING STREAKS BY PITCHERS****(MINIMUM 10 WINS)**

WINS	PITCHER	DATES
15	Roger Clemens	June 3- Sept. 21, 1998
15	Roy Halladay	May 1- July 27, 2003
11	Dennis Lamp	April 26- Sept. 23, 1985
11	Roger Clemens	April 2- June 6, 1997
11	J.A. Happ	June 11-Aug. 17, 2016
10	Aaron Sanchez	April 29-July 25, 2016
10	Juan Guzman	June 22- Oct. 1, 1991





# MISCELLANEOUS STATISTICS

## PITCHING

### 15-GAME WINNERS

YEAR	PITCHER	W	L	YEAR	PITCHER	W	L	YEAR	PITCHER	W	L	YEAR	PITCHER	W	L
1982	Dave Stieb	17	14	1989	Dave Stieb	17	8	1998	Roger Clemens	20	6	2009	Roy Halladay	17	10
	Jim Clancy	16	14	1990	Dave Stieb	18	6	1999	David Wells	17	10	2010	Brett Cecil	15	7
1983	Dave Stieb	17	12	1991	Jimmy Key	16	12	2000	David Wells	20	8	2011	Ricky Romero	15	11
	Jim Clancy	15	11		Todd Stottlemyre	15	8	2002	Roy Halladay	19	7	2015	Mark Buehrle	15	8
1984	Doyle Alexander	17	6		David Wells	15	10	2003	Roy Halladay	22	7	2016	J.A. Hagg	20	4
	Dave Stieb	16	8	1992	Juan Guzman	16	5	2006	Roy Halladay	16	5		Aaron Sanchez	15	2
1985	Doyle Alexander	17	10		Jack Morris	21	6		Ted Lilly	15	13	2022	Alek Manoah	16	7
1987	Jimmy Key	17	8	1993	Pat Hentgen	19	9	2007	Roy Halladay	16	7	2023	Chris Bassitt	16	8
	Jim Clancy	15	11	1996	Pat Hentgen	20	10	2008	Roy Halladay	20	11				
1988	Dave Stieb	16	8	1997	Roger Clemens	21	7		A.J. Burnett	18	10				
					Pat Hentgen	15	10								

### PITCHERS WITH OVER 9 INNINGS IN ONE GAME

PITCHER	DATE	OPPONENT	INNINGS	W-L	SCORE
Jerry Garvin	May 25/77	OAK	9.2	L	L5-6 (10)
Dave Lemanczyk	July 13/77	at CWS (2nd)	11.0	W	W5-3 (11)
Dave Lemanczyk	July 17/77	at DET (2nd)	10.1	L	L6-7 (11)
Dave Lemanczyk	Oct. 2/77	CLE (1st)	11.0	W	W2-1 (11)
Jesse Jefferson	May 23/78	BOS	12.0	W	W2-1 (12)
Tom Underwood	Sept. 3/79	at BAL (1st)	10.0	ND	L1-2 (11)
Jesse Jefferson	May 16/80	OAK	11.0	W	W1-0 (11)
Dave Stieb	May 17/80	OAK	12.0	ND	L2-4 (14)
Dave Stieb	Aug. 9/80	KC	10.0	ND	W4-3 (14)
Jim Clancy	June 19/82	at OAK	10.0	W	W2-1 (12)
Jim Gott	July 31/82	at DET	10.0	W	W1-0 (10)
Dave Stieb	Sept. 16/82	CAL	11.0	ND	W2-1 (12)
Jim Clancy	Sept. 22/82	at MIN	10.0	W	W3-2 (10)
Dave Stieb	May 11/83	at CWS	10.0	W	W3-1 (10)
Dave Stieb	May 16/83	at MIL	10.0	W	W2-1 (11)
Jim Gott	Aug. 26/83	at DET	9.2	L	L3-4 (10)
Dave Stieb	Sept. 4/83	DET	10.0	W	W6-3 (10)
Jim Clancy	Sept. 24/83	at OAK	9.1	L	L1-2 (10)
Dave Stieb	May 4/84	KC	10.0	W	W4-3 (10)
Jimmy Key	June 6/85	DET	10.0	ND	W2-0 (12)
Jimmy Key	June 17/86	at MIL	10.0	ND	W2-1 (12)
Jimmy Key	July 27/86	at OAK	10.0	ND	L0-1 (15)
Mike Flanagan	Oct. 3/87	at DET	11.0	ND	L2-3 (12)
John Cerutti	April 30/89	at CAL	10.0	ND	L0-1 (11)
Tom Candiotti	July 16/91	at KC	9.1	L	L1-2 (10)
Roy Halladay	Sept. 6/03	DET	10.0	W	W1-0 (10)
Roy Halladay	April 13/07	DET	10.0	W	W2-1 (10)

### BLUE JAYS—10 WINS

#### AT HOME

PITCHER	HOME WINS	YEAR
Doyle Alexander	12	1984
Dave Stieb	12	1988
Roger Clemens	12	1998
Roy Halladay	11	2007
Dave Stieb	11	1983
Doyle Alexander	11	1985
Jack Morris	11	1992
Drew Hutchison	11	2015
JA Hagg	11	2016
Jimmy Key	10	1985
Jimmy Key	10	1987
Jeff Musselman	10	1987
Roger Clemens	10	1997
Roy Halladay	10	2002
Roy Halladay	10	2003
Roy Halladay	10	2008
Roy Halladay	10	2008
A.J. Burnett	10	2008
Roy Halladay	10	2009

#### ON ROAD

PITCHER	ROAD WINS	YEAR
Pat Hentgen	12	1993
Roy Halladay	12	2003
Pat Hentgen	11	1996
Pat Hentgen	11	1996
Roger Clemens	11	1997
David Wells	11	2000
Dave Stieb	10	1989
Roy Halladay	10	2008
Roy Halladay	10	2008
Jack Morris	10	1992

BIographies

LAST SEASON

HISTORY

RECORDS

OPPONENTS

PLAYER DEV.

MEDIA & MISC.



# BLUE JAYS WITH 10-OR-MORE STRIKEOUTS IN A GAME

18 STRIKEOUTS	LAST	AGAINST	10 STRIKEOUTS	LAST	AGAINST
Roger Clemens	08/25/98	KC	Roger Clemens <b>x9</b>	07/17/98	NY Yankees
<b>17 STRIKEOUTS</b>			Kevin Gausman <b>x7</b>	09/20/23	@NY Yankees
Brandon Morrow	08/08/10	TB	Juan Guzman <b>x6</b>	07/30/95	@OAK Athletics
<b>16 STRIKEOUTS</b>			A.J. Burnett <b>x6</b>	07/28/08	TB Rays
Roger Clemens	07/12/97	@BOS	Pat Hentgen <b>x5</b>	05/04/97	MIN Twins
<b>15 STRIKEOUTS</b>			Roy Halladay <b>x5</b>	07/24/09	TB Rays
Roger Clemens <b>x2</b>	09/21/98	BAL	Robbie Ray <b>x5</b>	09/05/21	OAK Athletics
<b>14 STRIKEOUTS</b>			Dave Stieb <b>x4</b>	08/31/84	MIN Twins
Roger Clemens <b>x3</b>	08/02/98	@MIN	Kelvim Escobar <b>x4</b>	09/24/03	TB Rays
Pat Hentgen	05/03/94	KC	Jim Clancy <b>x3</b>	09/09/87	@MIL Brewers
Roy Halladay	06/02/09	LAA	Ted Lilly <b>x3</b>	04/13/06	@BOS Red Sox
Robbie Ray	08/25/21	CWS	Brandon Morrow <b>x3</b>	05/09/12	@OAK Athletics
<b>13 STRIKEOUTS</b>			J.A. Happ <b>x3</b>	05/16/18	@NY Yankees
A.J. Burnett <b>x2</b>	08/19/08	NY Yankees	Alek Manoah <b>x3</b>	10/02/21	BAL Orioles
Robbie Ray <b>x2</b>	09/15/21	TB Rays	Jimmy Key <b>x2</b>	04/24/89	@OAK Athletics
José Berrios <b>x2</b>	07/12/22	PHI Phillies	Shaun Marcum <b>x2</b>	07/30/10	CLE Indians
Kevin Gausman <b>x2</b>	06/06/23	HOU Astros	Drew Hutchison <b>x2</b>	09/10/14	CHC Cubs
Roger Clemens	08/12/97	MIN Twins	R.A. Dickey <b>x2</b>	07/28/14	@BOS Red Sox
Ted Lilly	08/23/04	BOS Red Sox	Francisco Liriano <b>x2</b>	04/13/17	BAL Orioles
Marcus Stroman	08/01/16	@HOU	Marco Estrada <b>x2</b>	05/21/17	@BAL Orioles
<b>12 STRIKEOUTS</b>			Sean Reid-Foley <b>x2</b>	09/15/18	@NY Yankees
Ricky Romero <b>x3</b>	06/15/11	BAL Orioles	Aaron Sanchez <b>x2</b>	07/28/19	TB Rays
Brandon Morrow <b>x2</b>	08/17/11	@SEA Mariners	José Berrios <b>x2</b>	09/27/23	NY Yankees
Roger Clemens <b>x2</b>	06/16/97	ATL Braves	Jerry Garvin	04/13/77	DET Tigers
Chris Bassitt <b>x2</b>	09/28/23	NY Yankees	Jesse Jefferson	05/16/80	OAK Athletics
Pete Vuckovich	06/26/77	@BAL	Luis Leal	08/24/84	@MIN Twins
Jim Clancy	04/19/88	KC Royals	Todd Stottlemyre	09/21/93	BOS Red Sox
Dave Stieb	08/22/88	CWS White Sox	Dave Stewart	04/25/94	@KC Royals
Tom Candiotti	09/09/91	DET Tigers	David Cone	07/08/95	@OAK Athletics
Chris Carpenter	09/04/01	NY Yankees	Al Leiter	09/17/95	@MIL Brewers
Ted Lilly	06/10/06	DET Tigers	Chris Carpenter	07/16/98	CWS White Sox
A.J. Burnett	06/01/07	CWS White Sox	David Wells	04/19/00	ANA Angels
Dustin McGowan	09/07/07	@TB	Cory Lidle	09/26/03	CLE Indians
J.A. Happ	08/07/14	BAL Orioles	David Purcey	04/12/09	@CLE Indians
Aaron Sanchez	06/07/16	@DET	Scott Richmond	08/22/09	LAA Angels
Marco Estrada	05/21/17	@BAL	Brett Cecil	05/03/10	@CLE Indians
Kevin Gausman	06/27/23	SF Giants	Ricky Romero	04/24/11	TB Rays
<b>11 STRIKEOUTS</b>			Josh Johnson	06/17/13	COL Rockies
Roger Clemens <b>x6</b>	09/26/98	DET Tigers	Todd Redmond	07/28/13	HOU Astros
Juan Guzman <b>x4</b>	05/10/98	@SEA Mariners	Mark Buehrle	09/24/14	SEA Mariners
A.J. Burnett <b>x4</b>	09/24/08	NY Yankees	Marcus Stroman	04/28/17	TB Rays
Kevin Gausman <b>x3</b>	06/01/23	MIL Brewers	J.A. Happ	08/02/17	@CWS White Sox
Brandon Morrow <b>x2</b>	10/03/12	MIN Twins	Joe Biagini	09/01/17	@BAL Orioles
Jim Clancy <b>x2</b>	07/12/87	KC Royals	Trent Thornton	05/24/19	SD Padres
Dave Stieb <b>x2</b>	08/04/89	NY Yankees	Steven Matz	05/25/21	@NY Yankees
David Wells <b>x2</b>	07/26/00	CLE Indians			
J.A. Happ <b>x2</b>	07/30/16	BAL Orioles			
Robbie Ray <b>x2</b>	08/20/21	DET Tigers			
Doyle Alexander	07/23/85	SEA Mariners			
Jose Nunez	07/09/87	KC Royals			
Al Leiter	07/23/94	TEX Rangers			
David Cone	06/28/95	@BOS Red Sox			
Kelvim Escobar	08/22/98	@ANA Angels			
Esteban Loaiza	09/08/00	DET Tigers			
Chris Carpenter	04/05/01	@TB Rays			
Roy Halladay	09/19/01	BAL Orioles			
Dave Bush	10/01/04	NY Yankees			
Scott Downs	09/02/05	TB Rays			
David Purcey	08/27/08	@TB Rays			
Scott Richmond	06/17/09	@PHI Phillies			
R.A. Dickey	09/22/13	@BOS Red Sox			
Mark Buehrle	04/02/14	@TB Rays			
Drew Hutchison	09/16/14	BAL Orioles			
David Price	08/03/15	MIN Twins			
Aaron Sanchez	05/12/19	CWS White Sox			
Alek Manoah	08/11/21	@LAA Angels			
José Berrios	08/29/21	@DET Tigers			

BIOGRAPHIES

LAST SEASON

HISTORY

RECORDS

OPPONENTS

PLAYER DEV.

MEDIA & MISC.



## LOW HIT GAMES BY BLUE JAYS (INDIVIDUAL/COMBINED)

### NO-HITTER (1)

Sept. 2/90 – Dave Stieb, Toronto-3 at Cleveland-0

### ONE-HIT GAMES (27)

April 24/79 – Dave Lemanczyk (9.0 IP), Toronto-2 at Texas-0, Putnam single in the 3rd inn  
Aug. 27/79 – Phil Huffman (9.0 IP), Oakland-0 at Toronto-7, Essian single in the 6th inn  
May 30/82 – Jim Gott (6.0 IP), Roy Lee Jackson (3.0 IP) Toronto-6 at Baltimore-0, Dempsey single in the 5th inn  
Sept. 28/82 – Jim Clancy (9.0 IP), Minnesota-0 at Toronto-3, Bush bloop single in 9th inn to break up perfect game  
May 14/83 – Luis Leal (5.0 IP), Roy Lee Jackson (4.0 IP) Toronto-8 at Cleveland-1, Bando single in the 8th inn  
May 22/86 – Jimmy Key (9.0 IP), Toronto-5 at Chicago (AL)-0, Guillen single in the 5th inn  
May 31/88 – Dave Stieb (9.0 IP), Milwaukee-0 at Toronto-9, Surhoff single in the 4th inn  
Sept. 24/88 – Dave Stieb (9.0 IP), Toronto-1 at Cleveland-0, Franco single in the 9th inn with two out  
Sept. 30/88 – Dave Stieb (9.0 IP), Baltimore-0 at Toronto-4, Traber single in the 9th inn with two out  
April 10/89 – Dave Stieb (9.0 IP), Toronto-8 at New York (AL)-0, Quirk single in 5th inn  
Aug. 26/89 – Dave Stieb (9.0 IP), Milwaukee-0 at Toronto-7, Yount single in 6th inn  
Aug. 26/92 – Todd Stottlemyre (9.0 IP), Toronto-9 at Chicago (AL)-0, Pasqua double with one out in the 8th inn  
Aug. 2/95 – Paul Menhart (8.0 IP), Toronto-0 at Baltimore-1, Baines home run in the 2nd inn  
May 2/98 – Roger Clemens (7.0 IP), Paul Quantrill (2.0 IP), Toronto-7 at Oakland-0, Grieve single in the 7th inn  
Sept. 27/98 – Roy Halladay (9.0 IP), Detroit-1 at Toronto-2, Higginson homerun with two out in the 9th inn  
May 21/00 – Frank Castillo (7.0 IP), Pedro Borbon (1.0 IP), Billy Koch (1.0 IP), Toronto-1 vs. Chicago (AL)-2, Johnson single in the 3rd inn  
June 24/07 – Dustin McGowan (9.0 IP), Colorado-0 at Toronto-5, Baker leadoff single in the 9th inn  
Sept. 4/09 – Roy Halladay (9.0 IP), New York (AL)-0 at Toronto-6, Pena doubled in the 6th inn with one out  
April 13/10 – Ricky Romero (8.0 IP), Kevin Gregg (1.0 IP), Chicago (AL)-2 at Toronto-4, Rios home run with one out in the 8th inn  
Aug. 8/10 – Brandon Morrow (9.0 IP), Tampa Bay-0 at Toronto-1, Longoria single with two outs in the 9th inn  
Aug. 16/10 – Shaun Marcum (9.0 IP), Toronto-3 at Oakland-1, Jackson home run with none out in the 7th inn  
April 2/11 – Kyle Drabek (7.0 IP), Shawn Camp (1.0 IP), Marc Rzepczynski (1.0 IP), Minnesota-1 at Toronto-6, Span singled in the 6th inning  
Aug. 21/11 – Luis Perez (6.0 IP), Casey Janssen (3.0 IP), Toronto-1 at Oakland-0, Weeks singled in the 6th inning  
July 24/14 – Marcus Stroman (7.0 IP), Todd Redmond (1.0 IP), Rob Rasmussen (1.0), Boston-0 at Toronto-8, Victorino singled in the 7th inning  
Aug. 6/14 – Drew Hutchison (8.2 IP), Casey Janssen (0.1 IP), Baltimore-1 at Toronto-5, Davis homered in the 2nd inning  
Aug. 30/14 – Drew Hutchison (7.0 IP), Aaron Sanchez (2.0 IP), New York (AL)-0 at Toronto-2, Teixeira doubled in the 4th inning  
July 24/16 – J.A. Happ (6.0 IP), Brett Cecil (1.0 IP), Jason Grilli (1.0 IP), Roberto Osuna (1.0 IP), Mariners-0 at Toronto-2, Martin singled in the 3rd inning

### DOMES DOUBLEHEADERS

Since moving into the SkyDome on June 3, 1989, the Jays have played six doubleheaders at the venue:

- Won 6-4 and 5-4 on July 17, 1989 vs. CAL
- Took both games by scores of 5-0 and 4-3 on Oct. 5, 2001 vs. CLE
- Swept another doubleheader on April 17, 2018 vs. KC, winning 11-3 and 5-4
- Split a doubleheader on Aug. 7, 2021 vs. BOS, winning 1-0 on a Marcus Semien walkoff blast before dropping the second contest by a 2-1 score
- Were swept in a dome doubleheader for the first time on July 2, 2022 vs. TB, losing 6-2 and 11-5
- Lost the first game on Sept. 13, 2022 vs. TB, 4-2, before taking the second contest by a 7-2 final



## BATTING

### .300 HITTERS (502 OR MORE PA)

YEAR	PLAYER	AVG	YEAR	PLAYER	AVG	YEAR	PLAYER	AVG	YEAR	PLAYER	AVG
1977	Bob Bailor	.310	1990	Fred McGriff	.300	1999	Tony Fernandez	.328	2006	Reed Johnson	.319
1980	Al Woods	.300	1992	Roberto Alomar	.310		Shawn Green	.309		Lyle Overbay	.312
1982	Damaso Garcia	.310	1993	John Olerud	.363		Shannon Stewart	.304		Vernon Wells	.303
1983	Damaso Garcia	.307		Paul Molitor	.332	2000	Carlos Delgado	.344	2009	Adam Lind	.305
	Lloyd Moseby	.315		Roberto Alomar	.326		Shannon Stewart	.319	2011	José Bautista	.302
	Willie Upshaw	.306	1994	Paul Molitor	.341	2001	Shannon Stewart	.316	2014	Melky Cabrera	.301
1986	George Bell	.309		Roberto Alomar	.306	2002	Shannon Stewart	.303	2021	Vladimir Guerrero Jr.	.311
1987	Tony Fernandez	.322	1995	Roberto Alomar	.300	2003	Carlos Delgado	.302			
	George Bell	.308	1998	Tony Fernandez	.321		Vernon Wells	.317			

### 100 RBI

YEAR	PLAYER	RBI	YEAR	PLAYER	RBI	YEAR	PLAYER	RBI	YEAR	PLAYER	RBI
1983	Willie Upshaw	104	1994	Joe Carter	103	2001	Carlos Delgado	102	2012	Edwin Encarnacion	110
1986	Jesse Barfield	108	1996	Joe Carter	107	2002	Carlos Delgado	108	2013	Edwin Encarnacion	104
	George Bell	108		Ed Sprague	101		Vernon Wells	100	2014	José Bautista	103
1987	George Bell	134	1997	Joe Carter	102	2003	Carlos Delgado	145	2015	Josh Donaldson	123
1989	George Bell	104	1998	Carlos Delgado	115		Vernon Wells	117		José Bautista	114
1990	Kelly Gruber	118		Jose Canseco	107	2006	Edwin Encarnacion	106	2016	Edwin Encarnacion	111
1991	Joe Carter	108		Shawn Green	100		Troy Glaus	104	2016	Edwin Encarnacion	127
1992	Joe Carter	119	1999	Carlos Delgado	134	2009	Adam Lind	114	2021	Teoscar Hernández	116
	Dave Winfield	108		Shawn Green	123		Aaron Hill	108		Vladimir Guerrero Jr.	111
1993	Joe Carter	121	2000	Carlos Delgado	137	2010	José Bautista	124		Bo Bichette	102
	Paul Molitor	111		Tony Batista	114	2011	José Bautista	103		Marcus Semien	102
	John Olerud	107		Brad Fullmer	104						

### 30 HOME RUNS

YEAR	PLAYER	HR's	YEAR	PLAYER	HR's	YEAR	PLAYER	HR's	YEAR	PLAYER	HR's
1980	John Mayberry	30	1997	Carlos Delgado	30	2003	Carlos Delgado	42	2014	José Bautista	35
1986	Jesse Barfield	40	1998	Jose Canseco	46		Vernon Wells	33		Edwin Encarnacion	34
	George Bell	31		Carlos Delgado	38	2004	Carlos Delgado	32	2015	Josh Donaldson	41
1987	George Bell	47		Shawn Green	35	2006	Troy Glaus	38		José Bautista	40
1988	Fred McGriff	34	1999	Carlos Delgado	44		Vernon Wells	32		Edwin Encarnacion	39
1989	Fred McGriff	36		Shawn Green	42	2009	Aaron Hill	36	2016	Edwin Encarnacion	42
1990	Kelly Gruber	31	2000	Tony Batista	41		Adam Lind	35		Josh Donaldson	37
	Fred McGriff	35		Carlos Delgado	41	2010	José Bautista	54	2017	Justin Smoak	38
1991	Joe Carter	33		Brad Fullmer	32		Vernon Wells	31		Josh Donaldson	33
1992	Joe Carter	34		Jose Cruz Jr.	31	2011	José Bautista	43	2019	Randal Grichuk	31
1993	Joe Carter	33	2001	Carlos Delgado	39	2012	Edwin Encarnacion	42	2021	Vladimir Guerrero Jr.	48
1996	Ed Sprague	36		Jose Cruz Jr.	34	2013	Edwin Encarnacion	36		Marcus Semien	45
	Joe Carter	30	2002	Carlos Delgado	33					Teoscar Hernández	32
									2022	Vladimir Guerrero Jr.	32

### 30 STOLEN BASES

YEAR	PLAYER	SB	YEAR	PLAYER	SB	YEAR	PLAYER	SB	YEAR	PLAYER	SB
1982	Damaso Garcia	54	1988	Lloyd Moseby	31	1998	Shannon Stewart	51	2014	José Reyes	30
1983	Dave Collins	31	1991	Roberto Alomar	53		Shawn Green	35			
	Damaso Garcia	31		Devon White	33	1999	Shannon Stewart	37			
1984	Dave Collins	60	1992	Roberto Alomar	49		Homer Bush	32			
	Damaso Garcia	46		Devon White	37	2001	Jose Cruz Jr.	32			
	Lloyd Moseby	39	1993	Roberto Alomar	55		Raul Mondesi	30			
1985	Lloyd Moseby	37		Devon White	34	2008	Alex Rios	32			
1986	Lloyd Moseby	32	1995	Roberto Alomar	30	2011	Rajai Davis	34			
1987	Lloyd Moseby	39	1996	Otis Nixon	54	2012	Rajai Davis	46			
	Tony Fernandez	32	1997	Otis Nixon	47	2013	Rajai Davis	45			



# SEASON RECORDS – INDIVIDUAL

\* – League Leader

## BATTING

Highest Average (502 PA) .....	*.363 .....	John Olerud-'93
Most Games .....	*163 .....	Tony Fernandez-'86
Most At-Bats .....	687 .....	Tony Fernandez-'86
Most Runs .....	134 .....	Shawn Green-'99
Most Hits .....	*215 .....	Vernon Wells-'03
Most Total Bases .....	*378 .....	Carlos Delgado-'00
Highest SLG % .....	.664 .....	Carlos Delgado-'00
Highest OBP % .....	.473 .....	John Olerud-'93
Most Extra Base Hits .....	*99 .....	Carlos Delgado-'00
Most Doubles .....	*57 .....	Carlos Delgado-'00
Most Triples .....	17 .....	Tony Fernandez-'90
Most Home Runs .....	*54 .....	Jose Bautista-'10
Most Home Runs-Home .....	*33 .....	Jose Bautista-'10
Most Home Runs-Road .....	28 .....	George Bell-'87
Most Grand Slam Home Runs .....	*4 .....	Lourdes Gurriel Jr.-'21
Most Runs Batted In .....	*145 .....	Carlos Delgado-'03
Most Base On Balls .....	132 .....	Jose Bautista-'11
Most Intentional Base on Balls .....	33 .....	John Olerud-'93
Most Times Striking Out .....	170 .....	Jose Bautista-'17; Matt Chapman-'22
Most Sacrifice Bunts .....	19 .....	Luis Gomez-'78
Most Sacrifice Flies .....	14 .....	George Bell-'89
Most Times Hit by Pitch .....	22 .....	Shea Hillenbrand-'05

## PITCHING

Most Wins .....	*22 .....	Roy Halladay-'03
Most Home Wins .....	12 .....	Doyle Alexander-'84; Dave Stieb-'88; Roger Clemens-'98
Most Road Wins .....	12 .....	Pat Hentgen-'93; *Roy Halladay-'03
Most Losses .....	18 .....	Phil Huffman-'79; Jerry Garvin-'77; Jimmy Key-'86
Most Home Losses .....	10 .....	Jesse Jefferson-'77; Dave Stieb-'80
Most Road Losses .....	12 .....	Luis Leal-'82
Most Decisions .....	31 .....	Dave Stieb-'82; Roy Halladay-'08
Highest Winning Pct (15 decisions) .....	.882 .....	Aaron Sanchez (15-2)-'16
Lowest ERA (162 IP) .....	*2.05 .....	Roger Clemens-'97
Most Appearances .....	89 .....	Mark Eichhorn-'87
Most Games Started .....	40 .....	Jim Clancy-'82
Most Complete Games .....	19 .....	Dave Stieb-'82
Most Shutouts .....	5 .....	Dave Stieb-'82
Most Innings Pitched .....	288.1 .....	Dave Stieb-'82
Most Hits Allowed .....	278 .....	Dave Lemanczyk-'77
Most Earned Runs Allowed .....	129 .....	Erik Hanson-'96
Most Home Runs Allowed .....	36 .....	Woody Williams-'98
Most Bases on Balls .....	128 .....	Jim Clancy-'80
Most Strikeouts .....	*292 .....	Roger Clemens-'97
Most Hit Batsmen .....	16 .....	Chris Carpenter-'01; Alek Manoah-'21
Most Balks .....	6 .....	Mark Eichhorn-'88
Most Wild Pitches .....	*26 .....	Juan Guzman-'93
Most Relief Wins .....	14 .....	Mark Eichhorn-'86
Most Relief Losses .....	10 .....	Tom Buskey-'79; Duane Ward-'89
Most Saves .....	*45 .....	Duane Ward-'93
Most Decisions in Relief .....	20 .....	Mark Eichhorn-'86
Innings Pitched In Relief .....	157.0 .....	Mark Eichhorn-'86

BIOGRAPHIES

LAST SEASON

HISTORY

RECORDS

OPPONENTS

PLAYER DEV.

MEDIA & MISC.



## MISCELLANEOUS

Most Consecutive Wins .....	15	Roger Clemens .....	June 3-Sept. 21/98
		Roy Halladay .....	May 1-July 27/03
Most Consecutive Wins (Starter) .....	15	Roger Clemens .....	June 3-Sept. 21/98
		Roy Halladay .....	May 1-July 27/03
Most Consecutive Wins (Reliever) .....	11	Dennis Lamp .....	April 6-Oct. 6/85
Most Consecutive Losses (Season) .....	13	Ricky Romero .....	June 27-Sept. 12/12
Most Consecutive Losses .....	13	Tom Underwood .....	Aug. 28/78 – June 10/79
		Ricky Romero .....	June 27-Sept. 12/12
		Aaron Sanchez .....	May 2-July 17/13
Most Consecutive Shutouts .....	3	Dave Stieb .....	Sept. 18-24-30/88
		Roger Clemens .....	Aug. 20-30/98
Most Consecutive Complete Games .....	7	Dave Stieb .....	June 18-July 21/80
Most Consecutive Scoreless Innings .....	33.0	Roger Clemens .....	Aug. 20-Sept. 5/98
Most Consecutive Scoreless IP to begin TOR career .....	22.0	Juan Perez .....	May 29-July 23/13
Most Consecutive Games, one or more RBI's .....	8	Willie Upshaw .....	Sept. 11-20/83
		John Olerud .....	Sept. 3-14/91
		Carlos Delgado .....	April 16-23/00
		Carlos Delgado .....	June 4-12/03
		Matt Stairs .....	Aug. 28-Sept. 3/07
		Edwin Encarnacion .....	Aug. 22-30/15
Most Consecutive Games, Extra-base Hits .....	11	Jesse Barfield .....	Aug. 17-27/85
Most Consecutive Hits .....	8	Rance Mulliniks .....	Aug. 24-27/84
		Paul Molitor .....	Aug. 26-27/95
		Tony Fernandez .....	May 6-11/99
		Adam Lind .....	June 3-4/09
Most Consecutive Times Reached Base .....	12	Lyle Overbay .....	May 22-25/08
Most Consecutive Games, Reached Base Safely .....	44	Edwin Encarnacion .....	July 21-Sept. 17/15
Most Consecutive Innings, No Earned Runs .....	41.0	Roy Halladay .....	Sept. 1-Sept. 22/03
Most Saves, Consecutive Opportunities .....	31	Jordan Romano .....	May 11/21-April 22/22
Most Saves, Consecutive Appearances .....	13	Jordan Romano .....	Sept. 19/21-April 22/22
Most Home Runs, One Inning .....	4	vs. Texas (6th inning) .....	Aug. 17/01
		at Baltimore (7th inning) .....	Sept. 11/21 (2)
Home Runs in Consecutive AB's .....	4	Carlos Delgado .....	Sept. 25/03
Most Consecutive Stolen Bases .....	23	Joe Carter .....	1993-1995
Most Runs, One Inning .....	11	vs. Seattle (A) (9th inning) .....	July 20/84
		vs. Oakland (H) (2nd inning) .....	April 26/95
		vs. Minnesota (H) (6th inning) .....	July 25/07
		vs. Baltimore (A) (7th inning) .....	Sept. 11/21(1)
Most Hits, One Inning .....	11	vs. Seattle (A) (9th inning) .....	July 20/84
		vs. Baltimore (A) (7th inning) .....	Sept. 11/21(1)
Most Consecutive Errorless Games .....	15	at Texas .....	Aug. 19-Sept. 4/08
Most Errors, Game .....	6	at Texas .....	May 13/82
Most Double Plays, Game .....	6	vs. Detroit .....	Aug. 12/06
		at Minnesota .....	July 25/07
Most Innings, Home .....	19	vs. Detroit .....	Aug. 10/14
		vs. Cleveland .....	July 1/16
Most Innings, Road .....	19	at Boston .....	Sept. 5/17
Longest Game, Time, Home (9.0 inning) .....	4:15	vs. New York (AL) .....	April 11/88
Longest Game, Time, Road (9.0 inning) .....	4:23	at Boston .....	Sept. 6/20
Longest Game, Time, Home .....	6:37	vs. Detroit .....	Aug. 10/14 (19.0)
Longest Game, Time, Road .....	6:00	at Boston .....	Sept. 5/17 (19.0)
Shortest Game, Time, Home .....	1:33	vs. Minnesota .....	Sept. 28/82
Shortest Game, Time, Road .....	1:39	at Detroit .....	June 16/77
Hitting Streak .....	28	Shawn Green .....	June 29-July 31, 1999
Most Consecutive Times Shutout .....	3	.....	May 13-15/81
Most Consecutive Scoreless Innings .....	33.0	.....	May 12-16/81
Most Consecutive Complete Games .....	4	.....	Sept. 20, 21, 23, 24/83
Most Consecutive Shutout Games .....	3	.....	May 21, 22, 23/83
Most Consecutive Shutout Innings-Pitchers .....	28	.....	June 4, 5, 6, 7/85
Most Consecutive Games Played .....	432	Carlos Delgado .....	April 3/00-Aug. 4/02
Most Years, Pitcher .....	15	Dave Stieb .....	1979-92, 1998
Most Years, Non-Pitcher .....	12	Ernie Whitt .....	1977-78, 1980-89
		Tony Fernandez .....	1983-90, 1993, 1998-99, 2001
		Vernon Wells .....	1999-2010
Longest Road Trip .....	15	Games .....	1978, 1984, 1995





# FIELDING SEASON RECORDS

Based on 108 games

## PITCHERS

Category	Record	Player, Year
Games, Most.....	89	Mark Eichhorn, 1987
Putouts, Most.....	34	Dave Stieb, 1985; Jim Clancy, 1986
Assists, Most.....	66	Jerry Garvin, 1977
Errors, Most.....	8	Jesse Jefferson, 1977
Total Chances, Most.....	92	Dave Stieb, 1985
Double Plays, Most.....	8	Dave Stieb, 1980
Best Percentage (35 or more chances).....	1.000	Done 22x; last: Marcus Stroman, 2018

## CATCHERS

Category	Record	Player, Year
Games, Most.....	138	Pat Borders, 1993
Putouts, Most.....	989	Russell Martin, 2016
Assists, Most.....	88	Pat Borders, 1992
Errors, Most.....	13	Rick Cerone, 1979; Pat Borders, 1993
Passed Balls, Most.....	19	Russell Martin, 2015
Total Chances, Most.....	1048	Russell Martin, 2016
Double Plays, Most.....	12	Pat Borders, 1993
Best Percentage.....	.997	Darrin Fletcher, 1999; Benito Santiago, 1997; Bengie Molina, 2006

## FIRST BASEMEN

Category	Record	Player, Year
Games, Most.....	162	Carlos Delgado, 2000
Putouts, Most.....	1518	Carlos Delgado, 2001
Assists, Most.....	155	Lyle Overbay, 2008
Errors, Most.....	21	Willie Upshaw, 1983
Total Chances, Most.....	1630	Carlos Delgado, 2001
Double Plays, Most.....	166	Carlos Delgado, 2001
Best Percentage.....	.999	Justin Smoak, 2018

## SECOND BASEMEN

Category	Record	Player, Year
Games, Most.....	160	Roberto Alomar, 1991; Aaron Hill, 2007
Putouts, Most.....	333	Roberto Alomar, 1991
Assists, Most.....	560	Aaron Hill, 2007
Errors, Most.....	16	Damaso Garcia, 1980
Total Chances, Most.....	818	Aaron Hill, 2007
Double Plays, Most.....	129	Aaron Hill, 2009
Best Percentage.....	.994	Roberto Alomar, 1995

## THIRD BASEMEN

Category	Record	Player, Year
Games, Most.....	156	Kelly Gruber, 1988
Putouts, Most.....	164	Matt Chapman, 2022
Assists, Most.....	349	Kelly Gruber, 1988
Errors, Most.....	22	Roy Howell, 1978; Kelly Gruber, 1989; Eric Hinske, 2003
Total Chances, Most.....	477	Kelly Gruber, 1988
Double Plays, Most.....	41	Matt Chapman, 2022
Best Percentage.....	.988	Matt Chapman, 2022

## SHORTSTOP

Category	Record	Player, Year
Games, Most.....	163	Tony Fernandez, 1986
Putouts, Most.....	319	Alfredo Griffin, 1982
Assists, Most.....	509	Alex Gonzalez, 2001
Errors, Most.....	37	Alfredo Griffin, 1980
Total Chances, Most.....	824	Alfredo Griffin, 1982
Double Plays, Most.....	126	Alfredo Griffin, 1980
Best Percentage.....	.992	Tony Fernandez, 1989

## OUTFIELDERS

Category	Record	Player, Year
Games, Most.....	162	Rick Bosetti, 1979; Jose Cruz, 2000
Putouts, Most.....	473	Lloyd Moseby, 1984
Assists, Most.....	22	Jesse Barfield, 1985
Errors, Most.....	15	George Bell, 1988
Total Chances, Most.....	497	Rick Bosetti, 1979
Double Plays, Most.....	8	Jesse Barfield, 1985 & 1986
Best Percentage.....	1.000	Vernon Wells, 2005 & 2010; Frank Catalanotto, 2005; Randal Grichuk, 2021; George Springer, 2023



# GAME RECORDS – INDIVIDUAL

## BATTING

Category	Record	Player	Opponent	Date
At-Bats	9	Alfredo Griffin (17 inn.) Jose Reyes (19 inn.)	Boston (A), GM1 Detroit (H)	Oct. 4/80 Aug. 10/14
Runs	5	Carlos Delgado	Seattle (A)	May 3/99
	5	Shannon Stewart	Tampa Bay (A)	June 25/02
	5	Orlando Hudson	Boston (H)	May 13/04
	5	Josh Donaldson	Chicago-AL (H)	June 26/15
	5	Bo Bichette	Boston (A)	June 13/21
Hits	5	Lourdes Gurriel Jr.	Baltimore (A)	Sept. 12/21
	6	Frank Catalanotto	Chicago-AL (A), GM2	May 1/04
	6	Lourdes Gurriel Jr.	Boston (A)	July 22/22
Doubles	4	Damaso Garcia	New York-AL (A)	June 27/86
	4	Shannon Stewart	New York-NL (H)	July 18/00
	4	Alex Rios	Boston (A)	Aug. 17/08
Triples	2	13x, 11 players, last: Dalton Pompey	Baltimore (H)	Sept. 26/14
Home Runs	4	Carlos Delgado	Tampa Bay (H)	Sept. 25/03
Extra-Base Hits	4	12x, 11 players, last: Vladimir Guerrero Jr.	New York-AL (A)	April 13/22
RBI's	4	Roy Howell	New York-AL (A)	Sept. 10/77
	4	Edwin Encarnacion	Detroit (H)	Aug. 29/15
Sacrifice Flies	3	George Bell	Chicago-AL (A)	Aug. 14/90
Strikeouts	6	Alex Gonzalez (13 inn.)	Cleveland (H)	Sept. 9/98
Walks	4	21x, 18 players, last: Justin Smoak	Chicago-AL (H)	May 10/19
	5	Melky Cabrera (19 inn.)	Detroit (H)	Aug. 10/14
Stolen Bases	4	Damaso Garcia	Oakland (H)	April 25/84
	4	Dave Collins	Baltimore (A)	Aug. 5/84
	4	Roberto Alomar	Baltimore (A)	June 8/91
	4	Otis Nixon	Boston (H)	Aug. 14/96
	4	Rajai Davis	Houston (H)	July 28/13
Hit By Pitch	3	Reed Johnson	Texas (A)	April 16/05
	3	Reed Johnson	Tampa Bay (H)	April 7/06
	3	Reed Johnson	New York-AL (A)	April 29/06

## “BIG” RBI GAMES

(6 OR MORE)

RBI	PLAYER	DATE	OPPONENT
9	Roy Howell	Sept. 10, 1977	NY Yankees (A)
9	Edwin Encarnacion	Aug. 29, 2015	DET (H)
8	Adam Lind	Aug. 31, 2009	TEX (A)
8	Michael Saunders	June 17, 2016	BAL (A)
7	John Mayberry	June 26, 1978	BAL (H)
7	Otto Velez	May 4, 1980	CLE (H) G1
7	George Bell	May 9, 1987	TEX (A)
7	Josh Phelps	July 7, 2004	SEA (H)
7	Lyle Overbay	Aug. 20, 2010	BOS (A)
7	Kendrys Morales	Aug. 31, 2017	BAL (A)
7	Vladimir Guerrero Jr.	April 27, 2021	WAS (H)
7	Lourdes Gurriel Jr.	Sept. 12, 2021	BAL (A)
6	Roy Howell	July 3, 1979	DET (A)
6	Barry Bonnell	May 3, 1980	CLE (H)
6	Lloyd Moseby	Aug. 19, 1981	KC (A)
6	Damaso Garcia	May 10, 1985	SEA (H)
6	Jesse Barfield	May 18, 1986	CLE (H)
6	George Bell	June 11, 1987	BAL (A)
6	Ernie Whitt	Sept. 12, 1987	NY Yankees (H)
6	Ernie Whitt	Sept. 27, 1988	BAL (A)
6	Kelly Gruber	April 16, 1989	KC (H)
6	George Bell	June 8, 1990	MIL (A)
6	Charlie O'Brien	May 14, 1997	DET (A)
6	Carlos Delgado	June 7, 2000	ATL (A)
6	Raul Mondesi	May 4, 2001	SEA (A)
6	Raul Mondesi	June 29, 2001	BOS (H)
6	Jose Cruz Jr.	June 25, 2002	TB (A)
6	Carlos Delgado	Sept. 25, 2003	TB (H)
6	Reed Johnson	July 1, 2005	BOS (A)
6	Adam Lind	April 6, 2009	DET (H)
6	J.P. Arencibia	May 18, 2012	NY Yankees (H)
6	Adam Lind	Sept. 7, 2013	MIN (A)
6	Edwin Encarnacion	June 20, 2014	CIN (A)
6	Josh Donaldson	Aug. 22, 2015	LAA (A)
6	Edwin Encarnacion	May 5, 2016	TEX (H)
6	Justin Smoak	April 1, 2018	NY Yankees (H)
6	Yangervis Solarte	May 3, 2018	CLE (A) G1
6	Curtis Granderson	June 10, 2018	BAL (H)
6	Teoscar Hernández	June 13, 2021	BOS (A)
6	Danny Jansen	July 22, 2022	BOS (A)
6	Raimel Tapia	July 22, 2022	BOS (A)
6	Vladimir Guerrero Jr.	May 23, 2023	TB (A)



## PITCHING

Category	Record	Player	Opponent	Date
Innings.....	12	Jesse Jefferson Dave Stieb	Boston (H) Oakland (H)	May 23/78 May 17/80
Most Innings, Reliever....	7.1	Mike Willis	Boston (H), 1st g	Sept. 27/77
Hits.....	14	Josh Towers	Minnesota (H)	May 27/05
Runs.....	13	David Wells	Milwaukee (A)	Aug. 20/92
Earned Runs.....	13	David Wells	Milwaukee (A)	Aug. 20/92
Home Runs.....	5	Pat Hentgen Pat Hentgen Brett Cecil	Cleveland (H) Boston (H) Boston (A)	May 26/95 June 25/97 May 20/10
Strikeouts.....	18	Chase Anderson	New York-AL (A)	Sept. 17/20
Walks.....	9	Roger Clemens Jesse Jefferson Jim Clancy Pat Hentgen Chris Carpenter	Kansas City (H) Baltimore (H) Chicago-AL (A) Seattle (A) Seattle (H)	Aug. 25/98 Aug. 18/77 Aug. 30/84 July 15/95 Aug. 16/99
Hit Batsmen.....	3	9x, last: José Berríos	Kansas City (H)	Aug. 1/21
Wild Pitches.....	4	John Cerutti Edwin Hurtado Al Leiter Kyle Drabek	Boston (A) Cleveland (A) Boston (A) Kansas City (A)	July 3/86 Aug. 31/95 Sept. 23/95 June 7/11

## FIELDING

### PITCHERS

Category	Record	Player	Opponent	Date
Most Putouts.....	5	Roy Halladay	Detroit (A)	June 2/02
Most Assists.....	8	Jim Clancy	Seattle (A)	April 4/84
Most Errors.....	3	Juan Guzman	Anaheim (H)	May 23/97
Most Double Plays.....	3	Dave Lemanczyk	Boston (H)	Sept. 7/77
Most Total Chances.....	8	Jim Clancy	Seattle (A)	April 4/84

### CATCHERS

Category	Record	Player	Opponent	Date
Most Putouts.....	19	Miguel Montero	Minnesota (H)	Aug. 27/17
Most Assists.....	5	Jose Molina J.P. Arencibia Russell Martin	Tampa Bay (A) Baltimore (A) Chigago-AL (H)	April 25/10 July 13/13 April 2/18
Most Errors.....	2	12x, last: Danny Jansen	Tampa Bay (H)	May 22/21
Most Double Plays.....	2	16x, last: Luke Maile	Detroit (H)	July 2/18
Most Passed Balls.....	3	2x, last: Russell Martin	Boston (A)	June 13/15
Most Total Chances.....	20	Miguel Montero	Minnesota (H)	Aug. 27/17

### FIRST BASEMEN

Category	Record	Player	Opponent	Date
Most Putouts.....	22	Edwin Encarnacion (18.0 inn.)	Texas (H)	June 8/13
Most Assists.....	4	34x, last: Edwin Encarnacion	Cleveland (A)	May 2/15
Most Errors.....	3	Willie Upshaw Fred McGriff (12.0 inn.) John Olerud	Boston (A) Boston (A) Texas (A)	July 1/86 June 4/89 May 5/93
Most Double Plays.....	6	Lyle Overbay	Minnesota (A)	Aug. 12/06
Most Total Chances.....	24	Carlos Delgado (17.0 inn.)	New York-AL (H)	April 19/01

### SECOND BASEMEN

Category	Record	Player	Opponent	Date
Most Putouts.....	12	Tomas Perez (14.0 inn.)	Kansas City (A)	Aug. 20/96
Most Assists.....	10	5x, last: Darwin Barney (19.0 inn.)	Cleveland (H)	July 1/16
Most Errors.....	3	Garth Iorg Hector Torres Emilio Bonifacio	California (A) Baltimore (A) Boston (H)	April 28/78 June 24/77 April 5/13
Most Double Plays.....	5	Roberto Alomar (11.0 inn.) Tilson Brito Aaron Hill	New York-AL (H) Detroit (H) Minnesota (A)	May 10/95 April 16/96 Aug. 12/06
Most Total Chances.....	15	Damaso Garcia Tomas Perez (14.0 inn.) Emilio Bonifacio (16.2 inn.)	Kansas City (H) Kansas City (A) San Diego (A)	May 7/82 Aug. 20/96 May 31/13



**THIRD BASEMEN**

Category	Record	Player	Opponent	Date
Most Putouts.....	6	Kelly Gruber Ed Sprague Matt Dominguez	Milwaukee (H) Cleveland (A) Boston (A)	Aug. 27/92 June 15/94 June 5/16
Most Assists.....	9	Roy Howell	Milwaukee (H), G2	June 14/78
Most Errors.....	3	Dave Baker Kelly Gruber Kelly Gruber	Oakland (H), G2 Baltimore (A) Chicago-AL (A)	Sept. 15/82 June 27/89 May 23/92
Most Double Plays.....	3	4x, last: Eric Hinske	Texas (H)	Aug. 8/03
Most Total Chances .....	11	Roy Howell Ed Sprague Santiago Espinal (12.0 inn.)	Milwaukee (H) Seattle (H) Tampa Bay (H)	April 17/80 July 1/91 May 21/21

**SHORTSTOPS**

Category	Record	Player	Opponent	Date
Most Putouts.....	8	Alfredo Griffin Alex Gonzalez Alex Gonzalez	Texas (A) Cleveland (H) Minnesota (H)	Sept. 2/81 May 16/97 Aug. 2/01
Most Assists.....	13	Alex Gonzalez	Cleveland (H)	April 26/96
Most Errors.....	3	Alfredo Griffin Luis Sojo	Texas (A) Cleveland (A)	May 13/82 Aug. 31/90
Most Double Plays.....	5	Alfredo Griffin Alex Gonzalez Marco Scutaro (13.0 inn.) John McDonald (13.2 inn.)	California (A) Chicago-AL (A) Tampa Bay (H) Los Angeles-AL (A)	May 7/80 April 24/98 Sept. 6/08 April 9/11
Most Total Chances .....	16	Alex Gonzalez Marco Scutaro (13.0 inn.)	Cleveland (H) Tampa Bay (H)	April 26/96 Sept. 6/08

**OUTFIELDERS**

Category	Record	Player	Opponent	Date
Most Putouts.....	10	Lloyd Moseby (10.0 inn.) Shannon Stewart (11.0 inn.) Jose Cruz Jr. Raul Mondesi	New York-AL (H), G1 Boston (H) Cleveland (A) Montreal (A)	Aug. 2/83 Sept. 3/98 Oct. 1/99 July 8/00
Most Assists.....	3	Steve Bowling Rick Bosetti	Oakland (H) Detroit (H)	Aug. 27/77 May 28/79
Most Errors.....	2	20x, last: Ezequiel Carrera	Detroit (A)	July 3/15
Most Double Plays.....	2	4x, last: Dewayne Wise	Chicago-AL (A)	Aug. 6/02
Most Total Chances .....	10	Lloyd Moseby (10.0 inn.) Shannon Stewart (11.0 inn.) Jose Cruz Jr. Raul Mondesi	New York-AL (H), G1 Boston (H) Cleveland (A) Montreal (A)	Aug. 2/83 Sept. 3/98 Oct. 1/99 July 8/00

**ARBITRATION CASES**

Baseball arbitration was born out of the Basic Agreement settlement of 1972, though it was not actually put into place until before the 1974 season and was not used in 1976 and 1977.

The following is the list of Blue Jays who have gone to arbitration:

YEAR	PLAYER	OFFERED	ASKED	CLUB W/L
1980	Dave Lemanczyk-RHP Roy Howell-INF	\$130,000 \$110,000	\$165,000 \$133,000	WON LOST
1982	Dave Stieb-RHP	\$250,000	\$325,000	WON
1983	Damaso Garcia-INF Roy Lee Jackson-RHP	\$300,000 \$155,000	\$400,000 \$225,000	LOST WON
1988	Tom Henke-RHP	\$725,000	\$1,025,000	WON
1991	Roberto Alomar-INF	\$825,000	\$1,250,000	LOST
1997	Bill Riskey-RHP	\$380,000	\$550,000	WON
2015	Danny Valencia-INF Josh Donaldson-INF	\$1,200,000 \$4,300,000	\$1,675,000 \$5,750,000	LOST WON
2016	Jesse Chavez-RHP	\$3,600,000	\$4,000,000	LOST
2017	Marcus Stroman-RHP	\$3,100,000	\$3,400,000	LOST
2018	Roberto Osuna-RHP Marcus Stroman-RHP	\$5,300,000 \$6,500,000	\$5,800,000 \$6,900,000	WON WON
2019	Ryan Tepera-RHP	\$1,525,000	\$1,800,000	WON
2024	Vladimir Guerrero Jr.-1B	\$18,050,000	\$19,900,000	LOST



# MONTHLY RECORDS – INDIVIDUAL

## PITCHING

Category	Record	Player	Date
Games	18	Mark Eichhorn	June '87
Wins	6	Duane Ward	Sept./Oct. '92
Losses	7	4x, 4 players, last: Roy Halladay	May '03
Strikeouts	68	Jesse Jefferson	Aug. '80
Innings Pitched	60.2	Roger Clemens	Aug. '98
Saves	11	Billy Koch	Sept. '84
ERA (Starters)	0.88	Kelvim Escobar	July '99
Complete Games	5	Alek Manoah	Sept. '02
		Tom Underwood	Sept. '22
		Pat Hentgen	June '79
		Roy Halladay	Aug. '96
Starts	8	Roy Halladay	Sept. '03
SHO	3	Luis Leal	Aug. '82
		Dave Stieb	Sept. '88
		Roger Clemens	Aug. '98

## BATTING

Category	Record	Player	Date
At-Bats	134	Lloyd Moseby	Aug. '83
Hits	48	Bo Bichette	Sept. '22
Runs	31	Shawn Green	Aug. '98
Doubles	19	Carlos Delgado	July '00
Triples	5	Alfredo Griffin	May '79
	5	Lloyd Moseby	June '84
	5	Orlando Hudson	Aug. '02
Home Runs	16	Edwin Encarnacion	May '14
Runs Batted In	35	Josh Donaldson/Edwin Encarnacion	Aug. '15
Extra-Base Hits	24	Carlos Delgado	July '00
Walks	30	Fred McGriff	Aug. '8
		Jose Bautista	March/April '14
Stolen Bases	18	Dave Collins	Aug. '84
AVG	.450	John Olerud	April '93
SLG %	.919	Edwin Encarnacion	Aug. '15
OBP %	.550	Frank Catalanotto	April '06

## HOME RUN TRIVIA

### PLAYER WHO HOMERED IN THEIR FINAL MAJOR LEAGUE AT-BAT

**WILLIE AIKENS**, April 27, 1985. He came to bat for last time, pinch-hitting at Texas in the 9th inning. Batting for Tony Fernandez against Tommy Boggs, Aikens crushed a dramatic game-tying, two-run homer and Toronto went on to win 9-8. Three days later, Aikens was "designated for assignment" winding up in the minor leagues.

### TWO IN ONE INNING, BATTER

**JOE CARTER** was the first Blue Jay to hit two home runs in one inning. He had his two on Oct. 3, 1993 at Baltimore in the 2nd inning.

**EDWIN ENCARNACION** became just the 2nd player in club history to hit two home runs in one inning. He had his two on July 26, 2013 vs. Houston in the 7th inning.

### 40 HOME RUN SEASONS

In 1999, **CARLOS DELGADO** with 44 home runs and **SHAWN GREEN** with 42 home runs, became the first Blue Jays tandem to each hit 40 or more home runs in the same season. In 2000, the Blue Jays again had two players, **CARLOS DELGADO** and **TONY BATISTA**, each hit 40 plus homers in a season. In 2015, **JOSH DONALDSON** hit 41 home runs while teammate **JOSE BAUTISTA** hit 40, marking the 3rd time in club history in which two teammates each hit 40. In 2021, **VLADIMIR GUERRERO JR.** clubbed 48 homers while **MARCUS SEMIEN** notched 45, the 4th time a pair of teammates have hit 40+ homers and the first time they've each hit at least 45. Overall the Blue Jays have had 11 different players, done 16 times, hit 40 or more home runs in a season. **JOSE BAUTISTA** hit a club-record 54 HR in 2010 and became just the 2nd Jay

to collect 40+ HR in back-to-back seasons, the first since **CARLOS DELGADO** (1999-2000). **CARLOS DELGADO** is the only Blue Jay player to hit 40 or more home runs in a season three times (1999, 2000, 2003).

### HOME RUNS BY THE FIRST TWO BATTERS OF GAME

**DEVON WHITE** and **ROBERTO ALOMAR** on August 18, 1991 at Detroit accomplished this feat for the first time in Blue Jays history. The second time occurred on June 14, 2006 vs. Baltimore when **ALEX RIOS** and **FRANK CATALANOTTO** did so. The third such start came on May 22, 2016 at MIN, via homers from **JOSE BAUTISTA** and **JOSH DONALDSON**. The fourth occurrence came on July 27, 2018 at CWS from **CURTIS GRANDERSON** and **LOURDES GURRIEL JR.** The most recent instance involved **MARCUS SEMIEN** and **BO BICHETTE** on May 16, 2021 vs. PHI.

### MOST PLAYERS WITH 30 OR MORE HOME RUNS

The 2000 Blue Jays had four players hit 30-or-more home runs, which tied the MLB record at the time (MIN - five in 2019). It was then just the second time the feat had been accomplished in the AL as the Anaheim Angels also had four players hit 30-plus homers in the 2000 season.

### 20 HOME RUNS AT THE ALL-STAR BREAK

The 2000 Blue Jays became the first team in Major League history to have four players hit 20-or-more home runs at the All-Star Break. **CARLOS DELGADO** hit 28, **TONY BATISTA** hit 24, **RAUL MONDESI** hit 22, and **JOSE CRUZ Jr.** hit 20.



# CLUB RECORDS

## TORONTO'S BEST WON/LOST RECORDS

BEST			WORST			BEST			WORST			BEST			WORST		
G	W-L	YEAR	W-L	YEAR	times	G	W-L	YEAR	W-L	YEAR	times	G	W-L	YEAR	W-L	YEAR	
1	1-0	24 times	0-1	22 times		54	36-18	84/85	13-41	79		109	69-40	85	33-76	79	
2	2-0	14 times	0-2	7 times		55	36-19	84/85	13-42	79		110	69-41	85	33-77	79	
3	3-0	92/96	0-3	79/03/04		56	37-19	85	14-42	79		111	70-41	85	33-78	79	
4	4-0	92	1-3	7 times		57	38-19	85	15-42	79		112	70-42	85	34-78	79	
5	5-0	92	1-4	78/04/17		58	38-20	85/87	16-42	79/81		113	71-42	85	34-79	79	
6	6-0	92	1-5	04/17		59	39-20	87	16-43	79		114	72-42	85	34-80	79	
7	6-1	92/94	1-6	17		60	39-21	87	17-43	79		115	72-43	85	35-80	79	
8	7-1	92	1-7	17		61	39-22	84/85/87	17-44	79		116	72-44	85	35-81	79	
9	8-1	92	1-8	17		62	40-22	84	18-44	79		117	73-44	85	36-81	79	
10	9-1	92	1-9	17		63	41-22	84/87	18-45	79		118	73-45	85	37-81	79	
11	9-2	92	2-9	17		64	41-23	84/87	18-46	79		119	74-45	85	38-81	79	
12	10-2	92	2-10	17		65	41-24	84/87	19-46	79		120	74-46	85	38-82	79	
13	10-3	92	2-11	17		66	42-24	84	20-46	79		121	75-46	85	39-82	79	
14	11-3	92	3-11	04/17		67	42-25	84/87	21-46	78/79		122	76-46	85	39-83	79	
15	12-3	92	3-12	17		68	43-25	84	22-46	78/79		123	77-46	85	39-84	79	
16	12-4	92/99	4-12	04/17		69	43-26	84/85/87	22-47	78/79		124	77-47	85	39-85	79	
17	13-4	92	4-13	17		70	44-26	87	23-47	78/79		125	78-47	85	39-86	79	
18	14-4	92	5-13	17		71	44-27	85/87	23-48	79		126	79-47	85	39-87	79	
19	15-4	92	5-14	17		72	45-27	85/87	23-49	79		127	79-48	85	40-87	79	
20	15-5	92	6-14	79/17		73	45-28	85/87	23-50	79		128	80-48	85	40-88	79	
21	15-6	92	6-15	17		74	46-28	85	23-51	79		129	81-48	85	41-88	79	
22	16-6	92	6-16	17		75	46-29	85	24-51	79		130	81-49	85	42-88	79	
23	16-7	92	6-17	17		76	46-30	85/93	24-52	79		131	82-49	85	42-89	79	
24	16-8	92/01	7-17	79/17		77	47-30	85/93	24-53	79		132	82-50	85	42-90	79	
25	16-9	92/01/09	7-18	79		78	48-30	93	24-54	79		133	83-50	85	42-91	79	
26	17-9	92/01/09	8-18	78/79/04		79	48-31	85/92/93	24-55	79		134	84-50	85	43-91	79	
27	18-9	92/09	8-19	79		80	49-31	92	24-56	79		135	84-51	85	43-92	79	
28	19-9	92	8-20	79		81	50-31	92	24-57	79		136	85-51	85	44-92	79	
29	20-9	92	8-21	79		82	51-31	92	25-57	79		137	86-51	85	44-93	79	
30	21-9	92	8-22	79		83	52-31	92	26-57	79		138	87-51	85	44-94	79	
31	21-10	92	8-23	79		84	53-31	92	26-58	79		139	88-51	85	44-95	79	
32	21-11	87/92	8-24	79		85	53-32	85/92	27-58	79		140	88-52	85	44-96	79	
33	22-11	92	9-24	79		86	53-33	85/92	27-59	79		141	89-52	85	44-97	79	
34	23-11	92	9-25	79		87	53-34	85/92	27-60	79		142	90-52	85	44-98	79	
35	24-11	92	9-26	79		88	54-34	92	28-60	79		143	91-52	85	45-98	79	
36	25-11	92	9-27	79		89	54-35	92	28-61	79		144	91-53	85	46-98	79	
37	25-12	92	10-27	79		90	55-35	92	28-62	79		145	91-54	85	46-99	79	
38	25-13	92	10-28	79		91	56-35	92	28-63	79		146	92-54	85	47-99	79	
39	25-14	84/85/92/09	10-29	79		92	56-36	92	29-63	79		147	93-54	85	48-99	79	
						93	57-36	92	29-64	79		148	93-55	85	49-99	79	
40	26-14	84/85/09	10-30	79		94	57-37	85/92	29-65	79		149	94-55	85	50-99	79	
41	27-14	84/85/09	10-31	79		95	58-37	85/92	29-66	79		150	95-55	85	50-100	79	
42	28-14	84/85	11-31	79		96	59-37	85	29-67	79		151	95-56	85	50-101	79	
43	29-14	84/85	11-32	79		97	60-37	85	29-68	79		152	95-57	85	50-102	79	
44	30-14	84/85	11-33	79		98	61-37	85	29-69	79		153	96-57	85	51-102	79	
45	31-14	84/85	12-33	79		99	62-37	85	29-70	79		154	97-57	85	52-102	77/79	
46	31-15	84/85	12-34	79		100	63-37	85	30-70	79		155	98-57	85	52-103	77/79	
47	32-15	84	12-35	79		101	63-38	85	31-70	79		156	98-58	85	52-104	77/79	
48	33-15	84	12-36	79		102	64-38	85	31-71	79		157	98-59	85	52-105	77	
49	34-15	84	12-37	79		103	65-38	85	32-71	79		158	98-60	85	53-105	77/79	
50	34-16	84/85	12-38	79		104	66-38	85	32-72	79		159	98-61	85	53-106	77/79	
51	35-16	85	12-39	79		105	67-38	85	32-73	79		160	99-61	85	53-107	79	
52	36-16	85	13-39	79		106	67-39	85	32-74	79		161	99-62	85	53-108	79	
53	36-17	84/85	13-40	79		107	68-39	85	32-75	79		162	96-66	87/92	53-109	79	
						108	69-39	85	32-76	79							

BIographies

LAST SEASON

HISTORY

RECORDS

OPPONENTS

PLAYER DEV.

MEDIA & MISC.



# BLUE JAYS MONTHLY RECORDS

		MARCH/ APRIL W-L	MAY W-L	JUNE W-L	JULY W-L	AUG. W-L	SEPT./ OCT. W-L	PRE ALL-STAR W-L	POST ALL-STAR W-L	TOTAL W-L
1977	H	6-4	5-10	3-9	5-10	3-8	3-14	18-27	7-28	25-55
	A	4-7	3-7	7-8	2-11	7-10	6-9	16-31	13-21	29-52
	T	10-11	8-17	10-17	7-21	10-18	9-23	34-58	20-49	54-107
1978	H	4-7	7-7	6-8	7-7	10-3	3-12	19-23	18-21	37-44
	A	4-6	2-11	3-9	6-11	6-11	1-10	13-30	9-28	22-58
	T	8-13	9-18	9-17	13-18	16-14	4-22	32-53	27-49	59-102
1979	H	3-8	3-15	6-5	5-6	6-8	9-7	14-32	18-17	32-49
	A	4-7	2-8	6-14	3-11	5-9	1-11	15-32	6-28	21-60
	T	7-15	5-23	12-19	8-17	11-17	10-18	29-64	24-45	53-109
1980	H	3-1	8-9	7-7	5-10	6-8	6-11	18-19	17-27	35-46
	A	6-6	5-5	3-10	6-7	5-12	7-9	15-24	17-25	32-49
	T	9-7	13-14	10-17	11-17	11-20	13-20	33-43	34-52	67-95
1981	H	2-7	5-10	0-5	—	4-8	6-6	7-22	10-14	17-36
	A	5-5	4-10	0-5	—	5-2	6-11	9-20	11-13	20-33
	T	7-12	9-20	0-10	—	9-10	12-17	16-42	21-27	37-69
1982	H	5-6	6-5	7-10	9-4	7-8	10-4	19-24	25-13	44-37
	A	3-6	7-9	5-4	6-8	6-12	7-8	18-23	16-24	34-47
	T	8-12	13-14	12-14	15-12	13-20	17-12	37-47	41-37	78-84
1983	H	4-4	12-6	6-3	8-8	7-6	11-6	23-15	25-18	48-33
	A	4-6	6-3	10-9	7-4	8-13	6-5	20-18	21-22	41-40
	T	8-10	18-9	16-12	15-12	15-19	17-11	43-33	46-40	89-73
1984	H	5-5	15-2	9-5	7-6	6-5	7-9	34-15	15-17	49-32
	A	8-4	4-4	4-11	7-8	12-7	5-7	16-19	24-22	40-41
	T	13-9	19-6	13-16	14-14	18-12	12-16	50-34	39-39	89-73
1985	H	5-4	9-2	11-5	10-4	5-3	12-8	26-13	28-13	54-26
	A	8-3	8-6	5-8	8-6	12-7	6-6	27-22	18-24	45-36
	T	13-7	17-8	16-13	18-10	17-10	18-14	53-35	46-37	99-62
1986	H	4-7	7-5	10-8	5-5	11-5	5-9	26-25	16-14	42-39
	A	5-4	7-10	7-3	10-6	7-5	8-9	21-18	23-19	44-37
	T	9-11	14-15	17-11	15-11	18-10	13-18	47-43	39-33	86-76
1987	H	7-4	7-3	8-7	12-4	5-6	13-5	28-16	24-13	52-29
	A	5-4	9-8	9-4	3-8	12-6	6-7	23-20	21-17	44-37
	T	12-8	16-11	17-11	15-12	17-12	19-12	51-36	45-30	96-66
1988	H	4-9	6-5	10-4	4-8	7-7	14-3	23-24	22-12	45-36
	A	5-4	7-11	7-7	8-6	7-7	8-4	19-22	23-17	42-39
	T	9-13	13-16	17-11	12-14	14-14	22-7	42-46	45-29	87-75
1989	H	4-5	8-9	6-5	6-8	14-4	8-5	20-23	26-12	46-35
	A	5-11	3-6	11-5	9-4	6-5	9-6	22-22	21-16	43-38
	T	9-16	11-15	17-10	15-12	20-9	17-11	42-45	47-28	89-73
1990	H	9-4	5-9	6-8	9-5	5-8	10-3	26-23	18-14	44-37
	A	3-5	9-5	8-5	5-7	8-8	8-9	21-15	21-24	42-39
	T	12-9	14-14	15-13	14-12	13-16	18-12	47-38	39-38	86-76
1991	H	8-3	8-5	8-7	8-6	6-8	8-6	27-16	19-19	46-35
	A	4-6	7-7	8-5	7-5	9-6	10-7	22-18	23-18	45-36
	T	12-9	15-12	16-12	15-11	15-14	18-13	49-34	42-37	91-71
1992	H	11-4	8-6	4-5	11-4	7-4	12-5	31-18	22-10	53-28
	A	5-3	7-6	10-7	5-6	7-12	9-4	22-16	21-22	43-38
	T	16-7	15-12	14-12	16-10	14-16	21-9	53-34	43-32	96-66
1993	H	9-4	8-6	10-3	7-9	7-6	7-5	28-19	20-14	48-33
	A	4-6	8-6	9-6	5-5	10-6	11-5	21-21	26-13	47-34
	T	13-10	16-12	19-9	12-14	17-12	18-10	49-40	46-27	95-67
1994	H	9-2	10-8	3-8	9-4	2-4	—	24-19	9-7	33-26
	A	5-8	0-8	5-10	8-6	4-2	—	14-29	8-5	22-34
	T	14-10	10-16	8-18	17-10	6-6	—	38-48	17-12	55-60
1995	H	3-2	7-8	6-5	5-8	5-8	3-12	16-17	13-26	29-43
	A	—	4-8	3-11	10-6	6-10	4-10	11-23	16-22	27-45
	T	3-2	11-16	9-16	15-14	11-18	7-22	27-40	29-48	56-88
1996	H	5-9	8-5	5-6	7-7	5-9	5-10	19-22	16-24	35-46
	A	6-5	5-10	7-9	6-7	9-6	6-5	19-27	20-15	39-42
	T	11-14	13-15	12-15	13-14	14-15	11-15	38-49	36-39	74-88
1997	H	5-7	7-8	5-11	8-4	8-6	9-3	20-29	22-10	42-39
	A	6-5	8-5	6-4	5-11	7-9	2-13	20-14	14-33	34-47
	T	11-12	15-13	11-15	13-15	15-15	11-16	40-43	36-43	76-86
1998	H	5-8	8-6	8-5	9-4	11-5	10-2	25-20	26-10	51-30
	A	5-8	10-5	6-9	3-11	6-5	7-6	21-22	16-22	37-44
	T	10-16	18-11	14-14	12-15	17-10	17-8	46-42	42-32	88-74
1999	H	9-1	4-12	13-5	9-5	2-10	3-8	29-19	11-22	40-41
	A	4-10	7-5	2-8	10-2	10-6	11-6	18-24	26-13	44-37
	T	13-11	11-17	15-13	19-7	12-16	14-14	47-43	37-35	84-78
2000	H	7-7	8-8	7-3	6-7	8-3	9-8	22-18	23-18	45-36
	A	5-7	8-4	9-7	5-9	7-8	8-8	26-23	12-20	38-43
	T	12-14	16-12	16-10	11-16	15-11	13-16	48-41	35-38	83-79

BIographies

LAST SEASON

HISTORY

RECORDS

OPPONENTS

PLAYER DEV.

MEDIA & MISC.





		MARCH/ APRIL W-L	MAY W-L	JUNE W-L	JULY W-L	AUG. W-L	SEPT./ OCT. W-L	PRE ALL-STAR W-L	POST ALL-STAR W-L	TOTAL W-L
2001	H	11-5	2-8	7-11	4-7	7-5	9-6	22-27	18-15	40-42
	A	5-4	8-10	5-4	7-9	9-7	6-6	20-19	20-21	40-40
	T	16-9	10-18	12-15	11-16	16-12	15-12	42-46	38-36	80-82
2002	H	3-8	5-12	9-4	8-3	7-9	10-3	17-24	25-15	42-39
	A	5-8	5-5	6-8	5-11	6-8	9-5	17-28	19-17	36-45
	T	8-16	10-17	15-12	13-14	13-17	19-8	34-52	44-32	78-84
2003	H	4-10	9-4	9-1	3-11	4-6	12-4	23-24	18-16	41-40
	A	6-8	12-4	6-10	5-6	9-9	7-3	26-22	19-14	45-36
	T	10-18	21-8	15-11	8-17	13-15	19-7	49-46	37-30	86-76
2004	H	1-8	13-6	6-6	7-5	5-10	8-6	23-23	17-18	40-41
	A	6-7	2-8	6-9	4-9	4-10	5-10	16-26	11-27	27-53
	T	7-15	15-14	12-15	11-14	9-20	13-16	39-49	28-45	67-94
2005	H	5-6	9-6	6-4	10-6	6-6	7-10	22-17	21-21	43-38
	A	8-6	6-6	6-11	3-6	7-9	7-6	22-27	15-17	37-44
	T	13-12	15-12	12-15	13-12	13-15	14-16	44-44	36-38	80-82
2006	H	8-6	11-5	9-5	7-5	6-6	9-4	29-17	21-14	50-31
	A	4-5	6-7	7-6	5-9	6-11	9-6	20-22	17-22	37-44
	T	12-11	17-12	16-11	12-14	12-17	18-10	49-39	38-36	87-75
2007	H	7-7	8-5	9-6	7-2	9-7	9-5	26-19	23-13	49-32
	A	6-5	4-11	5-7	7-10	6-6	6-8	17-25	17-22	34-47
	T	13-12	12-16	14-13	14-12	15-13	15-13	43-44	40-35	83-79
2008	H	5-7	10-4	8-7	9-4	7-6	10-5	27-20	20-14	47-34
	A	6-10	10-6	2-9	4-7	9-6	6-5	20-28	19-14	39-42
	T	11-17	20-10	10-16	13-11	16-12	16-10	47-48	39-28	86-76
2009	H	7-3	11-4	6-11	5-5	5-9	10-5	25-18	19-19	44-37
	A	8-6	3-11	6-3	3-11	5-7	6-12	19-28	12-22	31-50
	T	15-9	14-15	12-14	8-16	10-16	16-17	44-46	31-41	75-87
2010	H	6-9	9-2	5-6	7-4	8-6	10-6	23-20	22-13	45-33
	A	6-3	10-8	4-11	7-7	7-7	6-8	21-25	19-19	40-44
	T	12-12	19-10	9-17	14-11	15-13	16-14	44-45	41-32	85-77
2011	H	6-5	9-8	3-7	10-6	5-8	9-5	19-22	23-17	42-39
	A	7-9	6-5	9-8	5-5	8-7	4-8	26-25	13-17	39-42
	T	13-14	15-13	12-15	15-11	13-15	13-13	45-47	36-34	81-81
2012	H	6-7	9-3	6-6	7-7	5-7	8-10	23-19	18-21	41-40
	A	6-4	6-10	7-8	4-7	4-12	5-8	20-24	12-25	32-49
	T	12-11	15-13	13-14	11-14	9-19	13-18	43-43	30-46	73-89
2013	H	6-8	8-8	8-1	6-11	7-5	5-8	25-21	15-20	40-41
	A	4-9	5-7	9-8	4-5	5-12	7-6	20-28	14-19	34-47
	T	10-17	13-15	17-9	10-16	12-17	12-14	45-49	29-39	74-88
2014	H	5-7	12-6	6-8	7-2	7-8	9-4	25-21	21-14	46-35
	A	7-8	9-3	6-7	8-9	2-9	5-8	24-26	13-18	37-44
	T	12-15	21-9	12-15	15-11	9-17	14-12	49-47	34-32	83-79
2015	H	5-5	9-7	11-5	6-3	12-4	10-4	26-18	27-10	53-28
	A	6-7	3-10	7-4	6-10	9-2	9-8	19-28	21-13	40-41
	T	11-12	12-17	18-9	12-13	21-6	19-12	45-46	48-23	93-69
2016	H	5-7	8-7	6-4	13-6	8-4	6-7	27-20	19-15	46-35
	A	6-7	9-5	9-8	3-2	9-7	7-9	24-20	19-18	43-38
	T	11-14	17-12	15-12	16-8	17-11	13-16	51-40	38-33	89-73
2017	H	4-8	11-4	5-8	7-6	8-8	7-5	22-24	20-15	42-39
	A	4-9	7-6	6-7	5-9	5-7	7-9	19-23	15-24	34-47
	T	8-17	18-10	11-15	12-15	13-15	14-14	41-47	35-39	76-86
2018	H	9-7	3-10	10-3	5-8	7-5	6-8	24-25	16-16	40-41
	A	7-5	6-9	4-9	4-7	6-10	6-8	19-27	14-21	33-48
	T	16-12	9-19	14-12	9-15	13-15	12-16	43-52	30-37	73-89
2019	H	7-8	3-10	5-8	5-8	7-7	8-5	18-30	17-16	35-46
	A	7-7	4-11	5-9	7-6	5-8	4-8	16-27	16-22	32-49
	T	14-15	7-21	10-17	12-14	12-15	12-13	34-57	33-38	67-95
2020	H	—	—	—	0-0	8-5	9-4	—	—	35-46
	A	—	—	—	3-4	7-6	5-9	—	—	32-49
	T	—	—	—	3-4	15-11	14-13	—	—	67-95
2021	H	5-4	5-7	7-7	7-4	11-7	12-4	19-20	28-13	47-33
	A	7-8	10-6	7-5	5-7	5-7	10-5	26-22	18-16	44-38
	T	12-12	15-13	14-12	12-11	16-14	22-9	45-42	46-29	91-71
2022	H	8-4	7-4	9-7	10-6	4-8	9-5	30-19	17-15	47-34
	A	6-4	7-8	6-6	4-6	9-6	13-6	20-24	25-12	45-36
	T	14-8	14-12	15-13	14-12	13-14	22-11	50-43	42-27	92-70
2023	H	9-3	5-7	9-6	6-6	6-8	8-8	23-18	20-20	43-38
	A	9-7	6-10	7-5	8-4	8-5	8-4	27-23	19-12	46-35
	T	18-10	11-17	16-11	14-10	14-13	16-12	50-41	39-32	89-73



# MISCELLANEOUS STATISTICS

## BEST/WORST HOMESTANDS AND ROADTRIPS

### (MINIMUM 6 GAMES)

#### UNDEFEATED HOMESTANDS

PCT.	W-L	DATES	OPPONENTS
1.000	6-0	Sept. 24-29, 2002	Baltimore, Detroit
1.000	6-0	Sept. 2-7, 2008	Minnesota, Tampa Bay
1.000	6-0	June 17-23, 2013	Colorado, Baltimore
1.000	6-0	June 5-10, 2015	Houston, Miami

#### UNDEFEATED ROAD TRIPS

None

#### WINLESS HOMESTANDS

.000	0-6	Sept. 26-Oct. 1, 1980	Boston, Detroit
.000	0-6	June 20-26, 1994	Boston, Baltimore
.000	0-6	Aug. 13-18, 1999	Oakland, Seattle
.000	0-6	May 8-13, 2001	Oakland, Seattle
.000	0-6	May 24-29, 2002	Cleveland, Boston

#### WINLESS ROAD TRIPS

.000	0-6	Sept. 3-9, 1979	Baltimore, Cleveland
.000	0-6	May 1-6, 2007	Cleveland, Texas
.000	0-9	May 19-27, 2009	Boston, Atlanta, Baltimore
.000	0-6	May 27-June 2, 2019	Tampa Bay, Colorado
.000	0-6	Sept. 2-8, 2019	Atlanta, Tampa Bay

## LONGEST WINNING STREAKS (10 OR MORE)

11	1987	June 2-13	SEA 2, BAL 3, NYY 3, BAL 3
11	1998	Aug. 27-Sept. 7	KC 1, MIN 3, KC 2, BOS 4, CLE 1
11	2013	June 11-23	CWS 1, TEX 4, COL 3, BAL 3
11	2015	June 2-14	WSH 2, HOU 3, MIA 3, BOS 3
11	2015	Aug. 2-13	KC 1, MIN 4, NYY 3, OAK 3
10	2008	Aug. 30-Sept. 9	NYN 2, MIN 3, TB 3, CWS 2

## LONGEST LOSING STREAKS (10 OR MORE)

12	1981	May 31-Aug. 10	OAK 1, CAL 3, TEX 3, CWS 2, KC 2, DET 1
11	1977	Aug. 26-Sept. 6	OAK 3, MIN 2, SEA 3, BOS 3
10	1994	June 18-28	DET 2, BOS 3, BAL 3, MIL 2

## LONGEST HOME WINNING STREAKS

10	1985	July 21-Aug. 3	OAK 1, SEA 3, CAL 4, TEX 2
9	1984	May 21-June 2	MIN 3, CLE 4, NYY 2
9	1994	July 9-24	KC 2, MIN 3, TEX 4
9	1998	Aug. 27-Sept. 7	KC 1, MIN 3, BOS 4, CLE 1
9	2015	June 5-19	HOU 3, MIA 3, NYM 2, BAL 1

## LONGEST ROAD WINNING STREAKS

9	1993	Sept. 14-30	DET 2, MIN 3, MIL 3, BAL 1
7	1985	April 14-May 1	BAL 1, TEX 3, OAK 2, CAL 1
7	1987	May 25-June 13	SEA 1, NYY 3, BAL 3
7	1996	Aug. 18-24	MIN 1, KC 3, CWS 3

## LONGEST HOME LOSING STREAKS

11	1977	Aug. 15-Sept. 6	CAL 2, OAK 3, SEA 3, BOS 3
9	1999	Aug. 13-29	OAK 3, SEA 3, TEX 3
8	1999	Sept. 14-26	NYN 2, CHW 3, CLE 3
8	2004	April 15-21	DET 3, BAL 3, BOS 2

## LONGEST ROAD LOSING STREAKS

12	1979	July 7-Aug. 11	TEX 2, MIL 2, MIN 4, KC 3, CWS 1
11	1979	Aug. 18-Sept. 9	CAL 1, SEA 3, BAL 3, CLE 3
9	1994	April 30-May 25	MIN 2, BAL 3, BOS 2, NYY 2
9	2009	May 19-27	BOS 3, ATL 3, BAL 3



## LONGEST WINNING AND LOSING STREAKS

YEAR	WON	LOST	YEAR	WON	LOST	YEAR	WON	LOST	YEAR	WON	LOST
1977	3	11	1989	6	4	2001	4	6	2013	11	7
1978	5	9	1990	6	6	2002	7	9	2014	9	6
1979	4	7	1991	6	7	2003	6	6	2015	11	5
1980	6	8	1992	8	5	2004	6	6	2016	7	5
1981	4	12	1993	9	6	2005	4	5	2017	5	7
1982	6	6	1994	8	10	2006	5	7	2018	5	5
1983	5	6	1995	4	8	2007	5	9	2019	5	7
1984	7	6	1996	7	6	2008	10	7	2020	6	6
1985	9	6	1997	5	7	2009	6	9	2021	8	6
1986	9	5	1998	11	4	2010	6	5	2022	8	5
1987	11	7	1999	8	7	2011	6	4	2023	6	5
1988	6	6	2000	5	6	2012	4	7			

## WINNING AND LOSING STREAKS – HOME AND ROAD

	HOME		ROAD		YEAR	HOME		ROAD	
	WIN	LOSS	WIN	LOSS		WIN	LOSS	WIN	LOSS
1977	3	11	6	5	2001	5	7	4	4
1978	5	7	3	9	2002	6	6	5	8
1979	4	7	3	12	2003	7	6	6	4
1980	3	6	6	6	2004	6	8	3	6
1981	3	6	4	7	2005	6	5	3	6
1982	6	4	4	7	2006	5	3	3	5
1983	5	3	4	6	2007	8	4	3	7
1984	9	4	3	6	2008	6	6	4	7
1985	10	3	7	6	2009	6	4	3	9
1986	7	4	5	4	2010	5	4	6	5
1987	7	4	7	5	2011	4	5	5	4
1988	4	5	5	5	2012	4	4	4	8
1989	6	5	4	6	2013	7	6	5	7
1990	6	6	6	4	2014	7	4	6	7
1991	5	5	6	3	2015	9	2	5	5
1992	8	5	5	5	2016	7	5	4	4
1993	5	5	9	4	2017	5	5	3	5
1994	9	7	2	5	2018	7	6	4	7
1995	4	7	5	7	2019	3	7	5	7
1996	3	5	7	4	2020	4	2	4	6
1997	6	7	6	7	2021	5	6	6	3
1998	9	5	4	4	2022	4	3	8	5
1999	8	9	5	5	2023	5	4	6	
2000	6	5	3	7					

### 10 CONSECUTIVE HITS

The Toronto Blue Jays tied an American League record on September 4, 1992 at SkyDome by collecting 10 consecutive hits in an eight-run 2nd inning against the Minnesota Twins.

The Blue Jays tied the mark set by the Boston Red Sox on June 2, 1901 and equalled by the Detroit Tigers on September 20, 1983.

The Major League record of 12 straight hits was set by the St. Louis Cardinals in 1920 and equalled by the Brooklyn Dodgers in 1930.

With one out in the 2nd, Toronto's Kelly Gruber reached on an infield single against Twins' starter Kevin Tapani. Singles by Pat Borders and Manuel Lee scored Gruber to cut Minnesota's lead to 3-1.

Devon White doubled in a run and Roberto Alomar followed with a two-run single to give the Blue Jays a 4-3 lead. Joe Carter tripled home Alomar and scored on Dave Winfield's single off reliever Tom Edens. Winfield was thrown out at second for the inning's second out, but John Olerud singled and scored on Candy Maldonado's triple to open a 7-3 cushion. Gruber's bloop double to right-center scored Maldonado for the 10th straight hit.

Borders then flied to center to end the inning.

Toronto's previous club record was nine consecutive hits, set against California on July 3, 1992.



# BIGGEST INNINGS

## BLUE JAYS

INN.	RUNS	H/A	DATE	OPP.	SCORE	WINNER	LOSER
8	8	A	Sept. 26, 2007	BAL	8-5	Halladay	Zambrano
	8	H	July 14, 2011	NYY	16-7	Reyes	Colon
2nd	11	H	April 26, 1995	OAK	13-1	Cone	Stewart
3rd	10	A	Sept. 12, 2021	BAL	22-7	Matz	Lowther
4th	10	A	June 10, 1990	MIL	13-5	Wells	Navarro
5th	10	A	July 22, 2022	BOS	28-5	Gausman	Eovaldi
6th	11	H	July 25, 2007	MIN	13-1	Litsch	Silva
7th	11	A	Sept. 11, 2021(2)	BAL	11-2	Richards	Akin
8th	8	A	May 28, 1986	MIN	14-8	Clancy	Blyleven
	8	H	July 1, 1998	NYM	15-10	Plesac	Rojas
	8	H	June 9, 2006	DET	10-5	Frasor	Jones
9th	11	A	July 20, 1984	SEA	12-7	Acker	Mirabella
10th	6	A	Aug. 3, 1995	BAL	8-2	Jordan	Clark
11th	6	A	May 14, 2011	MIN	9-3	Rauch	Perkins
	6	A	July 6, 2023	CWS	6-2	Romano	Bummer
12th	4	A	Aug. 27, 2007	OAK	6-2	Accardo	Embree
13th	5	A	July 9, 1985	SEA	9-4	Musselman	Vande Berg
14th	5	A	April 29, 1981	MIL	5-0	Leal	Easterly
	5	A	June 21, 1989	CAL	6-1	Henke	Minton
15th	3	A	June 12, 1983	CAL	6-5	Clarke	Brown
16th	3	A	April 5, 2012	CLE	7-4	Perez	Ascencio
17th	1	A	Oct. 4, 1980	BOS	7-6	Leal	Stanley
18th	1	H	July 28, 2005	ANA	2-1	Walker	Shields
19th	1	H	Aug. 10, 2014	DET	6-5	Jenkins	Porcello

## OPPONENTS

INN.	RUNS	H/A	DATE	OPP.	SCORE	WINNER	LOSER
1st	10	H	June 21, 1994	BOS	1-13	Sele	Cornett
2nd	9	H	April 5, 1979	KC	2-11	Leonard	Underwood
3rd	10	A	July 3, 2010	NYY	3-11	Pettitte	Romero
4th	10	A	Sept. 28, 2000	BAL	1-23	Rapp	Carpenter
5th	8	H	June 17, 2022	NYY	3-12	Montgomery	Stripling
	8	H	Sept. 17, 1988	CLE	3-12	Swindell	Key
6th	9	H	April 6, 2000	KC	3-9	Durbin	Escobar
7th	11	H	Aug. 6, 1979	KC	12-16	Mingori	Stieb
8th	8	H	June 30, 1977	NYY	5-11	Hunter	Garvin
	8	A	July 4, 2003	BAL	5-8	Driskill	Lopez
9th	9	H	Aug. 28, 2004	NYY	6-18	Brown	Lilly
10th	5	H	July 24, 2013	LAD	3-8	League	J. Perez
	5	H	Aug. 7, 2018	BOS	7-10	Kimbrel	Giles
11th	7	H	Aug. 26, 2014	BOS	7-11	Tazawa	Janssen
	7	H	May 24, 2021	TB	8-14	Springs	Payamps
12th	5	H	July 1, 1987	NYY	1-6	Clements	Musselman
13th	6	H	June 2, 1982	NYY	6-12	Rawley	McLaughlin
14th	4	H	Aug. 8, 1991	DET	0-4	Gibson	Henke
15th	4	H	Sept. 15, 1995	MIL	1-5	Kiefer	Robinson
17th	1	A	June 8, 1998	FLA	3-4	Edmondson	Hanson
	1	H	April 19, 2001	NYY	5-6	Choate	File
19th	1	H	July 1, 2016	CLE	1-2	Bauer	Barney
	1	A	Sept. 5, 2017	BOS	2-3	Velazquez	Rowley

### MOST HOME RUNS HIT IN A SERIES

The Blue Jays hit 15 home runs in a four-game series in Boston from June 11-14, 2021, a franchise record for home runs in a single series against any team. The most home runs hit in a three-game series by Toronto is 13, which occurred in a sweep at Fenway Park on Sept. 28-30, 2009.



## COMEBACKS

### TRAILING BY THREE OR MORE RUNS AFTER EIGHT INNINGS AND WINNING THE GAME

Date	Inning	Opponent	Previous Score	Final Score	Runs Down
April 26, 2022	Bottom 9th	vs. BOS	L 2-5	W 6-5 (10 inn.)	3
June 19, 2021	Top 9th	at BAL	L 4-7	W 10-7	3
July 27, 2019	Bottom 9th	vs. TB	L 5-9	W 10-9 (12 inn.)	4
Sept. 20, 2018	Bottom 9th	vs. TB	L 2-8	W 9-8	6
July 30, 2017	Bottom 9th	vs. LAA	L 4-10	W 11-10	6
May 26, 2013	Bottom 9th	vs. BAL	L 2-5	W 6-5	3
April 5, 2012	Top 9th	at CLE	L 1-4	W 7-4 (16 inn.)	3
Aug. 12, 2010	Bottom 9th	vs. BOS	L 2-5	W 6-5	3
June 5, 2007	Bottom 9th	vs. TB	L 6-11	W 12-11	5
April 27, 2003	Bottom 9th	vs. KC	L 4-9	W 10-9	5
June 29, 2002	Bottom 10th	vs. MTL	L 1-4	W 5-4	3
April 14, 2001	Bottom 9th	vs. KC	L 1-4	W 5-4	3
Aug. 1, 1995	Top 9th	at BAL	L 6-10	W 12-10	4
May 7, 1992	Top 9th	at SEA	L 3-7	W 8-7	4
June 4, 1989	Top 12th	at BOS	L 6-10	W 13-11	4
April 20, 1987	Top 10th	at CLE	L 2-6	W 8-7	4
July 18, 1978	Top 10th	at SEA	L 6-9	W 13-12	3

## LARGEST LEAD CHANGES

### (7 RUNS OR MORE)

#### DEFICITS OVERCOME IN A VICTORY:

10 runs – June 4, 1989 at BOS (W 13-11, 11 inn.)  
 8 runs – June 20, 2014 at CIN (W, 14-9)  
 7 runs – April 8, 2022 vs. TEX (W, 10-8)  
 7 runs – Aug. 20, 2020 (GM 2) vs. PHI (W, 9-8)  
 7 runs – July 27, 2019 vs. TB (W, 10-9)  
 7 runs – June 12, 2015 at BOS (W, 13-10)  
 7 runs – May 6, 2013 at TB (W, 8-7)  
 7 runs – June 5, 2007 vs. TB (W 12-11)  
 7 runs – April 27, 2003 vs. KC (W 10-9)  
 7 runs – April 23, 1990 vs. CLE (W 12-9)

#### LEADS SURRENDERED IN A LOSS:

8 runs – July 25, 2009 vs. TB (L 10-9 in 12 inn.)  
 8 runs – Aug. 21, 2006 vs. OAK (L 12-10)  
 8 runs – June 4, 1995 at CLE (L 9-8)  
 8 runs – Sept. 7, 1979 at CLE (L 9-8)  
 7 runs – July 28, 2019 vs. TB (L 10-9)  
 7 runs – April 11, 2011 at SEA (L 8-7)  
 7 runs – Aug. 2, 2002 vs. BAL (L 9-8)  
 7 runs – July 2, 1995 vs. BAL (L 9-7)  
 7 runs – April 15, 1994 at CAL (L 14-13)

## TRIPLE PLAYS

### BLUE JAYS (4)

Inn.	Date	Opp.	Pitcher	Batter	Putout
T2	4/22/78	CWS	J. Clancy	J. Moore	P-1B-SS
B8	9/7/79	at CLE	P. Huffman	T. Cox	3B-2B-1B
T7	9/21/79	NYN	T. Underwood	D. Garcia	2B-1B-SS
B3	4/20/12	at KC	K. Drabek	E. Hosmer	1B-SS

### OPPONENTS (10)

Inn.	Date	Opp.	Pitcher	Batter	Putout
B6	9/9/78	BAL	S. McGregor	R. Cerone	3B-2B-1B
B5	9/10/91	SEA	B. Holman	J. Carter	3B-2B-1B
T9	7/13/95	at SEA	T. Belcher	S. Martinez	P-SS-2B
T4	7/28/97 (GM 2)	at MIL	J. Adamson	A. Gonzalez	3B-2B-1B
B5	9/13/02	TB	D. Brazelton	K. Huckaby	2B-SS-1B
T5	5/12/08 (GM 2)	at CLE	C. Lee	L. Overbay	2B
B6	6/6/14	STL	S. Maness	J. Bautista	2B-SS/SS-1B
T4	7/26/15	at SEA	T. Walker	R. Goins	1B-SS-C
B6	9/8/17	DET	D. VerHagen	K. Pillar	3B-2B-1B
B1	6/17/21	NYN	M. King	V. Guerrero Jr.	P-1B/1B-SS-C-3B/3B-SS
B3	9/18/22	BAL	D. Kremer	M. Chapman	LSS, SS-2B-1B



# HIGHEST SCORING GAMES

## BY BLUE JAYS (15 OR MORE RUNS SCORED)

DATE	OPPONENT	SCORE	BLUE JAYS PITCHER OF RECORD	DATE	OPPONENT	SCORE	BLUE JAYS PITCHER OF RECORD
July 22, 2022	at Boston	28-5	Kevin Gausman	Aug. 20, 2010	at Boston	16-2	Brett Cecil
June 26, 1978	vs. Baltimore	24-10	Tom Underwood	July 14, 2011	vs. New York	16-7	Jo-Jo Reyes
Sept. 12, 2021	at Baltimore	22-7	Steven Matz	June 22, 1986	vs. New York	15-1	Jimmy Key
June 25, 2002	at Tampa Bay	20-11	Pete Walker	May 9, 1987	at Texas	15-4	Dave Stieb
May 23, 2023	at Tampa Bay	20-1	José Berrios	June 19, 1987	vs. Milwaukee	15-6	Jeff Musselman
Sept. 10, 1977	at New York	19-3	Jim Clancy	Aug. 7, 1987	at Cleveland	15-1	Dave Stieb
June 26, 1983	at Seattle	19-7	Jim Acker	June 15, 1988	vs. Cleveland	15-3	Dave Stieb
Aug. 9, 1999	at Texas	19-4	Joey Hamilton	Sept. 27, 1988	at Boston	15-9	Mike Flanagan
Aug. 12, 2019	vs. Texas	19-4	Brock Stewart	April 16, 1989	vs. Kansas City	15-8	David Wells
Sept. 14, 1987	vs. Baltimore	18-3	Jim Clancy	Aug. 6, 1992	at Detroit	15-11	Jack Morris
July 29, 1995	vs. Oakland	18-11	Giovanni Carrara	July 19, 1993	at Chicago	15-7	Dave Stewart
May 16, 2003	at Kansas City	18-1	Mark Hendrickson	June 30, 1996	vs. Milwaukee	15-2	Erik Hanson
Aug. 31, 2009	at Texas	18-10	Brett Cecil	July 6, 1996	at Detroit	15-0	Pat Hentgen
June 13, 2021	at Boston	18-4	Robbie Ray	July 13, 1996	at Milwaukee	15-7	Pat Hentgen
Sept. 20, 2022	at Philadelphia	18-11	Zach Pop	July 1, 1998	vs. New York-NL	15-10	Dan Plesac
April 11, 1988	vs. New York	17-9	David Wells	Sept. 7, 1998	vs. Cleveland	15-1	Kelvin Escobar
April 20, 1990	vs. Kansas City	17-6	Todd Stottlemyre	Aug. 10, 2000	at Kansas City	15-7	Chris Carpenter
Aug. 7, 2010	vs. Tampa Bay	17-11	Brian Tallet	May 6, 2003	vs. Texas	15-5	Roy Halladay
July 3, 2016	vs. Cleveland	17-1	J.A. Happ	April 25, 2004	at Baltimore	15-3	Roy Halladay
May 29, 2017	vs. Cincinnati	17-2	Marcus Stroman	June 12, 2004	vs. Arizona	15-4	Roy Halladay
Sept. 11, 1983	vs. Oakland	16-6	Jim Gott	July 1, 2005	at Boston	15-2	Ted Lilly
May 14, 1987	at Minnesota	16-4	Dave Stieb	Aug. 8, 2007	at New York	15-4	Roy Halladay
June 8, 1992	at New York	16-3	Todd Stottlemyre	Aug. 17, 2008	at Boston	15-4	Shaun Marcum
July 22, 1992	at Texas	16-7	Jack Morris	July 22, 2012	at Boston	15-7	Henderson Alvarez
Sept. 4, 1992	vs. Minnesota	16-5	David Cone	Aug. 22, 2015	at Los Angeles-AL	15-3	Marco Estrada
April 22, 1996	at Seattle	16-7	Tony Castillo	Aug. 29, 2015	vs. Detroit	15-1	Drew Hutchison
Aug. 19, 1998	at Seattle	16-2	Pat Hentgen	Sept. 30, 2015	at Baltimore	15-2	Marcus Stroman
May 3, 1999	at Seattle	16-10	David Wells	Aug. 26, 2016	vs. Minnesota	15-8	Francisco Liriano
Sept. 19, 2000	vs. New York	16-3	Steve Trachsel	April 18, 2018	vs. Kansas City	15-5	J.A. Happ
May 14, 2010	vs. Texas	16-10	Josh Roenicke	April 10, 2021	vs. Los Angeles-AL	15-1	Steven Matz

## BY OPPONENTS (15 OR MORE RUNS SCORED)

DATE	OPPONENT	SCORE	BLUE JAYS PITCHER OF RECORD	DATE	OPPONENT	SCORE	BLUE JAYS PITCHER OF RECORD
Aug. 25, 1979	vs. California	2-24	Balor Moore	May 8, 1979	at Minnesota	6-16	Mike Willis
Sept. 28, 2000	at Baltimore	1-23	Chris Carpenter	Aug. 6, 1979	vs. Kansas City	12-16	Dave Stieb
Aug. 28, 1992	vs. Milwaukee	2-22	Jimmy Key	July 31, 1983	vs. Cleveland	11-16	Jim Acker
Sept. 15, 2020	at New York (AL)	6-20	Taijuan Walker	Aug. 15, 1984 (GM1)	at Cleveland	1-16	Luis Leal
April 16, 2000	vs. Seattle	7-19	Chris Carpenter	June 27, 1989	at Baltimore	6-16	Mike Flanagan
June 24, 2004	vs. Tampa Bay	13-19	Ted Lilly	June 30, 1992	vs. Texas	13-16	David Wells
July 9, 2017	vs. Houston	1-19	J.A. Happ	Aug. 20, 1992	at Milwaukee	3-16	David Wells
May 25, 2019	vs. San Diego	4-19	Edwin Jackson	April 18, 2000	vs. Anaheim	10-16	Frank Castillo
Sept. 24, 1999	vs. Cleveland	4-18	Peter Munro	June 13, 2000	at Detroit	3-16	Clayton Kershaw
June 20, 2000	vs. Detroit	6-18	Chris Carpenter	April 8, 2001	at New York (AL)	5-16	Steve Parris
Aug. 28, 2004	vs. New York (AL)	6-18	Ted Lilly	July 2, 2001	vs. Boston	4-16	Esteban Loaiza
Sept. 13, 2011	at Boston	6-18	Brandon Morrow	April 8, 2002	vs. New York (AL)	3-16	Luke Prokopec
Sept. 11, 2020	vs. New York (NL)	1-18	Anderson	April 29, 2003	vs. Texas	11-16	Mark Hendrickson
June 3, 1981	vs. California	6-17	Jim Clancy	June 11, 2011	vs. Boston	4-16	Brandon Morrow
July 11, 1982	vs. Chicago	7-16	Jim Clancy	July 25, 2012	vs. Oakland	0-16	Ricky Romero
May 6, 1986	vs. Oakland	3-17	Jimmy Key	Aug. 4, 2017	at Houston	7-16	Cesar Valdez
April 28, 1996	vs. Cleveland	3-17	Frank Viola	Aug. 20, 2019	at Los Angeles (NL)	3-16	Sean Reid-Foley
April 17, 1999	at Anaheim	1-17	Roy Halladay	Sept. 25, 1977 (G1)	vs. New York (AL)	0-15	Jerry Garvin
April 15, 2000	vs. Seattle	6-17	Roy Halladay	April 9, 1982	vs. Milwaukee	4-15	Mark Bombard
Aug. 24, 2003	vs. Oakland	2-17	Kelvin Escobar	June 3, 1984	vs. New York (AL)	2-15	Jim Clancy
Aug. 21, 2005	at Detroit	6-17	Dustin McGowan	June 29, 1987	vs. New York (AL)	14-15	Tom Henke
April 29, 2006	at New York (AL)	6-17	Josh Towers	May 27, 1997	vs. Texas	5-15	Robert Person
				July 5, 2000	at Cleveland	7-15	Paul Quantrill
				May 16, 2002	vs. Seattle	2-15	Luke Prokopec
				Aug. 19, 2006	at Baltimore	0-15	Shaun Marcum
				May 14, 2014	vs. Cleveland	4-15	Dustin McGowan
				July 2, 2017	vs. Boston	1-15	Joe Biagini
				Sept. 20, 2017	at Kansas City	5-15	Brett Anderson
				June 14, 2019	at Houston	2-15	Aaron Sanchez



## 20 OR MORE HITS

			BLUE JAYS- OPP. SCORE					BLUE JAYS- OPP. SCORE	
HITS	DATE	OPPONENT		OPP. SCORE	HITS	DATE	OPPONENT		OPP. SCORE
29	July 22, 2022	at Boston		28-5	21	Aug. 12, 2019	vs. Texas		19-4
27	May 23, 2023	at Tampa Bay		20-1	21	Sept. 20, 2022	at Philadelphia		18-11
25	Aug. 9, 1999	at Texas		19-4	21	Oct. 1, 2022	vs. Boston		10-0
24	June 26, 1978	Baltimore		24-10	20	July 9, 1985	at SEA (13 inn.)		9-4
23	May 29, 2017	Cincinnati		17-2	20	May 14, 1987	at Minnesota		16-4
22	Sept. 29, 1985	at Milwaukee		13-5	20	April 11, 1988	New York-AL		17-9
22	Sept. 22, 1999	at Boston		14-9	20	June 22, 1992	at Texas		16-7
22	May 16, 2003	at Kansas City		18-1	20	Aug. 13, 2000	at Minnesota		13-3
22	June 24, 2008	Cincinnati		14-1	20	Aug. 6, 2002	Seattle		14-12
22	Aug. 17, 2008	at Boston		15-14	20	June 23, 2003	vs Baltimore		13-4
21	June 26, 1983	at Seattle		19-7	20	July 1, 2004	at Tampa Bay		14-0
21	Sept. 14, 1987	Baltimore		18-3	20	Aug. 8, 2005	Detroit (12 inn.)		8-9
21	June 8, 1992	at New York-AL		16-3	20	Aug. 7, 2010	Tampa Bay		17-11
21	Sept. 4, 1992	Minnesota		16-5	20	Aug. 20, 2010	at Boston		16-2
21	July 19, 1993	at Chicago		15-7	20	July 14, 2011	New York-AL		16-7
21	Aug. 24, 1997	at KC (13 inn.)		11-8	20	Aug. 31, 2011	at Baltimore		13-0
21	Aug. 19, 1998	at Seattle		16-2	20	Aug. 22, 2015	at Los Angeles-AL		15-3
21	Apr. 24, 2009	at Chicago		14-0	20	June 13, 2021	at Boston		18-4

## MARATHONS IN BLUE JAYS HISTORY

### (15 OR MORE INNINGS)

Date	Opponent	H/A	Inn	Score	Winner	Loser
Aug. 10/14	Detroit	H	19	6-5	Jenkins	Porcello
July 1/16	Cleveland	H	19	1-2	Bauer	Barney
Sept. 5/17	Boston	A	19	2-3	Velazquez	Rowley
July 28/05	Los Angeles	H	18	2-1	Walker	Shields
June 8/13	Texas	H	18	4-3	Loup	Wolf
Oct. 4/80	Boston (G1)	A	17	7-6	Leal	Stanley
June 8/98	Florida	A	17	3-4	Edmondson	Hanson
April 19/01	New York	H	17	5-6	Choate	File
May 31/13	San Diego	A	17	3-4	Richard	Redmond
July 3/88	Oakland	H	16	8-9	Burns	Cerutti
Sept. 9/89	Cleveland	A	16	7-5	Wills	Kaiser
+April 5/12	Cleveland	A	16	7-4	Perez	Ascencio
*Aug. 28/80	Minnesota	H	15	5-7	Verhoeven	Jefferson
May 23/81	Oakland	A	15	2-3	Jones	Leal
June 12/83	California	A	15	6-5	Clarke	Brown
July 27/86	Oakland	A	15	0-1	Leiper	Clarke
June 22/90	New York	H	15	7-8	Cadaret	Blair
Sept. 15/95	Milwaukee	H	15	1-5	Kiefer	Robinson
June 19/98	Baltimore	A	15	4-7	Charlton	Risley
May 3/01	Oakland	A	15	2-3	Bradford	Borbon
Aug. 3/12	Oakland	A	15	4-5	Blackley	Loup
July 18/17	Boston	A	15	4-5	Velazquez	Bolsinger
Sept. 23/19	Baltimore	H	15	11-10	Adam	Eades

\* Suspended game, due to CNE curfew – completed on August 29

# Suspended game, due to rain – completed on September 18

+ Longest Opening Day game – MLB history (measured by innings)





# SEASON RECORDS – CLUB

## GENERAL

Category	Record	Year
Doubleheaders, Most Played	17	1978
Doubleheaders, Best Record	5-1-4	1980
Doubleheaders, Most Wins	5	1980
Doubleheaders, Most Losses	8	1978
Doubleheaders, Most Split	8	1977
Extra Innings, Most Wins	13	1989, 2011
Extra Innings, Most Losses	14	2017
Extra Innings, Most Played	23	1986
Extra Innings, Fewest Played	8	2000, 2003, 2006
Most Games	163	1984, 1986, 1998
Games Won	99	1985
Games Lost	109	1979
Games Won, Consecutively	11	5x, last: Aug. 2-13, 2015
Games Lost, Consecutively	12	May 31-June 11 & Aug. 10, 1981
Home Wins, Consecutive	10	July 21-28, Aug. 2-3, 1985
Home Losses, Consecutive	11	Aug. 15-16, 26-28, Sept. 2-6 1977
Road Wins, Consecutive	9	Sept. 14-30, 1993
Road Losses, Consecutive	12	July 7-Aug. 11, 1979
Games Won, Highest Percentage	.615	(99-62) 1985
One-Run Games, Most	59	1984, 1997
One-Run Games, Most Wins	34	1984
One-Run Games, Most Losses	31	1978, 1982, 1997, 2005
One-Run Games, Fewest Wins	14	2003 (13 in 2020)
One-Run Games, Fewest Losses	10	2006 (10 in 2020)
InterLeague, Most Wins	30	2023
InterLeague, Most Losses	17	2019
Players Used, Most	63	2018
Players Used, Fewest	33	1983, 1984
Pitchers Used, Most	39	2019
Pitchers Used, Fewest	13	1982, 1984
Shutouts, Both Teams, Most	27	1997, 2014
Shutouts, Most Wins	16	1991, 1997, 2014
Shutouts, Most Losses	20	1981
Shutouts, Fewest Won	3	1977, 2018 (1 in 2020)
Shutouts, Fewest Lost	2	1993 (2 in 2020)
Winning Margin, Highest	23	at Boston, July 22, 2022
Winning Margin, Highest by Opponent	22	vs. California, Aug. 25, 1979 and at Baltimore, Sept. 28, 2000

## MILESTONE VICTORIES

VICTORY #	DATE	OPPONENT	SCORE	WINNER	LOSER
1	April 7/77	vs. Chicago	9-5	Jerry Johnson	Ken Brett
500	Aug. 5/84	at Baltimore	4-3	Jimmy Key	Tippy Martinez
625	Oct. 5/85*	vs. New York	5-1	Doyle Alexander	Joe Cowley
983	Sept. 30/89*	vs. Baltimore	4-3	Frank Wills	Mark Williamson
1000	May 9/90	vs. Chicago	4-3	Frank Wills	Wayne Edwards
1158	Oct. 2/91*	vs. California	6-5	Mike Timlin	Bryan Harvey
1255	Oct. 3/92*	vs. Detroit	3-1	Juan Guzman	David Haas
ALCS	Oct. 14/92**	vs. Oakland	9-2	Juan Guzman	Mike Moore
WS	Oct. 24/92#	vs. Atlanta	4-3	Jimmy Key	Charlie Leibrandt
1347	Sept. 27/93*	at Milwaukee	2-0	Pat Hentgen	Cal Eldred
ALCS	Oct. 12/93**	at Chicago	6-3	Dave Stewart	Alex Fernandez
WS	Oct. 23/93#	vs. Philadelphia	8-6	Duane Ward	Mitch Williams
1500	July 6/96	at Detroit	15-0	Pat Hentgen	Omar Olivares
2000	Aug. 19/02	vs. Kansas City	2-0	Pete Walker	Paul Byrd
2500	Sept. 3/08	vs. Minnesota	5-4	Jesse Carlson	Eddie Guardado
3000	May 8/15	vs. Boston	7-0	Aaron Sanchez	Wade Miley
3077	Sept. 30/15 (G1)*	at Baltimore	15-2	Marcus Stroman	Miguel Gonzalez
DIV	Oct. 14/15#	vs. Texas	6-3	Aaron Sanchez	Cole Hamels
3167	Oct. 2/16#	at Boston	2-1	Aaron Sanchez	Brad Ziegler
WC	Oct. 4/16\$	vs. Baltimore	5-2	Francisco Liriano	Ubaldo Jimenez
DIV	Oct. 9/16#	vs. Texas	7-6	Roberto Osuna	Matt Bush
3412	Sept. 24/20%	vs. New York	4-1	Hyun Jin Ryu	Jordan Montgomery
3500	Sept. 21/21	at Tampa Bay	4-2	Alek Manoah	Nick Anderson

\* AL East Pennant Clincher #Division Series Clincher \*\* AL Pennant Clincher # World Series Clincher %Clinched wild-card spot \$Wild-Card Clincher



## BATTING

Category	Record	Year (Not including shortened seasons: '81, '94, '95, '20)
At-Bats, Most	5716	1986
Batting Average, Highest	.284	2006
Batting Average, Lowest	.236	2019
Hit By Pitch, Most	92	1996
Hit By Pitch, Fewest	23	1977, 1978
Hits, Most	1591	2006
Hits, Fewest	1299	2019
Home Runs, Most	262	2021
Home Runs, Fewest	95	1979
Home Runs, Home Most	146	2010
Home Runs, Home Fewest	45	1977
Home Runs, Road Most	127	2021
Home Runs, Road Fewest	44	1982
Grand Slams, Most	9	2000, 2021
Inside-The-Park, Most	4	1983
Doubles, Most	357	2003
Doubles, Fewest	217	1978
Triples, Most	68	1984
Triples, Fewest	5	2017
Most Extra-Base Hits	597	2010
Pinch-Hit Home Runs, Most	9	2014
Runs Scored, Most	894	2003
Runs Scored, Fewest	590	1978
Sacrifice Flies, Most	65	1991
Stolen Bases, Most Stolen	193	1984
Stolen Bases, Times Caught	81	1982, 1998
Stolen Bases, Fewest Stolen	28	1978
Strikeouts, Most	1514	2019
Strikeouts, Fewest	645	1978
Total Bases, Most	2664	2000
Total Bases, Fewest	1947	1978
Walks, Most	632	2016
Walks, Fewest	415	1982
On-Base Percentage, Highest	.352	1999
On-Base Percentage, Lowest	.305	2019
Slugging Percentage, Highest	.469	2000
Slugging Percentage, Lowest	.359	1978

## FIELDING

Category	Record	Year (Not including shortened seasons: '81, '94, '95, '20)
Assists, Most	1939	1980
Assists, Fewest	1345	2022
Chances Total, Most	6470	1980
Chances Total, Fewest	5677	2021
Double Plays, Most	205	1980
Double Plays, Fewest	107	1992
Errors, Most	164	1977
Errors, Fewest	76	2009
Fielding Percentage, Highest	.988	2009, 2023
Fielding Percentage, Lowest	.974	1977
Passed Balls, Most	31	1995
Passed Balls, Fewest	2	2022, 2023
Putouts, Most	4428	1986
Putouts, Fewest	4216	2021
Triple Plays	2	1979
Most Errorless Games	107	2023
Most Consecutive Errorless Games	15	2008



BIOGRAPHIES  
 LAST SEASON  
 HISTORY  
 RECORDS  
 OPPONENTS  
 PLAYER DEV.  
 MEDIA & MISC.

## PITCHING

Category	Record	Year (Not including shortened seasons: '81, '94, '95, '20)
Complete Games, Most.....	44	1979
Complete Games, Fewest.....	0	2016, 2018, 2022
Earned Run Average, Lowest.....	3.31	1985
Earned Run Average, Highest.....	5.14	2000
Hit Batsmen, Most.....	77	2011
Hit Batsmen, Fewest.....	20	1977
Hits, Most.....	1615	2000
Hits, Fewest.....	1257	2021
Home Runs, Most.....	228	2019
Home Runs, Fewest.....	99	1989
Home Runs, Home Most.....	134	2019
Home Runs, Home Fewest.....	50	1989
Home Runs, Road Most.....	104	2017
Home Runs, Road Fewest.....	49	1989, 1991
One-Hit Games.....	3	1988, 2010, 2014
Runs, Most.....	908	2000
Runs, Fewest.....	588	1985
Earned Runs, Most.....	821	2000
Earned Runs, Fewest.....	532	1985
Relief Appearances, Most.....	583	2018
Relief Appearances, Fewest.....	187	1977
Saves, Most.....	60	1991
Saves, Fewest.....	11	1979
Strikeouts, Most.....	1528	2023
Strikeouts, Fewest.....	613	1979
Walks, Most.....	654	1995
Walks, Fewest.....	397	2015
Wild Pitches, Most.....	83	1993
Wild Pitches, Fewest.....	25	1983
Shutouts, Most.....	17	1988
Shutouts, Fewest.....	3	1977, 2018
1-0 Games, Won, Most.....	5	1980
1-0 Games, Lost, Most.....	3	1979, 1992, 2005, 2008

## PITCHERS, TOP DUOS BY WINS (TOP 5)

38	2008	Roy Halladay (20) – A.J. Burnett (18)
37	1992	Jack Morris (21) – Juan Guzman (16)
36	1997	Roger Clemens (21) – Pat Hentgen (15)
35	2003	Roy Halladay (22) – Kelvim Escobar (13)
35	2016	JA Happ (20) – Aaron Sanchez (15)

## TEAMMATES WITH 30+ HR, 30+ 2B & 100+ RBI (ONE SEASON)

Year	Player 1	HR	2B	RBI	Player 2	HR	2B	RBI
2015	Josh Donaldson	41	41	123	Edwin Encarnacion	39	31	111
2009	Adam Lind	35	46	114	Aaron Hill	36	37	108
2003	Carlos Delgado	42	38	145	Vernon Wells	33	49	117
2000	Carlos Delgado	41	57	137	Tony Batista	41	32	114
1999	Carlos Delgado	44	39	134	Shawn Green	42	45	123
1998	Carlos Delgado	38	43	115	Shawn Green	35	33	100
1996	Joe Carter	30	35	107	Ed Sprague	36	35	101
1986	Jesse Barfield	40	35	108	George Bell	31	38	108



## MOST WINS VS. LOSSES BY A PITCHER

(+10 OR MORE)

+16	J.A. Happ	2016	20-4	+11	Doyle Alexander	1984	17-6
+15	Jack Morris	1992	21-6		Dennis Lamp	1985	11-0
	Roy Halladay	2003	22-7		Juan Guzman	1992	16-5
+14	Roger Clemens	1997	21-7		Juan Guzman	1993	14-3
	Roger Clemens	1998	20-6		Roy Halladay	2006	16-5
+13	Aaron Sanchez	2016	15-2	+10	Pat Hentgen	1993	19-9
+12	Dave Stieb	1990	18-6		Pat Hentgen	1996	20-10
	David Wells	2000	20-8				
	Roy Halladay	2002	19-7				

## CONSECUTIVE BATTERS RETIRED

### BATTERS RETIRED IN ORDER

Dave Stieb	26	Aug. 4, 1989
Jim Clancy	25	Sept. 22-28, 1982
Jimmy Key	25	June 13-19, 1991
David Cone	25	June 17, 1995
Casey Janssen	25	April 13-May 7, 2013
Brett Cecil	25	May 31-June 17, 2013

### CONSECUTIVE BATTERS FACED WITHOUT ALLOWING A HIT

Brett Cecil	40	May 28-June 21, 2013
David Cone	36	June 11-17, 1995
Roy Halladay	35	Sept. 1-6, 2003
Ken Robinson	34	Aug. 1-18, 1995
Shaun Marcum	34	May 8-19, 2007



# GAME RECORDS – CLUB

## BATTING

Category	Record	Opponent	Date
Runs	28	Boston (A)	July 22/22
Hits	29	Boston (A)	July 22/22
Doubles	10	Boston (A)	Aug. 17/08
Triples	4	4x: Last- Seattle (H)	July 5/84
Home Runs	10	Baltimore (H)	Sept. 14/87
Total Bases	53	Baltimore (H)	Sept. 14/87
Runs Batted in	28	Boston (A)	July 22/22
Extra Base Hits	13	Texas (H)	Aug. 12/19
Strikeouts	23	Boston (A) (19 inn.)	Sept. 5/17
	22	Houston (A) (14 inn.)	Aug. 1/16
	20	Cleveland (H) (11 inn.)	Sept. 7/18
	19	California (A)	June 8/77
	19	New York-AL (H)	April 19/01
	19	Boston (H)	May 11/18
Base On Balls	14	Detroit (19 inn.)	Aug. 10/14
	13	Chicago-AL (H)	April 16/79
	13	Texas (A)	June 29/92
	13	Milwaukee (A)	May 13/95
Stolen Bases	7	Baltimore (A)	Aug. 5/84
Sacrifice Hits	4	Cleveland (A)	Sept. 17/77
	4	Cleveland (A)	Oct. 2/77
Sacrifice Flies	4	Chicago-AL (A)	Aug. 14/90
	4	Baltimore (A)	April 10/15
	4	Baltimore (H)	June 11/16
Hit by Pitch	4	Boston (A)	April 1/02
	4	Baltimore (A)	June 19/03
	4	Boston (H)	Sept. 7/11
	4	Baltimore (H)	Sept. 23/19
	4	Texas (A)	April 5/21
GIDP	6	Minnesota (A) (10 inn.)	Aug. 29/77 (G1)
	6	Kansas City	April 30/09
Best Shutout Victory	15-0	Detroit (A)	July 6/96
Worst Shutout Defeat	0-16	Oakland (H)	July 25/12
Best Winning Margin	23	Boston (A) (Tor 28, BOS 5)	July 22/22
Worst Losing Margin	22	California (H) (Tor-2, Cal-24)	Aug. 25/79
	22	Baltimore (A) (Tor-1, Bal-23)	Sept. 28/00
Most Consecutive Games, One or More Home Runs	23	(44 home runs)	May 31-June 25/00
Most Consecutive Games, No Home Runs	11	(3-8 record)	Aug. 18-28/90
Most Consecutive Strikeouts, Batters	7	Boston (A) (Nomo)	May 25/01
Most Consecutive Strikeouts, Batters to Start a Game	6	Cleveland (H) (Colon)	July 26/00
Most Consecutive Strikeouts, In a Game	7	California (A) (Ryan)	June 8/77
	7	Boston (A) (Nomo)	May 25/01

## PITCHING

Category	Record	Opponent	Date
Most Runs	24	California (H)	Aug. 25/79
Most Earned Runs	22	Milwaukee (H)	Aug. 28/92
Most Hits	31	Milwaukee (H)	Aug. 28/92
Most Home Runs	8	Boston (A)	July 4/77
	8	Detroit (H)	June 20/00
Most Strikeouts	21	Detroit (H) (14 inn.)	Aug. 8/91
	19	Seattle (H)	April 29/23
Most Walks	16	Seattle (A) 9 (11 inn.)	May 9/02
	15	Baltimore (A)	June 27/89
Most Wild Pitches	5	Texas (A)	April 8/10
Most Hit Batsmen	5	Atlanta (H)	May 15/17
Longest 1-0 game, won	12 inn.	Boston (A)	Sept. 26/86
	12 inn.	Tampa Bay (A)	June 24/15
	12 inn.	Texas (A)	May 3/19
Longest 1-0 game, lost	15 inn.	Oakland (A)	July 27/86

## FIELDING

Category	Record	Opponent	Date
Most Errors	6	Texas (A)	May 13/82
Most Double Plays	6	Detroit (H)	April 16/96
	6	Minnesota (A)	Aug. 12/06
Stolen Bases Allowed	8	Milwaukee (H)	Aug. 29/92



# MONTHLY RECORDS – CLUB

Category	Record	Year
Wins .....	21	May '03; May '14; Aug. '15
Losses .....	23	May '79
AVG .....	.314	Aug. '00
SLG % .....	.513	Aug. '00/June '03
OBP % .....	.376	April '99
Runs .....	193	May '03
Hits .....	324	Aug. '83
2B .....	78	April '03
3B .....	16	June '84; July '84
HR .....	55	Sept. '21
RBI .....	185	May '03
SB .....	47	Aug. '84
CG .....	11	June '79
SHO .....	6	Sept '88
HR Allowed .....	48	May '19; Sept./Oct '21
ERA (Low) .....	2.62	Sept. '92
ERA-Bullpen (Low) .....	1.16	June, '13
ERA (High) .....	6.69	April '02
Best Record (winning %) .....	.778 (21-6)	Aug. '15
Worst Record (winning %) .....	.160 (4-21)	Sept. '78

## NEAR NO-HITTERS SPOILED IN THE 9TH INNING

Pitcher	Date	Opposition	Outs	Final	Details
Jim Clancy	Sept. 28/82 (G1)	Minnesota (H)	0	3-0 win	Bush single
Dave Stieb	Aug. 24/85	Chicago (A)	0	6-3 win	Law home run
Dave Stieb	Sept. 24/88	Cleveland (A)	2	1-0 win	Franco single
Dave Stieb	Sept. 30/88	Baltimore (H)	2	4-0 win	Traber single
Dave Stieb	Aug. 4/89	New York (H)	2	2-1 win	Kelly double, Sax single
David Cone	June 17/95	Texas (H)	1	4-3 win	Gil single
Roy Halladay	Sept. 27/98	Detroit (H)	2	2-1 win	Higginson home run
Dustin McGowan	June 24/07	Colorado (H)	0	5-0 win	Baker single
Brandon Morrow	Aug. 8/10	Tampa Bay (H)	2	1-0 win	Longoria single

## CONSECUTIVE GAMES WITH AT LEAST 1 RBI (MINIMUM 7 GAMES)

PLAYER	GAMES	RBI	DATES
Willie Upshaw	8	15	September 11-20, 1983
John Olerud	8	10	September 3-14, 1991
Carlos Delgado	8	11	April 16-23, 2000
Carlos Delgado	8	17	June 4-12, 2003
Matt Stairs	8	13	Aug. 28-Sept. 8, 2007
Edwin Encarnacion	8	24	Aug. 22-30, 2015
Jesse Barfield	7	13	Aug. 29-Sept. 2, 1983
Roberto Alomar	7	10	April 19-25, 1992
Devon White	7	8	July 1-8, 1992
Devon White	7	9	May 9-15, 1995
Jacob Brumfield	7	15	Aug. 3-16, 1996
Carlos Delgado	7	16	June 4-11, 2000
Jose Cruz Jr.	7	11	July 4-13, 2001
Jose Cruz Jr.	7	13	Sept. 29-Oct. 5 (G2), 2001
Jose Bautista	7	13	Sept. 25-Oct 2, 2009
Edwin Encarnacion	7	15	June 9-16, 2016
Russell Martin	7	10	June 9-16, 2016
Kendrys Morales	7	13	Aug. 19-26, 2018
Bo Bichette	7	11	Aug. 6-14, 2020

BIOGRAPHIES  
 LAST SEASON  
 HISTORY  
 RECORDS  
 OPPONENTS  
 PLAYER DEV.  
 MEDIA & MISC.



# BLUE JAYS ROOKIES

## HIGHS & LOWS

### TEAM

Category	Record	Year
Rookies on active roster, Opening Day	9	1977
Rookies on Opening Day starting lineup	4	1977
Rookies to appear during season	25	2018
Major League debuts	13	2017, 2018
Youngest rookie	Brian Milner	18 yrs, 218 days
Oldest rookie	Pete Walker	33 yrs, 28 days
Total number of at-bats by rookies	2,477	1977
Total number of hits by rookies	649	1977
Total number of innings pitched by rookies	557	1977
Games won by rookies	68	1977
Games started by rookies	31	1986, 2009

### BATTING

Category	Record	Year
Greatest number of rookies in starting lineup, game	7	Many times in 1977 and Aug. 22, 2019
Highest average (502 plate appearances)	310	Bob Bailor, 1977
Most games	153	Alfredo Griffin, 1979
Most at-bats	624	Alfredo Griffin, 1979
Most hits	179	Alfredo Griffin, 1979
Most runs	99	Eric Hinske, 2002
Most total bases	272	Eric Hinske, 2002
Most extra-base hits	64	Eric Hinske, 2002
Most doubles	38	Eric Hinske, 2002
Most triples	10	Alfredo Griffin, 1979
Most home runs	24	Eric Hinske, 2002
Most runs batted in	84	Eric Hinske, 2002
Most bases on balls	77	Eric Hinske, 2002
Most times striking out	138	Eric Hinske, 2002
Highest slugging percentage	481	Eric Hinske, 2002
Highest on-base percentage	365	Eric Hinske, 2002
Most stolen bases	21	Alfredo Griffin, 1979
Most stolen base attempts	37	Alfredo Griffin, 1979
Longest hitting streak	20	Reed Johnson, 2003
Longest hitting streak to start career	11	Bo Bichette, 2019

### PITCHING

Category	Record	Year
Most wins	14	Mark Eichhorn, 1986
Most losses	18	Jerry Garvin, 1977; Phil Huffman, 1979
Most decisions	28	Jerry Garvin, 1977
Most games	72	Aquilino Lopez, 2003
Most games started	34	Jerry Garvin, '77; Gustavo Chacin, '05
Most relief appearances	72	Aquilino Lopez, 2003
Most saves	31	Billy Koch, 1999
Lowest ERA (162 IP)	3.72	Gustavo Chacin, 2005
Most innings pitched	244.2	Jerry Garvin, 1977
Most ER allowed	114	Jerry Garvin, 1977
Most home runs allowed	33	Jerry Garvin, 1977
Most bases on balls	85	Jerry Garvin, 1977
Most strikeouts	166	Mark Eichhorn, 1986
Most hit batsmen	16	Alek Manoah, 2021
Most wild pitches	11	Edwin Hurtado, 1995, Kyle Drabek, 2011
Most balks	5	Chris Michalak, 2001
Most pickoffs	23	Jerry Garvin, 1977

### AN EARLY START

Below is a list of the youngest starting pitchers to appear in a game in club history.

Age as of 1st start for Blue Jays:

Jeff Byrd	20 yrs, 221 days	Mike Darr	21 yrs, 167 days
Phil Huffman	20 yrs, 294 days	Jerry Garvin	21 yrs, 171 days
Henderson Alvarez	21 yrs, 114 days	Jim Clancy	21 yrs, 220 days
Roy Halladay	21 yrs, 129 days	Drew Hutchison	21 yrs, 243 days





# ROOKIES YEAR BY YEAR

BIographies

LAST SEASON

HISTORY

RECORDS

OPPONENTS

PLAYER DEV.

MEDIA & MISC.

**1977** (16): Doug Ault, Bob Bailor, Steve Bowling, Tom Bruno, \*Jeff Byrd, Rick Cerone, \*Jim Clancy, \*Mike Darr, \*Dennis DeBarr, Sam Ewing, \*Jerry Garvin, \*Steve Staggs, Ernie Whitt, \*Mike Willis, \*Al Woods, Gary Woods, \*ML debut (8).

**1978** (7): \*Butch Alberts, Rick Bosetti, \*Victor Cruz, \*Garth Iorg, \*Brian Milner, \*Willie Upshaw, Dave Wallace, \*ML debut (5).

**1979** (9): \*Dan Ainge, \*Bobby Brown, J.J. Cannon, \*Butch Edge, Alfredo Griffin, \*Pedro Hernandez, \*Phil Huffman, \*Dave Stieb, \*Ted Wilborn, \*ML Debut (7).

**1980** (8): Damaso Garcia, \*Paul Hodgson, \*Pat Kelly, \*Luis Lee, Mike Macha, \*Lloyd Moseby, Domingo Ramos, \*Ken Schrom, \*ML debut (5).

**1981** (5): \*Jesse Barfield, \*George Bell, \*Fred Manrique, \*Greg Wells, Dan Whitmer, \*ML debut (4).

**1982** (9): \*Dave Baker, Jesse Barfield, \*Mark Eichhorn, \*Jim Gott, Pedro Hernandez, Anthony Johnson, \*Geno Petralli, Ken Schrom, \*Steve Senteney, \*ML debut (5).

**1983** (6): \*Jim Acker, \*Stan Clarke, \*Tony Fernandez, Geno Petralli, \*Mitch Webster, \*Matt Williams, \*ML debut (5).

**1984** (7): Tony Fernandez, \*Kelly Gruber, \*Toby Hernandez, \*Jimmy Key, Fred Manrique, \*Ron Shepherd, Mitch Webster, \*ML debut (4).

**1985** (10): \*John Cerutti, Stan Clarke, \*Steve Davis, \*Cecil Fielder, Kelly Gruber, \*Jeff Hearson, \*Manny Lee, Ron Shepherd, \*Lou Thornton, Mitch Webster, \*ML debut (6).

**1986** (13): \*Luis Aquino, John Cerutti, Stan Clarke, Steve Davis, Mark Eichhorn, Cecil Fielder, \*Don Gordon, Kelly Gruber, Jeff Hearson, Joe Johnson, \*Fred McGriff, \*Jeff Musselman, Duane Ward, \*ML debut (4).

**1987** (12): \*Jeff DeWitts, \*Rob Ducey, \*Alexis Infante, \*Nelson Liriano, Fred McGriff, Jeff Musselman, \*Greg Myers, \*Jose Nunez, \*Mike Sharperson, \*Matt Stark, Duane Ward, \*David Wells, \*ML debut (9).

**1988** (7): \*Tony Castillo, David Wells, \*Todd Stottlemyre, \*Pat Borders, Alexis Infante, \*Silvestre Campusano, Rob Ducey, \*ML debut (4).

**1989** (12): \*Kevin Batieste, \*Francisco Cabrera, Tony Castillo, \*Steve Cummings, \*Junior Felix, \*Mauro Gozzo, \*Xavier Hernandez, \*Glenallen Hill, Alexis Infante, Greg Myers, \*John Olerud, \*Alex Sanchez, \*ML debut (9).

**1990** (11): \*Willie Blair, Steve Cummings, \*Carlos Diaz, Glenallen Hill, Rick Lukenen, \*Bob MacDonald, Greg Myers, John Olerud, \*Tom Quinlan, \*Luis Sojo, \*Mark Whiten, \*ML debut (6).

**1991** (15): \*Derek Bell, \*Denis Boucher, \*Ray Giannelli, \*Juan Guzman, \*Pat Hentgen, \*Vince Horsman, \*Randy Knorr, \*Bob MacDonald, \*Ed Sprague, \*Mike Timlin, Turner Ward, \*David Weathers, Mickey Weston, Mark Whiten, \*Eddie Zosky, \*ML debut (11).

**1992** (11): Derek Bell, Pat Hentgen, \*Jeff Kent, Randy Knorr, \*Doug Linton, \*Mike Maksudian, Domingo Martinez, Tom Quinlan, \*Rick Tricek, David Weathers, Eddie Zosky, \*ML debut (5).

**1993** (11): \*Scott Brow, \*Rob Butler, \*Willie Canate, \*Domingo Cedeño, \*Carlos Delgado, \*Huck Flenner, \*Shawn Green, Randy Knorr, Doug Linton, Domingo Martinez, \*Woody Williams, \*ML debut (8).

**1994** (11): Scott Brow, Rob Butler, Domingo Cedeño, \*Brad Cornett, Carlos Delgado, \*Alex Gonzalez, Shawn Green, \*Darren Hall, \*Robert Perez, \*Aaron Small, \*Paul Spoljaric, \*ML debut (6).

**1995** (15): \*Howard Battle, Alex Gonzalez, Shawn Green, \*Sandy Martinez, Robert Perez, \*Thomas Perez, \*Shannon Stewart, \*Giovanni Carrara, \*Tim Crabtree, \*Edwin Hurtado, \*Ricardo Jordan, \*Paul Menhart, \*Ken Robinson, \*Jimmy Rogers, \*Jeff Ware, \*ML debut (12).

**1996** (13): Luis Andujar, \*Tilson Brito, \*Miguel Cairo, Giovanni Carrara, \*Felipe Crespo, Huck Flenner, \*Marty Janzen, \*Julio Mosquera, Robert Perez, \*Jose Silva, Paul Spoljaric, Shannon Stewart, Jeff Ware, \*ML debut (6).

**1997** (10): \*Carlos Almanzar, \*Rich Butler, \*Chris Carpenter, Felipe Crespo, Jose Cruz, Jr., \*Kelvin Escobar, \*Tom Evans, Julio Mosquera, Ken Robinson, Shannon Stewart, \*ML debut (5).

**1998** (9): Carlos Almanzar, Kevin Brown, Tom Evans, \*Roy Halladay, Neri Rodriguez, \*Steve Sinclair, Ben Van Ryn, \*Shannon Withem, \*Kevin Witt, \*ML debut (4).

**1999** (14): \*John Bale, \*Casey Blake, \*Tom Davey, \*Gary Glover, Roy Halladay, \*Billy Koch, \*Pete Munro, Willis Otanez, \*Mike Romano, \*Anthony Sanders, Steve Sinclair, \*Vernon Wells, Kevin Witt, \*Chris Woodward, \*ML debut (10).

**2000** (13): \*Clayton Andrews, John Bale, \*Pasqual Coco, \*Darwin Cubillan, \*Matt DeWitt, \*Leo Estrella, Charlie Greene, Chad Mottola, \*Josh Phelps, \*Andy Thompson, Vernon Wells, \*Dewayne Wise, Chris Woodward, \*ML debut (8).

**2001** (12): \*Brian Bowles, Pasqual Coco, Matt DeWitt, \*Bob File, \*Ryan Freel, \*Cesar Izurius, Felipe Lopez, \*Luis Lopez, \*Brandon Lyon, Chris Michalak, Josh Phelps, Vernon Wells, \*ML debut (7).

**2002** (18): Brian Bowles, \*Kevin Cash, \*Scott Cassidy, Pasqual Coco, \*Mark Hendrickson, \*Eric Hinske, Ken Huckaby, \*Orlando Hudson, Jason Kershner,

\*Joe Lawrence, \*Justin Miller, Josh Phelps, \*Mike Smith, Pedro Swann, \*Corey Thurman, Pete Walker, \*Jayson Werth, \*Scott Wiggins, \*ML debut (11).

**2003** (8): Brian Bowles, Kevin Cash, \*Vinnie Chulk, Howie Clark, Mark Hendrickson, \*Reed Johnson, \*Aquilino Lopez, Jayson Werth, \*ML debut (3).

**2004** (16): \*Russ Adams, \*Dave Bush, Kevin Cash, \*Gustavo Chacin, Vinnie Chulk, \*Eric Crozier, \*Jason Frasier, Kevin Frederick, \*Gabe Gross, \*Brandon League, Dave Maurer, Michael Nakamura, \*Adam Peterson, \*Simon Pond, \*Guillermo Quiroz, \*Alex Rios, \*ML debut (11).

**2005** (9): Russ Adams, Gustavo Chacin, \*John-Ford Griffin, Gabe Gross, \*Aaron Hill, Guillermo Quiroz, Brandon League, \*Shaun Marcum, \*Dustin McGowan, \*ML debut (4).

**2006** (10): Luis Figueroa, \*John Hattig, \*Casey Janssen, \*Adam Lind, Shaun Marcum, Dustin McGowan, \*Ryan Roberts, \*Davis Romero, \*Francisco Rosario, Brian Tallet, \*ML debut (6).

**2007** (11): \*Josh Banks, \*Jordan De Jong, John-Ford Griffin, \*Lee Gronkiewicz, Adam Lind, \*Jesse Litsch, Ryan Roberts, \*Curtis Thigpen, \*Jamie Vermilyea, \*Brian Wolfe, \*ML debut (7).

**2008** (7): \*Jesse Carlson, Buck Coats, \*David Purcey, \*Scott Richmond, \*Travis Snider, \*Randy Wells, \*Robinson Diaz, \*ML debut (6).

**2009** (13): Bryan Bullington, \*Brett Cecil, Dirk Hayhurst, \*Brad Mills, Billy Murphy, \*Kyle Phillips, \*Robert Ray, Scott Richmond, \*Josh Roenicke, \*Ricky Romero, Randy Ruiz, \*Mark Rzepczynski, Travis Snider, \*ML debut (6).

**2010** (7): \*J.P. Arenovich, \*Kyle Drabek, Jarrett Hoffpauir, \*Rommie Lewis Jr., Mike McCoy, Brad Mills, Robert Ray, \*ML debut (3).

**2011** (13): \*Henderson Alvarez, J.P. Arenovich, \*Chad Beck, \*Joel Carreno, \*David Cooper, Kyle Drabek, \*Daniel Farquhar, \*Brett Lawrie, \*Darin Mastroianni, Brad Mills, \*Luis Perez, \*Zach Stewart, \*Eric Thames, \*ML debut (10).

**2012** (15): Chad Beck, Drew Carpenter, Joel Carreno, Robert Coello, David Cooper, \*Evan Crawford, Steve Delabar, \*Sam Dyson, \*Yan Gomes, \*Anthony Gose, \*Adelny Hechavarria, \*Drew Hutchison, \*Chad Jenkins, \*Aaron Loup, \*Moises Sierra, \*ML debut (9).

**2013** (8): \*Ryan Goins, Chad Jenkins, \*Sean Nolin, \*Kevin Pillar, Todd Redmond, Mickey Storey, Neil Wagner, Thad Weber, \*ML debut (3).

**2014** (11): Jonathan Diaz, \*Brad Glenn, Ryan Goins, \*Kendall Graveman, Sean Nolin, \*Daniel Norris, Kevin Pillar, \*Daton Pompey, \*Rob Rasmussen, \*Aaron Sanchez, \*Marcus Stroman, \*ML debut (7).

**2015** (12): \*Matt Boyd, \*Miguel Castro, \*Scott Copeland, Jonathan Diaz, Daniel Norris, \*Roberto Osuna, Dalton Pompey, Rob Rasmussen, Aaron Sanchez, Bo Schultz, \*Ryan Tepera, \*Devon Travis, \*ML debut (6).

**2016** (8): \*Dustin Antolin, \*Joe Biagini, \*Chad Gironi, \*Danny Barnes, \*Andy Burns, Pat Venditte, \*Matt Dermody, Arnold Leon, \*ML debut (6).

**2017** (19): \*Anthony Alford, Danny Barnes, Leonel Cabero, \*Taylor Cole, Matt Dermody, Teoscar Hernandez, \*Casey Lawrence, Ralfy Lopez, \*Tim Mayza, \*Mike Ohlman, Ian Parnley, \*Carlos Ramirez, \*Chris Rowley, \*Luis Santos, \*Chris Smith, \*Dwight Smith Jr., \*Glenn Sparkman, \*Richard Urena, Cesar Valdez, \*ML debut (13).

**2018** (25): Anthony Alford, \*Jon Berti, \*Ryan Burckki, \*Jonathan Davis, \*Jose Fernandez, \*Taylor Guerrieri, \*Lourdes Gurriel Jr., Mike Hauschild, \*Danny Janzen, Tim Mayza, Deek McGuire, \*Reese McGuire, Billy McKinney, Gift Ngoepe, \*Thomas Pannone, Carlos Ramirez, \*Sean Reid-Foley, Chris Rowley, Luis Santos, \*Justin Shafer, Dwight Smith Jr., \*Murphy Smith, Darnell Sweeney, \*Rowdy Tellez, Richard Urena, \*ML debut (13).

**2019** (22): Anthony Alford, \*Bo Bichette, \*Cavan Biggio, Jimmy Cordero, Jonathan Diaz, \*Yennys Diaz, \*Vladimir Guerrero Jr., Danny Jansen, \*Anthony Kay, \*Elvis Luciano, Reese McGuire, Billy McKinney, Thomas Pannone, Sean Reid-Foley, \*Jordan Romano, Justin Shafer, Beau Taylor, Rowdy Tellez, \*Trent Thornton, Breyvic Valera, \*Jacob Waguespack, \*T.J. Zeuch, \*ML debut (10).

**2020** (15): Anthony Alford, Jonathan Davis, \*Santiago Espinal, \*Thomas Hatch, Anthony Kay, \*Alejandro Kirk, Reese McGuire, \*Julian Merryweather, Brian Moran, \*Patrick Murphy, \*Nate Pearson, \*Hector Perez, Jordan Romano, \*Shun Yamaguchi, T.J. Zeuch, \*ML debut (8).

**2021** (19): \*Riley Adams, \*Nick Allgeyer, \*Bryan Baker, Jeremy Beasley, Anthony Castro, Alejandro Kirk, \*Otto Lopez, \*Alek Manoah, Julian Merryweather, Patrick Murphy, \*Connor Overton, \*Josh Palacios, Joel Payamps, Nate Pearson, \*Taylor Saucedo, \*Kevin Smith, \*Kirby Snead, \*Tye Tice, T.J. Zeuch, \*ML debut (11).

**2022** (9): \*Vinny Capra, \*Max Castillo, \*Bowden Francis, \*Matt Gage, Foster Griffin, \*Gosuke Katoh, Otto Lopez, \*Gabriel Moreno, Andrew Vasquez, \*ML debut (6).

**2023** (7): \*Hagen Danner, \*Cam Eden, Bowden Francis, \*Spencer Horwitz, \*Nathan Lukes, \*Mason McCoy, \*Davis Schneider, \*ML debut (6).



# TOP FIVE ROOKIES – ALL-TIME

## BATTING AVERAGE (502 PA)

1. Bob Bailor	.310	1977
2. Alfredo Griffin	.287	1979
3. Eric Hinske	.279	2002
4. Damaso Garcia	.278	1980
5. Vladimir Guerrero Jr.	.272	2019

## RUNS

1. Eric Hinske	99	2002
2. Alfredo Griffin	81	1979
3. Reed Johnson	79	2003
4. Russ Adams	68	2005
5. Cavan Biggio	66	2019

## TRIPLES

1. Alfredo Griffin	10	1979
2. Junior Felix	8	1989
3. Damaso Garcia	7	1980
Shannon Stewart	7	1997
Alex Rios	7	2004

## EXTRA-BASE HITS

1. Eric Hinske	64	2002
2. Shawn Green	50	1995
3. J.P. Arencibia	47	2011
4. Vladimir Guerrero Jr.	43	2019
5. Damaso Garcia	41	1980
Eric Thames	41	2011

## SACRIFICE HITS

1. Alfredo Griffin	16	1979
2. Lloyd Moseby	10	1980
3. Alex Gonzalez	9	1995
4. Dan Ainge	7	1979
5. 5 Players	6	

## BASE ON BALLS

1. Eric Hinske	77	2002
2. Cavan Biggio	71	2019
3. Fred McGriff	60	1987
4. John Olerud	57	1990
5. Russ Adams	50	2005

## WINS

1. Mark Eichhorn	14	1986
2. Gustavo Chacin	13	2005
Ricky Romero	13	2009
4. Jeff Musselman	12	1987
5. Mike Timlin	11	1991
Marcus Stroman	11	2014

## ERA (162 IP)

1. Gustavo Chacin	3.72	2005
2. Jerry Garvin	4.19	1977
3. Ricky Romero	4.30	2009
4. Phil Huffman	5.77	1979

## INNINGS

1. Jerry Garvin	244.2	1977
2. Gustavo Chacin	203.0	2005
3. Ricky Romero	178.0	2009
4. Phil Huffman	173.0	1979
5. Mark Hendrickson	158.1	2003

## GAMES

1. Alfredo Griffin	153	1979
2. Eric Hinske	151	2002
3. Damaso Garcia	140	1980
4. Jesse Barfield	139	1982
Russ Adams	139	2005

## MOST HITS

1. Alfredo Griffin	179	1979
2. Eric Hinske	158	2002
3. Bob Bailor	154	1977
4. Damaso Garcia	151	1980
5. Rick Bosetti	147	1978

## HOME RUNS

1. Eric Hinske	24	2002
2. J.P. Arencibia	23	2011
3. Rowdy Tellez	21	2019
4. Fred McGriff	20	1987
5. Jesse Barfield	18	1982

## TOTAL BASES

1. Eric Hinske	272	2002
2. Alfredo Griffin	227	1979
3. Damaso Garcia	207	1980
4. Vladimir Guerrero Jr.	201	2019
5. Bob Bailor	200	1977

## SACRIFICE FLIES

1. Russ Adams	8	2005
2. Eric Hinske	5	2002
3. 11 Players	4	

## STRIKEOUTS

1. Eric Hinske	138	2002
2. J.P. Arencibia	133	2011
3. Cavan Biggio	123	2019
4. Rowdy Tellez	116	2019
5. Alex Gonzalez	114	1995

## LOSSES

1. Jerry Garvin	18	1977
Phil Huffman	18	1979
3. Jeff Byrd	13	1977
4. Scott Richmond	11	2009
5. Jim Gott	10	1982
Casey Janssen	10	2006

## GAMES

1. Aquilino Lopez	72	2003
2. Mark Eichhorn	69	1986
Jesse Carlson	69	2008
4. Jeff Musselman	68	1987
Roberto Osuna	68	2015

## STRIKEOUTS

1. Mark Eichhorn	166	1986
2. Trent Thornton	149	2019
3. Ricky Romero	141	2009
4. Jerry Garvin	127	1977
Alek Manoah	127	2021

## AT-BATS

1. Alfredo Griffin	624	1979
2. Rick Bosetti	568	1978
3. Eric Hinske	566	2002
4. Damaso Garcia	543	1980
5. Bob Bailor	496	1977

## DOUBLES

1. Eric Hinske	38	2002
2. Shawn Green	31	1995
3. Damaso Garcia	30	1980
4. Russ Adams	27	2005
5. Vladimir Guerrero Jr.	26	2019

## RUNS BATTED IN

1. Eric Hinske	84	2002
2. J.P. Arencibia	78	2011
3. Vladimir Guerrero Jr.	69	2019
4. Doug Ault	64	1977
5. Russ Adams	63	2005

## STOLEN BASES

1. Alfredo Griffin	21	1979
2. Junior Felix	18	1989
3. Bob Bailor	15	1977
Alex Rios	15	2004
Anthony Gose	15	2012

## HIT BY PITCH

1. Reed Johnson	20	2003
2. Rowdy Tellez	7	2019
3. Jeff Kent	6	1992
4. 5 Players	5	

## SAVES

1. Billy Koch	31	1999
2. Roberto Osuna	20	2015
3. Darren Hall	17	1994
Jason Frasor	17	2004
5. Kelvin Escobar	14	1997
Aquilino Lopez	14	2003

## STARTS

1. Jerry Garvin	34	1977
Gustavo Chacin	34	2005
3. Phil Huffman	31	1979
4. Mark Hendrickson	30	2003
5. Ricky Romero	29	2009
Trent Thornton	29	2019



# HOME RUNS

## CLUB RECORDS

### HITTERS

Yr	Tot	H	A	Consecutive			In One Inning			One-game										Batters				Players With HR Totals					vs.	
				2	3	4	3	4	5	5	6	7	8	9	10	PH	LO	XN	IP	P	1	10	20	30	40	RHP	LHP			
77	100	45	55	3	0	0	1	0	0	0	0	0	0	0	0	5	1	2	1	0	15	5	0	0	0	65	35			
78	98	55	48	2	0	0	0	0	0	0	0	0	0	0	2	2	2	0	0	15	2	2	0	0	59	39				
79	95	50	45	2	0	0	0	0	0	0	0	0	0	0	4	1	2	2	0	15	4	1	0	0	67	28				
80	126	56	70	3	0	0	0	0	0	0	0	0	0	0	3	0	3	1	0	17	5	2	1	0	82	44				
81	61	34	27	2	0	0	0	0	0	0	0	0	0	0	1	1	0	1	0	12	2	0	0	0	31	30				
82	106	62	44	3	0	0	1	0	0	0	0	0	0	0	4	1	1	1	0	19	4	1	0	0	56	50				
83	167	101	66	10	0	0	2	0	0	1	0	0	0	0	5	2	4	4	0	16	9	3	0	0	106	60				
84	143	59	84	5	1	0	3	0	0	0	0	0	0	0	6	1	1	2	0	15	7	1	0	0	105	38				
85	158	75	83	6	0	0	0	0	0	1	0	0	0	0	4	2	8	0	0	16	6	2	0	0	102	56				
86	181	87	94	5	0	0	0	0	0	0	0	0	0	0	4	4	6	1	0	16	7	3	2	1	126	55				
87	215	101	114	8	1	0	3	0	0	3	0	0	0	0	3	0	4	0	0	18	9	4	1	1	152	63				
88	158	78	80	6	0	0	0	0	0	1	0	0	0	0	2	1	2	1	0	15	7	2	1	0	105	53				
89	142	64	78	4	0	0	0	0	0	0	0	0	0	0	3	4	3	1	0	17	6	1	1	0	106	36				
90	167	93	74	6	0	0	2	0	0	2	0	0	0	0	0	1	3	0	0	15	7	3	2	0	109	58				
91	133	75	58	1	0	0	0	0	0	0	0	0	0	0	1	6	5	1	0	17	4	2	1	0	86	47				
92	163	79	84	4	0	0	0	0	0	0	0	0	0	0	0	5	2	1	0	13	7	3	1	0	122	41				
93	159	96	69	7	0	0	0	0	0	2	0	0	0	0	1	6	0	1	0	15	6	3	1	0	121	38				
94	115	63	52	2	0	0	0	0	0	0	1	0	0	0	0	1	4	2	1	12	5	1	0	0	74	41				
95	140	73	67	5	0	0	1	0	0	0	0	0	0	0	1	3	1	1	0	16	7	1	0	0	104	36				
96	177	87	90	3	0	0	0	0	0	1	1	0	0	0	2	1	3	0	0	15	8	3	2	0	130	47				
97	147	68	79	5	0	0	0	0	0	0	0	0	0	0	1	0	1	0	0	15	7	2	1	0	109	38				
98	221	112	109	6	0	0	0	0	0	0	1	0	0	0	1	2	3	3	0	16	8	4	3	1	167	54				
99	212	96	116	11	0	0	3	0	1	0	0	0	0	0	4	3	3	0	0	23	7	3	2	2	170	42				
00	254	134	110	8	1	0	2	0	0	2	0	0	0	0	0	8	1	0	0	15	8	7	4	2	205	39				
01	195	94	101	8	1	0	2	1	0	4	0	0	0	0	2	4	5	1	0	19	8	3	2	0	150	45				
02	187	102	85	6	0	0	1	0	0	1	0	0	0	0	4	3	3	2	0	17	8	3	1	0	150	37				
03	190	94	96	6	0	0	0	0	0	1	0	0	0	0	0	6	3	1	1	18	7	3	2	1	150	40				
04	145	80	65	2	0	0	0	0	0	0	0	0	0	0	4	7	1	0	0	19	6	2	1	0	93	52				
05	136	76	60	3	1	0	1	0	0	0	0	0	0	0	3	1	0	0	0	14	7	1	0	0	94	42				
06	199	121	78	10	0	0	2	0	0	2	0	0	0	0	2	6	3	0	0	16	9	3	2	0	146	53				
07	165	90	75	6	0	0	2	0	0	0	0	0	0	0	4	5	3	0	0	17	9	4	0	0	121	44				
08	226	69	57	2	0	0	0	0	0	0	0	0	0	0	2	2	1	0	0	19	6	1	0	0	100	26				
09	209	104	105	5	0	0	1	0	0	2	1	0	0	0	2	3	4	0	0	16	9	2	2	0	156	53				
10	257	146	111	10	0	0	1	0	0	2	2	0	1	0	1	5	2	1	0	17	9	7	2	1	211	46				
11	186	103	83	7	0	0	2	0	0	0	0	0	0	0	0	1	7	0	0	22	6	3	1	1	137	49				
12	198	102	96	4	1	0	1	0	0	1	1	0	0	0	1	3	2	0	0	19	7	3	1	1	141	57				
13	185	95	90	4	0	0	1	0	0	3	0	0	0	0	2	3	1	0	0	18	7	5	1	0	141	44				
14	177	98	79	7	0	0	1	0	0	1	0	0	0	0	9	5	1	0	0	20	7	2	2	0	135	42				
15	232	123	109	8	0	0	1	0	0	3	0	0	0	0	3	4	5	0	0	18	7	4	3	2	180	52				
16	221	107	114	8	0	0	2	0	0	2	0	0	0	0	1	6	1	0	0	16	8	6	2	1	168	53				
17	222	105	117	7	0	0	1	0	0	1	1	0	0	0	1	4	4	1	1	21	7	4	2	0	177	45				
18	217	115	102	8	0	0	2	0	0	1	0	0	0	0	3	3	6	0	0	21	11	4	0	0	155	62				
19	247	136	111	14	0	0	1	0	0	3	1	0	0	0	2	7	6	0	0	19	13	5	1	0	174	73				
20	88	43	45	3	0	0	1	0	0	0	1	1	0	0	0	2	3	0	0	16	3	0	0	0	67	21				
21	262	135	127	11	0	0	3	1	0	6	1	0	1	0	0	9	2	0	0	19	8	7	3	2	195	67				
22	200	102	98	3	0	0	1	0	0	1	0	0	0	0	0	10	0	1	0	16	7	5	1	0	158	42				
23	188	85	103	5	0	0	3	0	0	3	0	0	0	0	3	6	2	1	0	15	8	4	0	0	154	34				

### HOME RUN SUMMARY (1977-2023)

<b>TOTAL</b>	<b>8060</b> (regular season)
HOME	4157 (Exhibition Stadium-817, Rogers Centre-3216, Puerto Rico-2, Sahlen Field-84, TD Ballpark-38)
AWAY	3903
3 in inning	50
4 in inning	2 (Aug. 17, 2001 vs. Texas - 6th, Sept. 11, 2021 at Baltimore (2) - 7th)
5 in game	51
6 in game	11
7 in game	2 (Aug. 19, 1998 at Seattle, Aug. 12, 2020 vs. Miami)
8 in game	2 (Aug. 7, 2010 vs. Tampa Bay, June 13, 2021 at Boston)
10 in game	1 (Sept. 14, 1987 vs. Baltimore)
Bases Loaded	176
Inside-the-Park	32
Leadoff	164
Pinch-hit	108
Extra Innings	129
Off RH Pitcher	5913
Off LH Pitcher	2147
<b>Postseason</b>	<b>60</b>
Home	32 (30 at Rogers Centre)
Away	28
Off RH Pitcher	41
Off LH Pitcher	19



## PITCHERS

Yr	Tot	H	A	Consec			In One Inning			One-game					Batters					Totals				vs.			
				2	3	4	3	4	5	5	6	7	8	9	10	PH	LO	XN	IP	P	1	10	20	30	40	RHB	LHB
77	152	94	58	4	1	0	0	2	0	2	0	0	1	0	0	6	0	4	3	0	15	5	3	1	0	93	59
78	149	75	74	2	0	0	0	0	0	0	0	0	0	0	0	2	3	1	0	0	12	8	3	0	0	106	43
79	165	74	91	6	0	0	1	0	0	0	2	0	0	0	0	1	2	3	3	0	17	8	2	0	0	103	62
80	135	75	60	1	0	0	0	0	0	2	0	0	0	0	0	5	1	4	2	0	15	7	0	0	0	63	72
81	72	41	31	1	0	0	0	0	0	0	0	0	0	0	0	2	2	2	1	0	12	3	0	0	0	42	30
82	147	70	77	5	0	0	2	0	0	0	0	0	0	0	0	1	1	2	2	0	13	6	3	0	0	88	59
83	145	84	61	5	0	0	1	0	0	0	1	0	0	0	0	2	3	3	2	0	14	6	3	0	0	85	60
84	140	78	82	2	1	0	2	0	0	0	1	0	0	0	0	3	0	4	1	0	12	5	3	0	0	70	70
85	147	78	69	5	1	0	1	0	0	0	0	0	0	0	0	4	1	2	1	0	15	5	3	0	0	78	69
86	164	89	75	7	0	0	4	0	0	0	2	0	0	0	0	9	4	5	0	0	16	5	4	0	0	96	68
87	158	83	75	2	0	0	0	0	0	0	1	0	0	0	0	4	4	3	1	0	13	8	3	1	0	101	57
88	143	73	70	4	0	0	0	0	0	0	0	0	0	0	0	1	5	5	3	0	15	7	2	0	0	102	41
89	99	50	49	1	0	0	0	0	0	0	0	0	0	0	0	2	2	1	0	0	17	5	0	0	0	70	29
90	143	82	61	4	1	0	2	0	0	0	1	1	0	0	0	3	3	3	0	0	16	6	2	0	0	100	43
91	121	72	49	2	0	0	0	0	0	0	0	0	0	0	0	5	2	5	0	0	16	4	2	0	0	80	41
92	124	60	84	6	0	0	0	0	0	0	0	0	0	0	0	2	2	0	0	0	14	4	2	0	0	86	38
93	134	81	53	4	0	0	0	0	0	0	1	0	0	0	0	1	1	1	1	0	13	5	2	0	0	75	59
94	127	64	63	4	0	0	0	0	0	0	1	0	0	0	0	3	4	2	1	0	15	4	3	0	0	75	52
95	145	79	66	2	0	0	1	0	0	0	1	0	0	0	0	1	2	8	0	0	19	7	1	0	0	74	71
96	187	102	85	6	0	0	4	0	0	0	1	0	0	0	0	6	5	2	0	0	19	5	4	0	0	105	82
97	167	72	95	7	0	0	0	0	0	0	3	0	0	0	0	4	4	3	1	0	20	4	2	2	0	91	76
98	169	77	92	6	0	0	2	0	0	0	0	1	0	0	0	2	4	2	1	0	16	6	2	1	0	82	87
99	191	93	98	4	0	0	0	0	0	0	1	0	0	0	0	2	4	1	0	0	20	7	2	2	0	111	80
00	195	92	103	7	1	0	0	1	0	0	3	0	0	1	0	1	2	3	0	0	21	7	3	1	0	109	86
01	165	84	81	5	0	0	0	0	0	0	5	0	0	0	0	5	0	1	0	0	18	5	2	0	0	89	76
02	177	89	88	3	0	0	1	0	0	0	2	0	0	0	0	1	3	4	0	0	21	11	0	0	0	78	99
03	184	107	77	6	0	0	1	0	0	0	0	1	0	0	0	2	1	0	2	0	21	8	3	0	0	108	76
04	181	93	88	4	2	0	3	0	0	0	1	0	0	0	0	3	2	2	0	0	21	7	2	0	0	80	101
05	185	103	82	9	0	0	0	0	0	0	3	0	0	0	0	2	6	1	2	0	17	8	4	0	0	119	66
06	185	94	91	6	0	0	1	0	0	0	0	0	0	0	0	1	2	0	0	0	21	7	1	0	0	119	66
07	157	83	74	6	0	0	1	0	0	0	0	0	0	0	0	3	3	3	0	0	20	7	2	0	0	75	82
08	134	56	78	2	0	0	1	0	0	0	1	0	0	0	0	3	2	3	1	0	18	4	2	0	0	68	86
09	181	90	91	7	0	0	1	0	0	0	0	1	0	0	0	3	6	4	0	0	21	5	3	0	0	95	86
10	150	81	69	7	0	0	2	0	0	0	1	0	0	0	0	1	2	2	1	0	20	5	2	0	0	99	51
11	179	95	84	5	0	0	0	0	0	0	0	0	0	0	0	2	1	1	1	1	24	8	3	0	0	115	64
12	204	102	102	3	2	0	3	0	0	0	1	0	1	0	0	1	1	2	0	0	29	7	3	0	0	112	92
13	195	119	76	11	1	0	1	0	0	0	2	1	0	0	0	3	2	4	0	0	29	7	3	1	0	100	95
14	151	88	63	6	0	0	0	0	0	0	0	0	0	0	0	0	2	2	1	0	22	5	3	0	0	87	64
15	173	80	93	2	0	0	0	0	0	0	0	0	0	0	0	3	6	3	0	0	26	4	4	0	0	89	84
16	163	96	87	7	3	0	2	0	0	0	1	0	1	0	0	3	3	2	2	0	26	5	4	0	0	96	85
17	203	99	104	8	1	0	4	1	0	0	3	0	0	0	0	3	1	6	1	0	30	6	2	1	0	138	65
18	208	110	98	7	0	0	1	0	0	0	0	0	0	0	0	4	6	5	0	0	28	7	2	0	0	129	79
19	228	134	94	8	0	0	4	0	0	0	4	0	1	0	0	5	4	7	1	0	35	8	1	0	0	120	108
20	81	24	57	4	1	0	1	0	1	1	2	1	0	0	0	0	1	0	0	0	22	2	0	0	0	50	31
21	209	111	98	11	1	0	3	0	0	0	2	2	0	0	0	4	7	3	1	0	33	6	3	1	0	144	65
22	180	102	78	7	0	0	2	0	0	0	2	0	0	0	0	1	4	4	0	0	28	5	2	0	0	110	70
23	198	99	99	5	0	0	2	0	0	0	0	0	0	0	0	1	4	4	0	0	22	6	3	0	0	98	100

## 200 HOME RUNS

The Blue Jays have had 13 seasons in which they hit at least 200 home runs. Toronto hit a club-record 262 home runs in 2021 to lead the Majors.

Season	Home Runs
2021	262
2010	257
2019	247
2000	244
2015	232
2017	222
2016	221
1998	221
2018	217
1987	215
1999	212
2009	209



# HOME RUNS AT ROGERS CENTRE

## REGULAR SEASON

### LEADING BLUE JAYS

1. Carlos Delgado	175
2. Jose Bautista	146
3. Vernon Wells	124
4. Joe Carter	121
5. Edwin Encarnacion	115
6. Adam Lind	73
7. Shawn Green	63
8. Josh Donaldson	61
Justin Smoak	61
10. Ed Sprague	58

### LEADING OPPONENTS

1. David Ortiz	41
2. Alex Rodriguez	36
3. Manny Ramirez	27
4. Jason Giambi	22
5. Chris Davis	21
6. Jose Canseco	18
7. Miguel Tejada	17
Adam Jones	17
Mark Teixeira	17
10. Juan Gonzalez	16
Cecil Fielder	16

## MOST IN ONE SEASON

	#	BLUE JAYS
Club	146	2010
Individual	33	Bautista, 2010

	#	OPPONENT
Club	119	2013
Individual	6	A. Soriano, 2002
	6	J. Giambi, 2003
	6	R. Devers, 2019

## POSTSEASON AT ROGERS CENTRE

### BLUE JAYS

Carter	5
Bautista	3
Donaldson	3
Encarnacion	3
Borders	2
Gruber	2
Hernández	2
Maldonado	1
Moseby	1
Bell	1
Molitor	1
Olerud	1
White	1
Wintfield	1
Colabello	1
Goins	1
Tulowitzki	1
Martin	1
Saunders	1

## ROGERS CENTRE 500 LEVEL HOME RUNS

Player	Date	Visiting Team	Pitcher	
Jose Canseco*	Oct. 7, 1989	Oakland	Mike Flanagan	480 (LF)
Mark McGwire	July 25, 1996	Oakland	Huck Flener	488 (LF)
Joe Carter**	July 27, 1996	Oakland	John Wasdin	483 (LF)
Carlos Delgado**	July 19, 1998	New York (AL)	Andy Pettitte	467 (RF)
Jose Canseco**	Sept. 5, 1998	Boston	Bret Saberhagen	451 (LF)
Jose Canseco	April 12, 1999	Tampa Bay	Graeme Lloyd	459 (LF)
Shawn Green**	April 22, 1999	Anaheim	Tim Lincecum	449 (RF)
Manny Ramirez	June 3, 2001	Boston	Chris Carpenter	491 (LF)
Raul Mondesi**	April 17, 2002	Boston	Darren Oliver	456 (LF)
Josh Phelps**	Aug. 29, 2002	New York (AL)	Roger Clemens	455 (LF)
Josh Phelps**	July 7, 2004	Seattle	Julio Mateo	435 (LF)
Gary Sheffield	July 28, 2004	New York (AL)	Miguel Batista	440 (LF)
Vernon Wells**	Sept. 16, 2004	Baltimore	Rodrigo Lopez	445 (LF)
Jayson Werth	June 27, 2009	Philadelphia	Brad Mills	448 (LF)
Shelly Duncan	May 31, 2011	Cleveland	Jo-Jo Reyes	446 (LF)
Edwin Encarnacion**	April 30, 2013	Boston	Jon Lester	480 (LF)
Mike Napoli	Aug. 26, 2014	Boston	Sergio Santos	452 (LF)
Edwin Encarnacion**	April 21, 2015	Baltimore	Jason Garcia	460 (LF)
Alex Dickerson	July 25, 2016	San Diego	Bo Schultz	452 (RF)
Josh Donaldson**	May 30, 2017	Cincinnati	Asher Wojciechowski	435 (LF)
Austin Meadows	April 12, 2019	Tampa Bay	Trent Thornton	436 (RF)
Brandon Lowe	April 12, 2019	Tampa Bay	Trent Thornton	436 (RF)

\* Game 4 of the ALCS      \*\*hit as a Blue Jay

BIographies | LAST SEASON | HISTORY | RECORDS | OPPONENTS | PLAYER DEV. | MEDIA & MISC.



## BLUE JAYS FIVE OR MORE HOME RUN GAMES (67)

DATE	OPP.	NO.	DATE	OPP.	NO.
Sept. 17, 1983	MIN	5	July 8, 2010	MIN	5
July 10, 1985	at SEA	5	Aug. 7, 2010	TB	8
May 22, 1987	at SEA	5	Sept. 30, 2010	at MIN	6
Aug. 30, 1987	OAK	5	May 18, 2012	NYM	5
Sept. 12, 1987	NYY	5	June 19, 2012	at MIL	6
Sept. 14, 1987	BAL	10	April 4, 2013	CLE	5
May 23, 1988	at MIL	5	May 12, 2013	at BOS	5
April 20, 1990	KC	5	July 26, 2013	HOU	5
May 6, 1990	DET	5	May 8, 2014	PHI	5
May 16, 1993	at NYY	5	April 17, 2015	ATL	5
May 31, 1993	at CAL	5	July 1, 2015	BOS	5
July 5, 1994	at MIN	6	Sept. 11, 2015	at NYY	5
July 6, 1996	at DET	6	June 16, 2016	at PHI	5
July 13, 1996	at MIL	5	June 17, 2016	at BAL	5
Aug. 19, 1998	at SEA	7	Aug. 23, 2017	at TB	6
April 30, 1999	at SEA	5	Sept. 26, 2017	at BOS	5
June 21, 1999	KC	5	July 27, 2018	at CWS	5
July 8, 1999	at BAL	6	June 16, 2019	at HOU	5
Aug. 10, 1999	at MIN	5	July 27, 2019	TB	6
May 5, 2000	CLE	5	Aug. 1, 2019	at BAL	5
Aug. 27, 2000	at TEX	5	Sept. 23, 2019	BAL	5
April 4, 2001	at TB	5	Aug. 12, 2020	MIA	7
April 20, 2001	at KC	5	Aug. 14, 2020	TB	6
May 6, 2001	at SEA	5	April 30, 2021	ATL	6
Sept 18, 2001	BAL	5	May 24, 2021	TB	5
June 25, 2002	at TB	5	June 12, 2021	at BOS	5
May 6, 2003	at TEX	5	June 13, 2021	at BOS	8
Sept. 25, 2003	TB	5	July 16, 2021	TEX	5
May 30, 2006	BOS	5	July 24, 2021	at NYM	5
July 23, 2006	NYY	5	Sept. 12, 2021	at BAL	5
July 22, 2009	CLE	5	Oct. 2, 2021	BAL	5
Sept. 15, 2009	at NYY	5	July 22, 2022	at BOS	5
Sept. 29, 2009	at BOS	6	April 11, 2023	DET	5
May 14, 2010	TEX	5	Aug. 4, 2023	at BOS	5
May 21, 2010	at ARI	6	Aug. 20, 2023	at CIN	5

## FOUR OR MORE HOME RUNS IN ONE INNING

### BLUE JAYS (2)

DATE	OPPONENT	INNING	HITTERS	PITCHER(S)
Aug. 17, 2001	vs. TEX	6th	FRYE CRUZ JR. STEWART DELAGDO	MAHOMES MAHOMES MAHOMES MAHOMES
Sept. 11, 2021	@BAL	7th	BICHETTE KIRK SEMIEN HERNÁNDEZ	AKIN SCOTT SCOTT BARREDA

### OPPONENTS (6)

DATE	OPPONENT	INNING	HITTERS	PITCHER(S)
June 30, 1977	vs. NYY	8th	C. JOHNSON PINELLA MUNSON C. JOHNSON	GARVIN GARVIN J. JOHNSON J. JOHNSON
July 4, 1977	@BOS	8th	LYNN RICE YAZSTREMSKI SCOTT	HARTENSTEIN HARTENSTEIN WILLIS WILLIS
May 3, 2000	@CWS	6th	JOHNSON VALENTIN THOMAS KONERKO	ESCOBAR ESCOBAR FRASCATORE FRASCATORE
May 20, 2009	@BOS	5th	ORTIZ BAY LOWELL VARITEK	CECIL CECIL CECIL CECIL
June 3, 2017	vs. NYY	8th	GARDNER HOLLIDAY CASTRO GREGORIUS	GRILLI GRILLI GRILLI GRILLI
Sept. 17, 2020	at NYY	4th	GARDNER LeMAHIEU VOIT STANTON TORRES	ANDERSON ANDERSON ANDERSON ANDERSON ANDERSON

## BACK-TO-BACK-TO-BACK HOME RUNS

The Blue Jays have hit three consecutive home runs **six** times in their history:

- April 26, 1984 vs. Oakland A's (6th inning): Willie Upshaw (1R), George Bell, Jesse Barfield
- September 12, 1987 vs. New York Yankees (8th inning): Ernie Whitt (3R), Jesse Barfield, Kelly Gruber
- April 18, 2000 vs. Los Angeles Angels (6th inning): Craig Grebek (2R), Raul Mondesi, Carlos Delgado
- August 21, 2001 at Minnesota Twins (6th inning): Shannon Stewart (1R), Raul Mondesi, Carlos Delgado
- April 9, 2005 vs. Boston Red Sox (3rd inning): Vernon Wells (1R), Corey Koskie, Shea Hillenbrand
- June 19, 2012 at Milwaukee (6th inning): Colby Rasmus (1R), Jose Bautista, Edwin Encarnacion



# THREE OR MORE HOME RUNS IN ONE INNING

## BLUE JAYS (51)

DATE	OPP	INNING
June 17, 1977	BAL	4
June 23, 1982	at SEA	9
May 23, 1983	DET	4
July 12, 1983	at KC	4
April 26, 1984	OAK	6
June 5, 1984	at DET	4
July 15, 1984	at OAK	4
Aug. 30, 1987	OAK	7
Sept. 12, 1987	NYG	8
Sept. 14, 1987	BAL	2
May 6, 1990	DET	4
May 22, 1990	OAK	6
May 17, 1995	at TEX	2
April 30, 1999	at SEA	3
June 21, 1999	KC	3
Oct. 2, 1999	at CLE	3
April 18, 2000	ANA	6
April 23, 2000	NYG	6
Aug. 11, 2001	at ANA	2
Aug. 17, 2001	TEX	6
Aug. 21, 2001	at MIN	6
June 25, 2002	at TB	8
April 9, 2005	BOS	3
April 21, 2006	BOS	8
July 23, 2006	NYG	3
May 1, 2007	at CLE	1
May 20, 2007	at PHI	8
June 24, 2009	CIN	1
May 14, 2010	TEX	3
Aug. 7, 2010	TB	3
April 25, 2011	at TEX	5
July 3, 2011	PHI	8
June 19, 2012	at MIL	6
July 26, 2013	HOU	7
May 7, 2014	PHI	7
July 5, 2016	KC	3
July 29, 2016	BAL	1
May 30, 2017	CIN	4
Sept. 23, 2017	at TB	2
Aug. 21, 2018	BAL	5
Sept. 20, 2018	TB	9
June 5, 2019	NYG	8
Aug. 14, 2020	TB	6
June 12, 2021	at BOS	5
July 16, 2021	TEX	3
July 18, 2021(2)	TEX	2
Sept. 11, 2021(2)	at BAL	7
June 10, 2022	at DET	2
May 23, 2023	at TB	9
July 22, 2023	at SEA	5
Aug. 20, 2023	at CIN	4

## OPPONENTS (60)

DATE	OPP	INN
June 30, 1977	NYG	8
July 4, 1977	BOS	8
May 8, 1979	at MIN	7
May 5, 1982	at CWS	7
June 22, 1982	at SEA	4
Aug. 2, 1983	NYG	3
June 3, 1984	NYG	4
Sept. 18, 1984	BOS	6
Aug. 24, 1985	at CWS	9
May 6, 1986	OAK	3
May 10, 1986	at SEA	4
May 14, 1986	at OAK	7
June 4, 1986	MIN	7
July 14, 1990	at CAL	7
Aug. 7, 1990	DET	9
June 22, 1995	MIL	2
April 25, 1997	SEA	8
June 3, 1997	at SEA	6
June 23, 1997	BOS	7
Sept. 15, 1997	at SEA	5
July 14, 1998	at BAL	7
Sept. 25, 1998	DET	3
May 3, 2000	at CWS	6
June 11, 2002	SF	5
Aug. 8, 2003	TEX	1
May 24, 2004	ANA	3
Aug. 25, 2004	at BOS	4
Aug. 28, 2004	NYG	9
July 9, 2005	at TEX	3
June 4, 2006	at TB	3
April 24, 2007	TEX	3
June 6, 2008	BAL	8
May 20, 2009	at BOS	5
Sept. 27, 2009	SEA	5
July 9, 2010	BOS	4
Aug. 24, 2010	NYG	3
May 26, 2012	at TEX	6
June 20, 2012	at MIL	2
Sept. 26, 2012	at BAL	5
June 24, 2013	at TB	3
June 12, 2016	BAL	3
June 25, 2016	at CWS	3
April 16, 2017	BAL	8
April 28, 2017	TB	8
June 3, 2017	NYG	8
July 9, 2017	HOU	2
Sept. 15, 2018	at NYG	7
May 25, 2019	SD	8
June 17, 2019	LAA	2
Aug. 6, 2019	at TB	4
Sept. 23, 2019	BAL	5
Sept. 5, 2020	at BOS	2
Sept. 17, 2020	at NYG	4
July 19, 2021	BOS	1
Sept. 17, 2021	MIN	3
Sept. 30, 2021	NYG	6
June 17, 2022	NYG	5
July 3, 2022	TB	5
April 2, 2023	at STL	1
July 22, 2023	at SEA	3

## CONSECUTIVE GAMES WITH AT LEAST ONE HOME RUN

### (MINIMUM 10 GAMES)

GAMES	DATE	HR	GAMES	DATE	HR
23	May 31-June 25, 2000	44	11	June 19-30, 1986	21
19	Aug. 29-Sept. 18, 2010	34	11	May 6-17, 1993	22
15	July 6-23, 2000	28	11	May 2-14, 1995	20
15	July 27-Aug. 10, 2019	39	11	Sept. 16-27, 1998	17
14	April 18-May 4, 1996	28	11	April 11-22, 1999	17
14	Sept. 11-26, 2002	23	11	May 3-15, 2001	25
13	May 19-June 2, 1985	17	11	Aug. 5-7, 2001	24
13	Sept. 1-15, 1999	22	11	July 14-26, 2002	19
13	May 6-19, 2003	27	11	Aug. 28-Sept. 9, 2007	18
13	July 3-10, 2010	28	11	Aug. 5-18, 2009	20
13	June 22-July 5, 2011	21	10	July 31-Aug. 11, 1984	12
13	July 27-Aug. 9, 2018	24	10	May 29-June 8, 1993	22
12	June 2-14, 1987	25	10	June 9-19, 1996	14
12	April 1-23, 2000	29	10	Sept. 27-Oct. 6, 2001	12
12	May 1-13, 2000	29	10	April 9-20, 2002	17
12	July 25-Aug. 6, 2004	19	10	May 29-June 8, 2002	15
12	Aug. 6-18, 2011	20	10	Aug. 25-Sept. 5, 2003	12
12	Aug. 26-Sept. 8, 2014	19	10	April 6-17, 2004	10
12	July 17-30, 2015	20	10	April 4-14, 2007	13
12	Aug. 1-13, 2015	22	10	July 25-Aug. 3, 2010	23
12	Aug. 28-Sept. 9, 2021	28	10	May 17-27, 2014	20
			10	May 21-31, 2015	16
			10	Sept. 18-27, 2020	16
			10	July 29-Aug. 7, 2021	14

BIographies | LAST SEASON | HISTORY | RECORDS | OPPONENTS | PLAYER DEV. | MEDIA & MISC.





# INDIVIDUAL RECORDS

## YEARLY HOME RUN LEADERS

### AT HOME

YEAR	PLAYER	HR	YEAR	PLAYER	HR	YEAR	PLAYER	HR	YEAR	PLAYER	HR
1977	Ron Fairly	10	1989	Fred McGriff	18	2002	Carlos Delgado	17	2014	Edwin Encarnacion	19
1978	John Mayberry	12	1990	Kelly Gruber	23	2003	Carlos Delgado	24	2015	Josh Donaldson	24
1979	John Mayberry	13	1991	Joe Carter	23	2004	Carlos Delgado	18	2016	Josh Donaldson	21
1980	Otto Velez	12	1992	Joe Carter	21	2005	Vernon Wells	28	2017	Justin Smoak	19
1981	John Mayberry	10	1993	Joe Carter	21	2006	Troy Glaus	25	2018	Randal Grichuk	17
1982	Jesse Barfield	11	1994	Joe Carter	18	2007	Frank Thomas	19	2019	Randal Grichuk	19
1983	Willie Upshaw	11	1995	Joe Carter	13	2008	Vernon Wells	11	2020	Randal Grichuk	7
1984	Jesse Barfield	22	1996	Ed Sprague	17	2009	Aaron Hill	21	2021	Vladimir Guerrero Jr.	31
1984	George Bell	12	1997	Carlos Delgado	17	2010	José Bautista	33	2022	Matt Chapman	19
1985	Jesse Barfield	15	1998	José Canseco	25	2011	José Bautista	20	2023	Vladimir Guerrero Jr.	19
1986	Jesse Barfield	16	1999	Shawn Green	20	2012	Edwin Encarnacion	23		George Springer	11
1987	George Bell	19	2000	Carlos Delgado	30	2013	José Bautista	14			
1988	Fred McGriff	18	2001	Jose Cruz Jr.	15		Colby Rasmus	14			

### ON THE ROAD

YEAR	PLAYER	HR	YEAR	PLAYER	HR	YEAR	PLAYER	HR	YEAR	PLAYER	HR
1977	3 players tied	9	1989	Fred McGriff	18	2001	Carlos Delgado	26	2013	Edwin Encarnacion	24
1978	2 players tied	10	1990	Fred McGriff	21	2002	Carlos Delgado	16	2014	Jose Bautista	17
1979	2 players tied	8	1991	Kelly Gruber	12	2003	Vernon Wells	20	2015	Edwin Encarnacion	21
1980	John Mayberry	20	1992	2 players tied	13	2004	Carlos Delgado	14	2016	Edwin Encarnacion	22
1981	John Mayberry	7	1993	John Olerud	15	2005	Vernon Wells	14	2017	Josh Donaldson	19
1982	Willie Upshaw	10	1994	Joe Carter	9	2006	Troy Glaus	13	2018	Justin Smoak	19
1983	Cliff Johnson	12	1995	Joe Carter	12	2007	Matt Stairs	14	2019	Randal Grichuk	12
1984	George Bell	14	1996	Ed Sprague	19	2008	Vernon Wells	9	2020	Teoscar Hernández	10
1985	George Bell	18	1997	Carlos Delgado	13	2009	Adam Lind	21	2021	Marcus Semien	23
1986	Jesse Barfield	24	1998	José Canseco	21	2010	Jose Bautista	21	2022	Bo Bichette	16
1987	George Bell	28	1999	Carlos Delgado	27	2011	Jose Bautista	23	2023	Vladimir Guerrero Jr.	16
1988	Fred McGriff	16	2000	3 Players	16	2012	Edwin Encarnacion	19			

## MOST HOME RUNS, ONE MONTH

MONTH	TEAM HIGH	INDIVIDUAL HIGH
March/April	43-2000	Carlos Delgado, 10 – 2001
April	43-2000	Carlos Delgado, 10 – 2001
May	54-2010	Edwin Encarnacion, 16 – 2014
June	50-2022	José Bautista, 14 – 2012
July	44-2000	Shawn Green, 11 – 1999/José Bautista, 11 – 2010
August	51-2019	C. Delgado, 12 – 1999/J. Cruz Jr., 12 – 2001/J. Bautista, 12 – 2010/ J. Donaldson, 12 – 2017
September	55-2021	Marcus Semien, 12 – 2021
Sept./Oct.	66-2021	Marcus Semien, 13 – 2021

## HOME RUN TRIOS, ONE SEASON

TOTAL	YEAR	PLAYERS
125	2021	Guerrero Jr. – 48, Semien – 45, Hernández – 32
120	2015	Donaldson – 41, Bautista – 40, Encarnacion – 39
119	1998	Canseco – 46, Delgado – 38, Green – 35
114	2000	Batista – 41, Delgado – 41, Fullmer – 32
112	1999	Delgado – 44, Green – 42, Batista – 26
111	2010	Bautista – 54, Wells – 31, Hill – 26
103	2016	Encarnacion – 42, Donaldson – 37, Saunders/Tulowitzki – 24
101	1987	Bell – 47, Barfield – 28, Moseby – 26
100	2001	Delgado – 39, Cruz Jr. – 34, Mondesi – 27

## HOME RUN DUOS, ONE SEASON

TOTAL	YEAR	PLAYERS
93	2021	Guerrero Jr. – 48, Semien – 45
86	1999	Delgado – 44, Green – 42
85	2010	Bautista – 54, Wells – 31
84	1998	Canseco – 46, Delgado – 38
82	2000	Batista – 41, Delgado – 41
81	2015	Donaldson – 41, Bautista – 40

BIographies

LAST SEASON

HISTORY

RECORDS

OPPONENTS

PLAYER DEV.

MEDIA & MISC.



## MOST PLAYERS 10 OR MORE HOME RUNS IN A SEASON

13 –	2019 -	Bichette, Biggio, Drury, Galvis, Grichuk, Guerrero Jr., Gurriel Jr., Hernández, Jansen, McKinney, Smoak, Sogard, Tellez
11 –	2018 -	Diaz, Granderson, Grichuk, Gurriel Jr., Hernández, Martin, Morales, Pillar, Smoak, Solarte, Travis
9 –	1983 -	Barfield, Bonnell, Johnson, Martinez, Moseby, Mulliniks, Orta, Upshaw, Whitt
	1987 -	Barfield, Bell, Fielder, Gruber, McGriff, Moseby, Mulliniks, Upshaw, Whitt
	2006 -	Glaus, Hillenbrand, Hinske, Johnson, Molina, Overbay, Rios, Wells, Zaun
	2007 -	Thomas, Rios, Glaus, Wells, Stairs, Hill, Lind, Zaun, Overbay
	2009 -	Hill, Lind, Barajas, Overbay, Wells, Rios, Bautista, Scutaro, Ruiz
	2010 -	Bautista, Wells, Hill, Lind, Encarnacion, Buck, Overbay, Gonzalez, Snider

## FOUR HOME RUN GAMES

### BLUE JAYS (1)

PLAYER	DATE	H/A	OPPONENT	PITCHERS
CARLOS DELGADO	Sept. 25, 2003	H	Tampa Bay	Jorge Sosa (2), Joe Kennedy, Lance Carter

### OPPONENTS (0)

No opponent has ever hit four home runs in a game vs. the Blue Jays.

## THREE HOME RUN GAMES

### BLUE JAYS (24)

PLAYER	DATE	H/A	OPPONENT	PITCHERS
Otto Velez	May 4, 1980	H	Cleveland (G1)	Spillner, Garland, Monge
Ernie Whitt	Sept. 14, 1987	H	Baltimore	Dixon (2), Arnold
George Bell	April 4, 1988	A	Kansas City	Saberhagen (3)
Joe Carter	Aug. 23, 1993	H	Cleveland	Lopez (2), Hernandez
Darnell Coles	July 5, 1994	A	Minnesota	Mahomes, Casian (2)
Carlos Delgado	Aug. 4, 1998	A	Texas	Stottlemire, Gunderson, Patterson
Carlos Delgado	Aug. 6, 1999	A	Texas	Helling (2), Zimmerman
Darrin Fletcher	Aug. 27, 2000	A	Texas	Helling (3)
Carlos Delgado	April 4, 2001	A	Tampa Bay	Wilson, Creek, Hill
Carlos Delgado	April 20, 2001	A	Kansas City	Suzuki, Cogan, Hernandez
Chris Woodward	Aug. 7, 2002	H	Seattle	Piniero (2), Sasaki
Vernon Wells	May 30, 2006	H	Boston	Beckett (2), Riske
Frank Thomas	Sept. 17, 2007	H	Boston	Wakefield (2), Snyder
Adam Lind	Sept. 29, 2009	A	Boston	Buchholz (2), Saito
John Buck	April 29, 2010	H	Oakland	Duchscherer, Blevins, Breslow
Edwin Encarnacion	May 21, 2010	A	Arizona	Haren (2), Gutierrez
Jose Bautista	May 15, 2011	A	Minnesota	Duensing, Slowey (2)
Edwin Encarnacion	Aug. 29, 2015	H	Detroit	Farmer, Knudson, Wilson
Michael Saunders	June 17, 2021	A	Baltimore	Wright, Jimenez (2)
Josh Donaldson	Aug. 28, 2016	H	Minnesota	Gibson, Light, Wimmers
Kendrys Morales	Aug. 31, 2017	A	Baltimore	Hellickson, Givens (2)
Vladimir Guerrero Jr.	April 27, 2021	H	Washington	Scherzer (2), Finnegan
Vladimir Guerrero Jr.	April 13, 2022	A	New York (AL)	Cole (2), Loáisiga
Bo Bichette	Sept. 5, 2022	A	Baltimore (G2)	Zimmermann (2), Vespri

### OPPONENTS (21)

PLAYER	DATE	H/A	OPPONENT	PITCHERS
John Mayberry	June 1, 1977	H	Kansas City	Johnson, Willis, Bruno
Cliff Johnson	June 30, 1977	H	New York (AL)	Garvin (3)
Eddie Murray	Sept. 14, 1980	H	Baltimore	Todd (2), Barlow
Jim Rice	Aug. 29, 1983	H	Boston (G2)	Acker (2), Moffitt
Jose Canseco	July 3, 1988	H	Oakland	Stottlemire (2), Henke
Cecil Fielder	May 6, 1990	H	Detroit	Key (2), Wells
Tom Brunansky	Sept. 29, 1990	A	Boston	Stottlemire, Ward, Leucken
Cecil Fielder	April 16, 1996	H	Detroit	Hanson, Carrara, Riskey
Ken Griffey Jr.	April 25, 1997	H	Seattle	Clemens (2), Timlin
Manny Ramirez	Sept. 15, 1998	A	Cleveland	Stieb (2), Quantrill
Alex Rodriguez	April 16, 2000	H	Seattle	Carpenter (2), Borbon
Alex Rodriguez	Aug. 17, 2002	A	Texas	Parris (2), Thurman
Tony Clark	Aug. 28, 2004	H	New York (AL)	Lilly, Frasor, Ligtnerberg
Jayson Werth	May 16, 2008	A	Philadelphia	Purcey (2), Litch
Jose Lopez	Sept. 22, 2010	H	Seattle	Drabek, Tallet, Camp
Chris Davis	Aug. 24, 2012	A	Baltimore	Villanueva (2), Delabar
Will Middlebrooks	April 6, 2013	H	Boston	Dickey (2), Bush
Josh Reddick	Aug. 9, 2013	H	Oakland	Rogers, Wagner, J. Perez
Byron Buxton	Aug. 27, 2017	H	Minnesota	Blagini, Dermody, Mayza
Kyle Higashioka	Sept. 16, 2020	A	New York (AL)	Roark, Waguespack, Perez
Ryan Mountcastle	June 19, 2021	A	Baltimore	Manoah (2), Kay



## MULTIPLE 20-PLUS HOME RUN SEASONS

### (4 OR MORE SEASONS)

9 – Carlos Delgado 1996 (25), 1997 (30), 1998 (38), 1999 (44), 2000 (41), 2001 (39), 2002 (33), 2003 (42), 2004 (32)	6 – Edwin Encarnacion 2010 (21), 2012 (42), 2013 (36), 2014 (34), 2015 (39), 2016 (42)
8 – Jose Bautista 2010 (54), 2011 (43), 2012 (27), 2013 (28), 2014 (35), 2015 (20), 2016 (22), 2017 (23)	4 – Jesse Barfield 1983 (27), 1985 (27), 1986 (40), 1987 (28)
7 – Joe Carter 1991 (33), 1992 (34), 1993 (33), 1994 (27), 1995 (25), 1996 (30), 1997 (21)	4 – Fred McGriff 1987 (20), 1988 (34), 1989 (36), 1990 (35)
7 – Vernon Wells 2002 (23), 2003 (33), 2004 (23), 2005 (28), 2006 (32), 2008 (20), 2010 (31)	4 – Adam Lind 2009 (35), 2010 (23), 2011 (26), 2013 (23)
6 – George Bell 1984 (26), 1985 (28), 1986 (31), 1987 (47), 1988 (24), 1990 (21)	4 – Teoscar Hernández 2018 (22), 2019 (26), 2021 (32), 2022 (25)

## CONSECUTIVE GAME HOME RUNS

In 2018, **KENDRYS MORALES** set a franchise record, homering in **SEVEN CONSECUTIVE GAMES** from Aug. 19-26, connecting for eight total home runs...The streak is tied for 4th longest all-time, one back of the leaders, and is the longest ever by a switch-hitter...Below is a list of Blue Jays who have homered in at least four consecutive games.

### SEVEN STRAIGHT GAMES

(With at least 1 AB in the contest)

Kendrys Morales – Aug. 19-26, 2018 (8 HR)

### SIX STRAIGHT GAMES

(With at least 1 AB in the contest)

Jose Cruz Jr. – Sept. 29-Oct. 5, 2001 (6 HR)

### FIVE STRAIGHT GAMES

(With at least 1 AB in the contest)

Jose Bautista – Aug. 26-31, 2014 (5 HR)

### FOUR STRAIGHT GAMES

(With at least 1 AB in the contest)

George Bell – Aug. 23-26, 1985 (4 HR)

Joe Carter – June 20-23, 1991 (5 HR)

– June 14-18, 1996 (4 HR)

Carlos Delgado – June 3, 5-7, 1997 (4 HR)

– Aug. 8-11, 1999 (5 HR)

Shawn Green – April 5, 7-9, 1998 (4 HR)

Jose Canseco – Sept. 4-7, 1998 (4 HR)

Vernon Wells – June 19-22, 2003 (5 HR)

Josh Phelps – Aug. 29-Sept. 3, 2003 (4 HR)

Jose Bautista – Sept. 28-Oct. 2, 2009 (4 HR)

Edwin Encarnacion – Sept. 30-Oct. 3, 2010 (5 HR)

– April 27-30, 2012 (4 HR)

– April 23-26, 2013 (5 HR)

– Sept. 28-Oct. 3, 2015 (4 HR)

– June 14-17, 2011 (4 HR)

Colby Rasmus – Sept. 13-18, 2013 (4 HR)

Melky Cabrera – April 4-8, 2014 (4 HR)

Josh Donaldson – May 25-29, 2015 (5 HR)

Justin Smoak – Aug. 28-Sept. 1, 2018 (4 HR)

Bo Bichette – Aug. 9-Aug. 14, 2020 (4 HR)

Randal Grichuk – Aug. 16-Aug. 19, 2021 (5 HR)

Vladimir Guerrero Jr. – June 11-June 14, 2021 (4 HR)

Teoscar Hernández – Aug. 14-Aug. 18, 2021 (4 HR)

## MOST HOME RUNS IN A SEASON SERIES

### (8 OR MORE)

YEAR	NAME	OPPONENT	HR	YEAR	NAME	OPPONENT	HR
1980	John Mayberry	New York (AL)	8	2014	Jose Bautista	New York (AL)	8
2000	Tony Batista	Baltimore	9	2017	Josh Donaldson	Tampa Bay	8
2001	Jose Cruz Jr.	New York (AL)	9	2019	Randal Grichuk	New York (AL)	8
2002	Carlos Delgado	Tampa Bay	8	2021	Bo Bichette	New York (AL)	8
2003	Carlos Delgado	Tampa Bay	8		Vladimir Guerrero Jr.	Baltimore	12
2006	Vernon Wells	Boston	8		Marcus Semien	New York (AL)	8
2010	Jose Bautista	Boston	8				
	Jose Bautista	Baltimore	9				
	Vernon Wells	Texas	8				

## ALL-TIME LONGEST HOMERLESS STRETCHES

### ORGANIZED BY AT-BATS

#### ALFREDO GRIFFIN

DATES OF HOME RUNS	PITCHER	SPAN OF DROUGHT
July 30, 1980 vs. Oakland	Langford	255 Games, 956 At-Bats
July 26, 1982 at Boston	Eckersley	

#### BOB BAILOR

DATES OF HOME RUNS	PITCHER	SPAN OF DROUGHT
May 7, 1978 at Seattle	Pole	228 Games, 845 At-Bats
Aug. 22, 1979 at Seattle	Honeycutt	

#### OTIS NIXON

DATES OF HOME RUNS	PITCHER	SPAN OF DROUGHT
Apr. 16, 1996 vs. Detroit	Gohr	205 Games, 806 At-Bats
Aug. 1, 1997 at Detroit	Moehler	

#### MANNY LEE

DATES OF HOME RUNS	PITCHER	SPAN OF DROUGHT
June 17, 1990 at New York	Lapointe	245 Games, 804 At-Bats
May 6, 1992 at Seattle	Acker	

#### GARTH IORG

DATES OF HOME RUNS	PITCHER	SPAN OF DROUGHT
Aug. 2, 1980 vs. California	Laroche	240 Games, 771 At-Bats
Sept. 28, 1982 vs. Minnesota	Viola	



# LEADOFF HOME RUNS (TOR -164/OPP. – 135)

## BLUE JAYS (164)

PLAYER	TIMES	LAST DATE	LAST TEAM
Devon White	22	6/20/1995	at MIL
George Springer	18	9/19/2023	at NYY
Shannon Stewart	15	11/7/2003	NYN
Alex Rios	9	5/15/2007	BAL
Damaso Garcia	7	5/25/1986	at CLE
Jose Cruz Jr.	7	4/9/2001	NYN
Reed Johnson	7	7/23/2007	MIN
José Bautista	6	6/28/2017	BAL
Lloyd Moseby	5	7/9/1989	at MIL
Tony Fernandez	5	5/5/1990	DET
Frank Menechino	4	5/8/2004	CLE
Fred Lewis	4	7/17/2010	at BAL
Jose Reyes	4	6/25/2014	NYN
Devon Travis	4	8/6/2016	at KC
Marcus Semien	4	7/1/2021	SEA
Marco Scutaro	3	4/30/2009	at KC
Brett Lawrie	3	5/2/2013	BOS
Melky Cabrera	3	4/6/2014	NYN
Eric Sogard	3	6/11/2019	at BAL
Teoscar Hernández	3	7/27/2020	at WAS
Bo Bichette	3	9/9/2021	at NYY

PLAYER	TIMES	LAST DATE	LAST TEAM
Rick Bosetti	2	9/21/1978	NYN
Frank Catalanotto	2	7/9/2003	DET
Josh Donaldson	2	5/19/2015	LAA
Curtis Granderson	2	7/27/2018	at CWS
Bob Bailor	1	4/27/1977	at CLE
Alfredo Griffin	1	8/29/1979	OAK
Rickey Henderson	1	1/9/1993	at OAK
Alex Gonzalez	1	9/19/1995	at NYY
Jacob Brumfield	1	6/13/1996	at CAL
Russ Adams	1	9/22/2004	at NYY
Brad Wilkerson	1	5/20/2008	LAA
Travis Snider	1	9/29/2010	NYN
Yunel Escobar	1	6/15/2011	BAL
Rajai Davis	1	7/30/2012	SEA
Ezequiel Carrera	1	7/30/2017	LAA
Norichika Aoki	1	8/22/2017	at TB
Steve Pearce	1	4/8/2018	at TEX
Billy McKinney	1	9/25/2019	BAL
Cavan Biggio	1	8/7/2020	at BOS
Santiago Espinal	1	6/1/2022	CWS
Whit Merrifield	1	8/4/2023	at BOS

## LEADING OFF

The most leadoff home runs in one season:

**Nine Times:** George Springer (2022)

**Six Times:** Devon White (1991)

**Five Times:** Devon White (1992), Devon White (1993), Shannon Stewart (2000), George Springer (2023)

**Four Times:** Devon White (1994), Shannon Stewart (2000), Jose Cruz Jr. (2001), Frank Menechino (2004), Alex Rios (2006, 2007), Fred Lewis (2010), Jose Bautista (2016), Marcus Semien (2021), George Springer (2021)

## BLUE JAYS, HOME RUN ON FIRST PITCH OF GAME

**\*SINCE 1988 WHEN PITCH COUNTS BEGAN TO BE RECORDED**

Devon White	July 21, 1991 vs. TEX	Jose Reyes	Aug. 6, 2013 vs. SEA
Devon White	May 24, 1993 vs. MIL	Jose Reyes	June 17, 2014 at NYY
Devon White	May 12, 1995 vs. MIL	Jose Reyes	June 25, 2014 vs. NYY
Jose Cruz Jr.	Aug. 19, 2001 vs. TEX	José Bautista	Aug. 31, 2016 at BAL
Shannon Stewart	April 5, 2002 vs. MIN	Steve Pearce	April 8, 2018 at TEX
Alex Rios	April 13, 2007 vs. DET	George Springer	July 31, 2021 vs. KC
Alex Rios	May 8, 2007 vs. BOS	George Springer	Aug. 4, 2021 vs. CLE
José Bautista	Sept. 29, 2009 vs. BOS	George Springer	July 10, 2022 at SEA
Fred Lewis	July 17, 2010 vs. BAL	Whit Merrifield	Aug. 4, 2023 at BOS
Brett Lawrie	July 22, 2012 vs. BOS		

## HOMERING FROM BOTH SIDES – BLUE JAYS (SAME GAME)

Date	Batter	Pitcher	OPP	Cty	In	On	Date	Batter	Pitcher	OPP	Cty	In	On		
1	May 10/91	Roberto Alomar	Bobby Thigpen	CWS	TOR	9	0	6	July 28/14	Melky Cabrera	Clay Buchholz	BOS	BOS	1	1
2	June 1/92	Devon White	Scott Radinsky	CWS	TOR	11	0	7	July 1/15	Justin Smoak	Felix Doubront	BOS	BOS	6	2
3	May 3/95	Roberto Alomar	John Smiley	MIN	MIN	1	0	8	July 7/17	Kendrys Morales	Rick Porcello	BOS	TOR	1	1
4	Aug. 24/97	Jose Cruz Jr.	Carl Willis	MIN	MIN	10	0				Robbie Ross	BOS	TOR	3	0
5	Sept. 13/06	Gregg Zaun	Jim Abbott	CWS	TOR	3	0				Sean Manaea	OAK	TOR	5	0
			Roberto Hernandez	CWS	TOR	9	0				Blake Treinen	OAK	TOR	9	0
			Ricky Bones	KC	KC	1	0				Gio Gonzalez	WAS	TOR	2	0
			Larry Casian	KC	KC	13	1				Justin Miller	WAS	TOR	7	1
			Cha Seung Baek	SEA	SEA	2	0				Rick Porcello	BOS	BOS	3	0
			Jose Jimenez	SEA	SEA	4	3				Robby Scott	BOS	BOS	9	1



**BLUE JAYS (105)**

Player	Number	Last Date	Team
Adam Lind	4	9/20/2013	at BOS
Jesse Barfield	4	7/3/1988	OAK
Ernie Whitt	4	8/1/1984	KC
Ezequiel Carrera	3	4/18/2017	BOS
Colby Rasmus	3	9/6/2014	at BOS
Willie Greene	3	9/5/1999	at KC
Cliff Johnson	3	6/13/1986	DET
Otto Velez	3	7/4/1979	at DET
Cavan Biggio	2	6/13/2023	at BAL
Rowdy Tellez	2	9/2/2019	at ATL
Danny Valencia	2	6/26/2015	TEX
Rod Barajas	2	8/26/2009	TB
Alex Rios	2	4/14/2008	at BAL
Matt Stairs	2	8/29/2007	at OAK
Eric Hinske	2	8/19/2005	at DET
Chris Gomez	2	9/11/2004	at TEX
Jose Cruz Jr	2	9/15/2002	TB
Kelly Gruber	2	6/13/1989	at MIL
Fred McGriff	2	5/23/1988	at MIL
Buck Martinez	2	6/14/1986	DET
Jeff Burroughs	2	9/25/1985	BOS
Rance Mulliniks	2	6/12/1985	at NYY
Willie Aikens	2	4/27/1985	at TEX
Doug Ault	2	8/7/1980	at CLE
Rico Carty	2	9/22/1979	NYN
Al Woods	2	4/21/1977	at NYY
Danny Jansen	1	4/22/2023	at NYY
Reese McGuire	1	9/29/2018	at TB
Justin Smoak	1	8/31/2018	at MIA
Kendrys Morales	1	6/24/2018	at LAA
Edwin Encarnacion	1	5/16/2015	at HOU
John Mayberry Jr.	1	9/14/2014	TB
Dioner Navarro	1	9/2/2014	at TB
Steve Tolleson	1	7/5/2014	at OAK
Juan Francisco	1	6/20/2014	at CIN
Erik Kratz	1	3/31/2014	at TB
Mark DeRosa	1	5/6/2013	at TB
Yan Gomes	1	6/11/2012	WSH
Lyle Overbay	1	5/18/2008	at PHI
Gregg Zaun	1	4/10/2007	KC
Shea Hillenbrand	1	6/9/2006	DET
Reed Johnson	1	7/1/2005	at BOS
Orlando Hudson	1	5/30/2005	at SEA
Russ Adams	1	9/29/2004	at BAL
Darrin Fletcher	1	6/23/2002	at ARI
Tom Wilson	1	5/24/2002	CLE
Dave Burg	1	4/5/2002	MIN
Tony Fernandez	1	9/4/2001	NYN
Jacob Brumfield	1	6/8/1999	at NYM
Juan Samuel	1	6/22/1998	MON
Robert Perez	1	6/13/1997	at PHI
John Olerud	1	6/1/1996	KC
Charlie O'Brien	1	5/12/1996	BOS
Carlos Delgado	1	5/23/1995	KC
Michael Huff	1	5/30/1994	OAK
Darnell Coles	1	5/21/1993	MIN
Pat Borders	1	9/20/1991	at OAK
Lee Mazzilli	1	9/9/1989	at CLE
Nelson Liriano	1	5/5/1989	CAL
Cecil Fielder	1	9/4/1987	SEA
Juan Beniquez	1	7/24/1987	MIN
Garth Iorg	1	6/15/1986	DET
Rick Leach	1	6/14/1986	DET
George Bell	1	8/14/1984	at CLE
Mickey Klutts	1	4/29/1983	CWS
Willie Upshaw	1	4/24/1981	at NYY
Bob Davis	1	6/14/1980	at CLE
Roy Howell	1	5/6/1980	at CAL
Sam Ewing	1	7/1/1978	CLE
John Mayberry	1	6/26/1978	BAL
Doug Rader	1	8/24/1977	at SEA

**PH HOME RUN LEADERS**

The Blue Jays franchise has connected 105 times for pinch-hit home runs during regular season games...Jesse Barfield on April 24, 1982 vs. Boston at Exhibition Stadium hit the Blue Jays' first pinch-hit grand slam...Alvis Woods in Toronto's first ever game, on April 7, 1977 vs. the Chicago White Sox, hit the first pitch of his first Major League career at-bat for the Blue Jays' first pinch-hit home run...Ed Sprague has the only pinch-hit home run in the postseason, which came on Oct. 18, 1992, Game 2 of the World Series vs. Atlanta...On June 30, 1999 vs. the Orioles, Willie Greene became the 16th player in AL history to hit home runs in consecutive pinch-hit at-bats...In 2014, Colby Rasmus tied Willie Greene (1999) for the most PH-HR in a single season with three...The club record for most PH-HR in a single season is nine, recorded in 2014... The nine PH-HR rank T-3rd most in AL history (record is 11 by Baltimore in 1982) and the most by any AL club since California in 1987.



# INSIDE-THE-PARK HOME RUNS (TOR – 32/OPP. – 37)

## BLUE JAYS (32)

HR	DATE	D/N	BATTER	POS	BAT ORD	PITCHER	OPP	H/A	IN	ON	OUT
1	Aug. 21/77	D	Doug Rader	DH	5	Frank Tanana	CAL	A	5	0	2
2	July 9/79	N	Al Woods	LF	6	Lary Sorensen	MIL	H	2	0	0
3	Aug. 28/79	D	Alfredo Griffin	SS	1	Rick Langford	OAK	H	5	1	2
4	Sept. 17/80	N	Roy Howell	3B	3	Tim Lollar	NYG	A	10	1	2
5	April 25/81	D	Lloyd Moseby	CF	1	Bill Castro	NYY	A	9	1	2
6	June 7/82	N	Willie Upshaw	1B	3	John Denny	CLE	H	3	1	2
7	April 14/83	D	Willie Upshaw	1B	7	Jerry Augustine	MIL	H	2	0	2
8	May 25/83	N	Jorge Orta	DH	4	Dan Petry	DET	H	4	0	0
9	May 30/83	N	Lloyd Moseby	CF	7	Dan Petry	DET	A	9	1	2
10	Sept. 14/83	N	Barry Bonnell	CF	5	Matt Young	SEA	A	2	0	0
11	June 6/84	N	George Bell	RF	6	Aurelio Lopez	DET	A	8	0	1
12	Aug. 10/84	N	Tony Fernandez	SS	9	Dennis Martinez	BAL	H	3	0	2
13	June 12/86	N	Kelly Gruber	2B	7	Bill Scherrer	DET	H	7	2	2
14	May 16/88	N	Kelly Gruber	3B	6	Jeff Bittiger	CWS	A	8	0	2
15	June 2/89	N	Junior Felix	RF	1	Bob Stanley	BOS	A	9	3	2
16	July 11/91	N	Raulo Mulliniks	DH	5	Kevin Brown	TEX	H	8	0	2
17	June 1/92	N	Devon White	CF	1	Carl Willis	MIN	A	10	0	1
18	June 18/93	N	Roberto Alomar	2B	2	Tony Fossas	BOS	A	8	0	0
19	April 25/94	N	Paul Molitor	DH	3	David Cone	KC	A	1	0	2
20	June 17/95	D	Paul Molitor	DH	2	Kenny Rogers	TEX	H	5	0	2
21	July 28/98	N	Shannon Stewart	CF	3	Eric Gunderson	TEX	H	8	1	1
22	Sept. 7/98	D	Shannon Stewart	LF	1	Steve Karsay	CLE	H	3	2	2
23	Sept. 22/98	N	Tony Fernandez	3B	6	Mike Mussina	BAL	H	4	0	1
24	Aug. 6/99	N	Carlos Delgado	DH	5	Jeff Zimmerman	TEX	A	8	0	1
25	July 7/01	D	Cesar Izturis	2B	9	Guillermo Mota	MON	H	6	1	1
26	May 11/02	D	Raul Mondesi	RF	5	Barry Zito	OAK	A	6	0	2
27	July 17/02	N	Ken Huckaby	C	8	Jason Johnson	BAL	H	2	1	1
28	Sept. 13/03	D	Greg Myers	DH	5	Pat Hentgen	BAL	H	4	1	2
29	July 7/10	N	Jose Bautista	RF	3	Kevin Slowey	MIN	H	5	1	2
30	May 6/17	D	Ezequiel Carrera	LF	2	Jake Odorizzi	TB	A	1	0	1
31	July 22/22	N	Raimel Tapia	CF	1	Austin Davis	BOS	A	3	3	2
32	Sept. 24/23	D	George Springer	RF	1	Taj Bradley	TB	A	2	2	2

## OPPONENTS (37)

	DATE	BATTER	TEAM	PITCHER	CITY	IN	ON
1	May 5/77	Cecil Cooper	MIL	Jerry Garvin	TOR	5	1
2	July 23/77	Alan Bannister	CWS	Dave Lemanczyk	TOR	3	0
3	July 25/77	Ron LeFlore	DET	Mike Willis	DET	6	0
4	April 7/79	Amos Otis	KC	Jim Clancy	KC	1	1
5	May 8/79	Ken Landreaux	MIN	Balor Moore	MIN	7	0
6	June 10/79	Jim Essian	OAK	Mike Willis	OAK	5	3
7	Aug. 15/80	George Brett	KC	Jesse Jefferson	KC	1	2
8	Aug. 20/80	Mike Cubbage	MIN	Jackson Todd	MIN	6	1
9	June 9/81	Wayne Northagen	CWS	Luis Leal	CWS	4	1
10	July 21/82	Willie Wilson	KC	Dale Murray	TOR	8	1
11	Sept. 30/82	Kent Hrbek	MIN	Luis Leal	TOR	1	1
12	May 25/83	Kirk Gibson	DET	Jim Gott	TOR	1	1
13	Sept. 27/83	Gary Pettis	CAL	Luis Leal	CAL	2	0
14	July 4/84	Rob Picciolo	CAL	Dave Stieb	TOR	3	0
15	Oct. 2/85	Kirk Gibson	DET	Dave Stieb	DET	6	0
16	June 29/87	Ron Kittle	NYA	John Cerutti	TOR	1	1
17	April 7/88	Kurt Stillwell	KC	Jim Clancy	KC	6	1
18	May 27/88	Ivan Calderon	CWS	Mike Flanagan	TOR	7	0
19	Sept. 4/88	Jim Sundberg	TEX	Frank Wills	TOR	4	0
20	July 17/93	Brian McRae	KC	Danny Cox	TOR	9	1
21	July 21/94	Rusty Greer	TEX	Pat Hentgen	TOR	2	0
22	May 24/97	Darin Erstad	ANA	Woody Williams	TOR	3	0
23	July 26/98	Nomar Garciaparra	BOS	Pat Hentgen	BOS	7	2
24	June 20/03	Endy Chavez	MON	Jeff Tam	MON	8	0
25	Aug. 26/03	Kevin Millar	BOS	Aquilino Lopez	BOS	9	0
26	April 6/05	Carl Crawford	TB	Josh Towers	TB	3	0
27	July 5/05	Bobby Crosby	OAK	Pete Walker	TOR	6	1
28	June 19/08	Prince Fielder	MIL	A.J. Burnett	MIL	5	0
29	July 4/10	Brett Gardner	NYG	Brandon Morrow	NYG	6	1
30	June 6/11	Drew Stubbs	CIN	Jo-Jo Reyes	CIN	6	0
31	Sept. 25/11	Ben Zobrist	TB	Brett Cecil	TB	1	0
32	Aug. 2/14	Jon Singleton	HOU	Brett Cecil	HOU	8	1
33	June 25/16	Brett Lawrie	CWS	RA Dickey	CWS	2	0
34	Aug. 19/16	Tyler Naquin	CLE	Roberto Osuna	CLE	9	0
35	June 21/17	Joey Gallo	TEX	Joe Biagini	TEX	5	0
36	May 28/19	Avisail Garcia	TB	Clayton Richard	TB	3	0
37	Aug. 27/21	Victor Reyes	DET	Tim Mayza	DET	8	0

BIOGRAPHIES

LAST SEASON

HISTORY

RECORDS

OPPONENTS

PLAYER DEV.

MEDIA & MISC.



## EXTRA-INNING HOME RUNS (TOR – 129/OPP. – 133)

### BLUE JAYS (127)

PLAYER	TIMES	LAST DATE	OPP.	PLAYER	TIMES	LAST DATE	OPP.
George Bell	6	6/22/90	NY Yankees	Cecil Fielder	1	8/4/87	SEA
Ernie Whitt	5	9/5/88	at DET	Tony Fernandez	1	7/3/88	OAK
Jesse Barfield	4	6/6/87	BAL	Junior Felix	1	6/4/89	at BOS
Jose Cruz Jr.	4	8/11/01	at ANA	Mark Whitten	1	4/12/91	MIL
José Bautista	4	4/21/17	at LAA	Roberto Alomar	1	5/10/91	CWS
Otto Velez	3	5/4/80	CLE	Pat Borders	1	9/24/91	at CAL
Fred McGriff	3	5/25/90	at SEA	Rob Ducey	1	10/6/91	at MIN
Alex S. Gonzalez	3	7/25/01	at BOS	Devon White	1	6/1/92	at MIN
Vernon Wells	3	7/20/06	NY Yankees	Carlos Delgado	1	8/20/96	at KC
Aaron Hill	3	5/27/09	at BAL	Kevin Brown	1	8/15/98	ANA
Edwin Encarnacion	3	6/10/16	BAL	Raul Mondesi	1	9/24/01	at CLE
Cliff Johnson	2	6/21/86	NY Yankees	Josh Phelps	1	4/5/03	at MIN
John Olerud	2	9/17/92	CLE	Reed Johnson	1	6/15/03	CHC
Ed Sprague	2	8/3/95	at BAL	Shea Hillenbrand	1	5/27/06	CWS
Joe Carter	2	6/1/96	KC	Alex Gonzalez	1	5/7/10	at CWS
Jose Canseco	2	6/10/98	at FLA	Yunel Escobar	1	4/4/11	OAK
Tony Batista	2	7/26/99	at CWS	John McDonald	1	4/22/11	TB
Darrin Fletcher	2	6/1/02	at DET	Corey Patterson	1	5/28/11	CWS
Eric Hinske	2	6/29/02	at MTL	Brett Lawrie	1	9/5/11	BOS
Alex Rios	2	5/26/07	at MIN	J.P. Arencibia	1	4/5/12	at CLE
Gregg Zaun	2	9/6/08	TB	Mark DeRosa	1	6/2/13	at SD
Lyle Overbay	2	9/25/10	BAL	Colby Rasmus	1	9/4/14	at TB
Adam Lind	2	6/14/11	BAL	Russell Martin	1	6/13/15	at BOS
Josh Donaldson	2	6/7/17	at OAK	Chris Colabello	1	6/24/15	at TB
Justin Smoak	2	6/7/17	at OAK	Ryan Goins	1	9/1/15	CLE
Kevin Pillar	2	9/7/18	CLE	Steve Pearce	1	7/27/17	OAK
Teoscar Hernández	2	9/3/20	at BOS	Curtis Granderson	1	4/24/18	BOS
Doug Rader	1	7/13/77	at CWS	Yangervis Solarte	1	5/3/18 (1)	at CLE
Bob Bailor	1	7/15/77	DET	Luke Maile	1	5/11/18	BOS
Dave McKay	1	8/26/78	MIN	Kendrys Morales	1	6/24/18	at LAA
Craig Kuskick	1	8/31/79	SEA	Brandon Drury	1	4/28/19	OAK
Roy Howell	1	9/17/80	at NYY	Rowdy Tellez	1	4/28/19	OAK
Steve Braun	1	9/19/80	at BAL	Billy McKinney	1	6/20/19	LAA
John Mayberry	1	4/25/82	BOS	Bo Bichette	1	9/13/19	NY Yankees
Barry Bonnell	1	8/25/83	at BAL	Anthony Alford	1	9/23/19	BAL
Willie Upshaw	1	5/10/84	at BAL	Randal Grichuk	1	8/28/20	BAL
Buck Martinez	1	6/6/85	DET	Lourdes Gurriel Jr.	1	9/3/20	at BOS
Rance Mullinix	1	6/12/85	at NYY	Vladimir Guerrero Jr.	1	5/21/21	TB
Damaso Garcia	1	7/29/85	at BAL	Marcus Semien	1	5/24/21	TB
Garth Iorg	1	8/11/85	at KC	Danny Jansen	1	5/17/23	NY Yankees
Al Oliver	1	8/11/85	at KC	Brandon Belt	1	8/22/23	at BAL
Lloyd Moseby	1	5/10/86	at SEA				

INNING	# HIT
10	68
11	29
12	16
13	9
14	4
15	2
16	1

## FIRST MAJOR LEAGUE HIT AS A HOME RUN

There have been 10 Blue Jays to have record a home run for their first Major League hit...They are as follows:

Davis Schneider	— Aug. 4, 2023 at BOS
Devon Travis	— April 6, 2015 at NYY
J.P. Arencibia	— Aug. 7, 2010 vs. TB
Ryan Roberts	— Aug. 3, 2006 at NYY
Mark Hendrickson (pitcher)	— June 21, 2003 at MON
Junior Felix	— May 4, 1989 vs. CAL
Kelly Gruber	— Sept. 25, 1984 at BOS
Anthony Johnson	— May 24, 1982 vs. BAL
Steve Staggs	— July 1, 1977 vs. TEX
Al Woods	— April 7, 1977 vs. CWS

## HOME RUNS, FIRST MAJOR LEAGUE AT-BAT

When **AL WOODS** batted for Steve Bowling in the 5th inning on Apr. 7, 1977, he became the 11th player in Major League history to hit a home run as a pinch-hitter in his first at-bat.

**JUNIOR FELIX** became the 11th Major League player to homer on his first big-league pitch on May 4, 1989 vs. California's Kirk McCaskill (solo).

**J.P. ARENCIBIA** became the 3rd Blue Jay to homer in his first MLB plate appearance and 2nd to do so on the first pitch, on Aug. 7, 2010, off Tampa Bay's James Shields (2R)...Became the 5th player in MLB history to hit two homers in his first game and was the first catcher to do so.

**DAVIS SCHNEIDER** became the 4th player in Toronto history to go deep in his first MLB plate appearance, launching a solo shot over the Green Monster off James Paxton on Aug. 4, 2023 at Fenway Park.





## WALK-OFF HOME RUNS (TOR – 91/OPP. – 106)

The Toronto Blue Jays have recorded 90 total walk-off home runs in franchise history...On July 30, 2017 vs. LAA, Steve Pearce capped a dramatic 9th-inning comeback with a walk-off grand slam as the Blue Jays overcame a 10-4 deficit to earn an 11-10 victory...Pearce hit a walk-off grand slam three days earlier in the Jays' 8-4 win in 10 innings against OAK...That is the shortest span between walk-off grand slams by any player in Major League history, the previous shortest being 100 days by the Mariners' Jim Presley in 1986...Pearce, Presley, and Cy Williams for the 1926 Phillies are the only players to have hit two walk-off grand slams in the same season (*courtesy of Elias*)...There have been four walk-off grand slams in team history (Steve Pearce – 2x: 7/30/17 vs. LAA and 7/27/17 vs. OAK; Gregg Zaun – 9/6/08 vs. TB, 13th inning; George Bell – 9/4/88 vs. TEX, 9th inning)...On June 15, 2003 vs. CHC, Reed Johnson hit a leadoff home run and ended the game in the 10th inning with a walk-off blast, becoming then just the 4th player in MLB history to accomplish that feat...The most walk-off home runs hit in a single season by Toronto is six, accomplished in 2011 and again in 2019...In 2015, Josh Donaldson set a club record with three walk-off home runs...Cecil Fielder is the only Blue Jay to hit a pinch-hit walk-off home run, which he accomplished on Sept. 4, 1987 vs. SEA (10th inning-solo HR).

### WALK-OFF HR (91)

PLAYER	TIMES	LAST DATE	OPP.	PLAYER	TIMES	LAST DATE	OPP.
Edwin Encarnacion	4	6/10/16	BAL	Randal Grichuk	1	8/27/20	BAL
Justin Smoak	3	9/20/18	TB	Anthony Alford	1	9/23/19	BAL
Josh Donaldson	3	9/27/15	TB	Teoscar Hernández	1	7/27/19	TB
Adam Lind	3	6/14/11	BAL	Billy McKinney	1	6/20/19	LAA
Vernon Wells	3	7/20/06	NYG	Brandon Drury	1	4/26/19	OAK
Carlos Delgado	3	7/8/04	SEA	Luke Maile	1	5/11/18	BOS
Joe Carter	3	7/25/96	OAK	Curtis Granderson	1	4/24/18	BOS
George Bell	3	5/28/89	CWS	Ryan Goins	1	9/1/15	CLE
Jesse Barfield	3	6/6/87	BAL	Corey Patterson	1	5/28/11	CWS
Danny Jansen	2	5/17/23	NYG	John McDonald	1	4/22/11	TB
Marcus Semien	2	9/3/21	OAK	Yunel Escobar	1	4/5/11	OAK
Bo Bichette	2	4/14/21	NYG	Gregg Zaun	1	9/6/08	TB
Kevin Pillar	2	9/7/18	CLE	Aaron Hill	1	9/15/06	TB
Steve Pearce	2	7/30/17	LAA	Shea Hillenbrand	1	5/27/06	CWS
Kendrys Morales	2	7/26/17	OAK	Orlando Hudson	1	8/10/05	DET
Brett Lawrie	2	5/1/12	TEX	Darrin Fletcher	1	6/30/99	BAL
Lyle Overbay	2	9/25/10	BAL	Mike Stanley	1	5/14/98	ANA
Reed Johnson	2	5/24/05	BOS	Jose Canseco	1	5/12/98	OAK
Eric Hinske	2	7/14/02	BOS	Jacob Brumfield	1	6/25/99	SEA
Jose Cruz Jr.	2	8/14/01	OAK	Roberto Alomar	1	5/2/95	CWS
Tony Batista	2	4/3/00	KC	William Canate	1	7/18/93	KC
Ernie Whitt	2	8/17/86	TEX	John Olerud	1	9/17/92	CLE
Buck Martinez	2	6/14/86	DET	Mark Whitten	1	4/12/91	MIL
Lloyd Moseby	2	4/19/83	CLE	Kelly Gruber	1	9/15/90	BAL
Otto Velez	2	5/4/80 (G1)	CLE	Cecil Fielder	1	9/4/87	SEA
				Damaso Garcia	1	6/27/82	MIN
				Rick Bosetti	1	4/17/80	MIL
				Craig Kusick	1	8/31/79	SEA
				Roy Howell	1	5/26/79	BOS
				Dave McKay	1	8/26/78	MIN
				Bob Bailor	1	7/15/77	DET



LEADERS

CAREER RECORD

Carlos Delgado	9
George Bell	7
Edwin Encarnacion	6
Lourdes Gurriel Jr.	5
Vernon Wells	5
Joe Carter	4
Darrin Fletcher	4

SEASON RECORD

Lourdes Gurriel Jr.	4	2021
Carlos Delgado	3	1997
Darrin Fletcher	3	2000
Edwin Encarnacion	3	2015
Roy Howell	2	1979
George Bell	2	1985
George Bell	2	1987
Jesse Barfield	2	1988
Ed Sprague	2	1995
Joe Carter	2	1997
Carlos Delgado	2	1998
Tony Batista	2	2000
Carlos Delgado	2	2000
Brad Fullmer	2	2001
Raul Mondesi	2	2001
Carlos Delgado	2	2003
Vernon Wells	2	2003
Josh Phelps	2	2004
Vernon Wells	2	2006
Frank Thomas	2	2007
Jose Bautista	2	2010
Adam Lind	2	2011
Edwin Encarnacion	2	2013
Josh Donaldson	2	2016
Steve Pearce	2	2017
Ryan Goins	2	2017
Curtis Granderson	2	2018
Justin Smoak	2	2018
Vladimir Guerrero Jr.	2	2019
Rowdy Tellez	2	2019
Teoscar Hernández	2	2021
Bo Bichette	2	2022

SINGLE SEASON

9	2021
9	2000
8	1989
8	2019
7	1997
7	2006
7	2008
7	2017
7	2018

2021 HOME RUN FACTS

- Led the Majors with a club-record 262 home runs (257 in 2010)
- Right-handed hitters accounted for 242 homers, the most in a single season in MLB history (2019 Yankees - 223)
- The 262 HR ranks 7th most in MLB history for a single season
- Hit a franchise-record 127 HR on the road, which ranks as the T-15th most by any club in the Majors
- Matched a team record (also 2000 & 2010) with seven players recording at least 20+ HR in a season
- Drilled 62 1st-pitch home runs, 2nd most since tracking began in 1988 (1996 Rockies - 63)
- Toronto not only led the Majors in homers, but also struck out the fewest times (1,218)...The only other team (since tracking began in 1913) to lead MLB in home runs while striking out the least was Cleveland in 1995.



## FIRST HOME RUN AS A BLUE JAY TO BE A GRAND SLAM

Rick Bosetti	May 7, 1978 vs. SEA	Joe Inglett	June 19, 2008 vs. MIL
Glenallen Hill	Sept. 1, 1989 vs. MIN	Kevin Millar	April 16, 2009 vs. MIN
Dick Schofield	May 28, 1994 vs. CAL	Yunel Escobar	July 18, 2010 vs. BAL
Chris Gomez	April 22, 2004 vs. BOS	Kendrys Morales	April 6, 2017 vs. TB
Frank Thomas	April 7, 2007 vs. TB		

## YOUNGEST BLUE JAYS TO HIT A GRAND SLAM, ALL-TIME

Vladimir Guerrero Jr.	July 20, 2019 at DET	Anthony Gose	Sept. 10, 2013 vs. LAA
20 years, 126 days		23 years, 31 days	
Vladimir Guerrero Jr.	July 30, 2019 at KC	Rowdy Tellez	April 23, 2019 vs. SF
20 years, 136 days		24 years, 38 days	
Brett Lawrie	Aug. 10, 2011 vs. OAK	Devon Travis	May 3, 2015 at CLE
21 years, 204 days		24 years, 71 days	
Junior Felix	June 2, 1989 vs. BOS	Rowdy Tellez	June 12, 2019 at BAL
21 years, 242 days		24 years, 88 days	
Jesse Barfield	April 24, 1982 vs. BOS	Vernon Wells	April 9, 2003 vs. BOS
22 years, 177 days		24 years, 122 days	

## GRAND SLAM RECORD

### BLUE JAYS (176)

PLAYER	TIMES	LAST	TEAM	PLAYER	TIMES	LAST	TEAM
Carlos Delgado	9	9/28/2003	CLE	Matt Chapman	1	4/9/2023	at LAA
George Bell	7	4/11/1990	TEX	Raimel Tapia	1	7/22/2022	at BOS
Edwin Encarnacion	6	8/29/2015	DET	Marcus Semien	1	9/6/2021	at NYY
Lourdes Gurriel Jr.	5	6/19/2022	NY Yankees	Danny Jansen	1	9/7/2020	NY Yankees
Vernon Wells	5	8/13/2008	at DET	Randal Grichuk	1	9/18/2019	at BAL
Vladimir Guerrero Jr.	4	5/23/2023	at TB	Brandon Drury	1	8/12/2019	TEX
Darrin Fletcher	4	5/26/2000	at DET	Cavan Biggio	1	6/29/2019	NY Yankees
Joe Carter	4	7/23/1997	MIL	Freddy Galvis	1	6/24/2019	at NYY
Justin Smoak	3	8/31/2018	at MIA	Yanervis Solarte	1	5/3/2018 (G1)	at CLE
Devon Travis	3	7/11/2018	at ATL	Kendrys Morales	1	4/6/2017	at TB
Josh Donaldson	3	4/9/2018	at BAL	Anthony Gose	1	9/10/2013	LAA
Jose Bautista	3	8/5/2015	MIN	Aaron Hill	1	5/29/2011	CWS
Adam Lind	3	8/13/2011	LAA	Yunel Escobar	1	7/18/2010	at BAL
Gregg Zaun	3	9/6/2008	TB	Kevin Millar	1	4/16/2009	at MIN
Frank Thomas	3	4/6/2008	BOS	Joe Inglett	1	6/19/2008	at MIN
Tony Fernandez	3	9/9/2001	NY Yankees	Brad Wilkerson	1	5/24/2008	KC
Brad Fullmer	3	7/6/2001	MTL	Russ Adams	1	9/19/2007	BOS
Tony Batista	3	7/3/2000	at BAL	Bengie Molina	1	8/27/2006	at KC
Ed Sprague	3	7/3/1996	BAL	Troy Glaus	1	7/29/2006	OAK
Lloyd Moseby	3	7/22/1989	at SEA	John McDonald	1	7/25/2006	at SEA
Ernie Whitt	3	6/4/1989	at BOS	Lyle Overbay	1	5/10/2006	OAK
Jesse Barfield	3	9/13/1988	DET	Reed Johnson	1	7/1/2005	at BOS
George Springer	2	7/26/2022	STL	Gabe Gross	1	9/5/2004	OAK
Bo Bichette	2	6/22/2022	at CWS	Chris Woodward	1	8/20/2004	at BAL
Teoscar Hernández	2	9/12/2021	at BAL	Chris Gomez	1	4/22/2004	BAL
Rowdy Tellez	2	6/12/2019	at BAL	Eric Hinske	1	7/4/2003	at BAL
Curtis Granderson	2	8/15/2018	at KC	Jose Cruz Jr.	1	10/5/2001	CLE
Ryan Goins	2	9/22/2017	NY Yankees	Marty Cordova	1	7/16/2000	NY Yankees
Steve Pearce	2	7/30/2017	LAA	Jose Canseco	1	7/19/1998	DET
Troy Tulowitzki	2	5/29/2017	CIN	Benito Santiago	1	8/11/1997	NY Yankees
Colby Rasmus	2	5/4/2014	at PIT	Charlie O'Brien	1	5/14/1997	at DET
Brett Lawrie	2	4/15/2014	at MIN	Devon White	1	8/25/1995	CWS
J.P. Arencibia	2	9/14/2012	at BAL	Paul Molitor	1	7/5/1994	at MIN
Rod Barajas	2	8/24/2009	TB	Dick Schofield	1	5/28/1994	CAL
Matt Stairs	2	5/14/2008	MIN	Roberto Alomar	1	8/29/1993	at SEA
Josh Phelps	2	7/7/2004	SEA	Dave Winfield	1	5/7/1992	at SEA
Raul Mondesi	2	6/29/2001	BOS	Fred McGriff	1	7/21/1989	at SEA
Shawn Green	2	7/19/1999	ATL	Pat Borders	1	7/7/1989	at DET
John Olerud	2	5/27/1996	CWS	Junior Felix	1	6/2/1989	at BOS
Kelly Gruber	2	9/1/1992	CWS	Rance Mulliniks	1	5/2/1989	OAK
Glenallen Hill	2	8/14/1990	at CWS	Buck Martinez	1	6/5/1983	at BAL
Willie Upshaw	2	6/23/1987	at DET	Otto Velez	1	5/4/1980	CLE
Barry Bonnell	2	5/1/1983	CWS	Rick Bosetti	1	5/7/1978	at SEA
Rico Carty	2	9/7/1979	at CLE	Hector Torres	1	6/27/1977	NY Yankees
Roy Howell	2	8/27/1979	OAK				



# POSTSEASON AND ALL-STAR HOMERS

## BLUE JAYS (60 POSTSEASON)

### WORLD SERIES

DATE	BATTER	PITCHER	OPP	CITY	IN	ON	DATE	BATTER	PITCHER	OPP	CITY	IN	ON
1 Oct. 17/92	Joe Carter	Tom Glavine	ATL	ATL	4	0	7 Oct. 16/93	Devon White	Curt Schilling	PHI	TOR	5	0
2 Oct. 18/92	Ed Sprague	Jeff Reardon	ATL	ATL	9	1	8 Oct. 16/93	John Olerud	Curt Schilling	PHI	TOR	6	0
3 Oct. 20/92	Joe Carter	Steve Avery	ATL	TOR	4	0	9 Oct. 17/93	Joe Carter	Terry Mulholland	PHI	TOR	4	1
4 Oct. 20/92	Kelly Gruber	Steve Avery	ATL	TOR	8	0	10 Oct. 19/93	Paul Molitor	Danny Jackson	PHI	PHI	3	0
5 Oct. 21/92	Pat Borders	Tom Glavine	ATL	TOR	3	0	11 Oct. 23/93	Paul Molitor	Terry Mulholland	PHI	TOR	5	0
6 Oct. 24/92	Candy Maldonado	Steve Avery	ATL	ATL	4	0	12 Oct. 23/93	Joe Carter	Mitch Williams	PHI	TOR	9	2

### LEAGUE CHAMPIONSHIP SERIES

DATE	BATTER	PITCHER	OPP	CITY	IN	ON	DATE	BATTER	PITCHER	OPP	CITY	IN	ON
1 Oct. 11/85	Rance Mulliniks	Bret Saberhagen	KC	KCA	5	1	14 Oct. 12/92	Dave Winfield	Dave Stewart	OAK	OAK	4	0
2 Oct. 11/85	Jesse Barfield	Bret Saberhagen	KC	KCA	5	1	15 Oct. 14/92	Joe Carter	Mike Moore	OAK	TOR	1	1
3 Oct. 03/89	Ernie Whitt	Dave Stewart	OAK	OAK	4	0	16 Oct. 14/92	Candy Maldonado	Mike Moore	OAK	TOR	3	2
4 Oct. 08/89	Lloyd Moseby	Dave Stewart	OAK	TOR	8	0	17 Oct. 05/93	Paul Molitor	Jack McDowell	CWS	CWS	7	1
5 Oct. 08/89	George Bell	Dave Stewart	OAK	TOR	9	0	18 Oct. 12/93	Devon White	Scott Radinsky	CWS	CWS	9	0
6 Oct. 11/91	Joe Carter	Scott Erickson	MIN	TOR	1	0	19 Oct. 19/15	Troy Tulowitzki	Johnny Cueto	KC	TOR	3	2
7 Oct. 07/92	Pat Borders	Dave Stewart	OAK	TOR	5	0	20 Oct. 19/15	Josh Donaldson	Kris Medlen	KC	TOR	3	1
8 Oct. 07/92	Dave Winfield	Dave Stewart	OAK	TOR	6	0	21 Oct. 19/15	Ryan Goins	Kris Medlen	KC	TOR	5	0
9 Oct. 08/92	Kelly Gruber	Mike Moore	OAK	TOR	5	1	22 Oct. 21/15	Chris Colabello	Edinson Volquez	KC	TOR	2	0
10 Oct. 10/92	Roberto Alomar	Ron Darling	OAK	OAK	4	0	23 Oct. 23/15	José Bautista	Yordano Ventura	KC	KC	4	0
11 Oct. 10/92	Candy Maldonado	Ron Darling	OAK	OAK	5	0	24 Oct. 23/15	José Bautista	Ryan Madson	KC	KC	8	1
12 Oct. 11/92	John Olerud	Bob Welch	OAK	OAK	2	0	25 Oct. 17/16	Michael Saunders	Dan Otero	CLE	TOR	2	0
13 Oct. 11/92	Roberto Alomar	Dennis Eckersley	OAK	OAK	9	1	26 Oct. 18/16	Josh Donaldson	Corey Kluber	CLE	TOR	3	0

### LEAGUE DIVISION SERIES

DATE	BATTER	PITCHER	OPP	CITY	IN	ON	DATE	BATTER	PITCHER	OPP	CITY	IN	ON
1 Oct. 8/15	José Bautista	Keone Kela	TEX	TOR	6	0	9 Oct. 6/16	José Bautista	Jake Diekmann	TEX	TEX	9	2
2 Oct. 9/15	Josh Donaldson	Cole Hamels	TEX	TOR	1	0	10 Oct. 6/16	Melvin Upton	Cole Hamels	TEX	TEX	4	0
3 Oct. 11/15	Troy Tulowitzki	Chi Chi Gonzalez	TEX	TEX	6	2	11 Oct. 7/16	Troy Tulowitzki	Yu Darvish	TEX	TEX	2	1
4 Oct. 12/15	Josh Donaldson	Derek Holland	TEX	TEX	1	1	12 Oct. 7/16	Kevin Pillar	Yu Darvish	TEX	TEX	5	0
5 Oct. 12/15	Chris Colabello	Derek Holland	TEX	TEX	1	0	13 Oct. 7/16	Ezequiel Carrera	Yu Darvish	TEX	TEX	5	0
6 Oct. 12/15	Kevin Pillar	Derek Holland	TEX	TEX	2	0	14 Oct. 7/16	Edwin Encarnacion	Yu Darvish	TEX	TEX	5	0
7 Oct. 14/15	Edwin Encarnacion	Cole Hamels	TEX	TOR	6	0	15 Oct. 9/16	Edwin Encarnacion	Colby Lewis	TEX	TOR	1	1
8 Oct. 14/15	José Bautista	Sam Dyson	TEX	TOR	7	3	16 Oct. 9/16	Russell Martin	Colby Lewis	TEX	TOR	1	0

### WILD CARD

DATE	BATTER	PITCHER	OPP	CITY	IN	ON	DATE	BATTER	PITCHER	OPP	CITY	IN	ON
1 Oct. 4/16	José Bautista	Chris Tillman	BAL	TOR	2	0	4 Sept. 30/20	Danny Jansen	Tyler Glasnow	TB	TB	5	0
2 Oct. 4/16	Edwin Encarnacion	Ubaldo Jimenez	BAL	TOR	11	2	5 Oct. 8/22	Teoscar Hernández	Robbie Ray	SEA	TOR	2	1
3 Sept. 30/20	Danny Jansen	Tyler Glasnow	TB	TB	3	0	6 Oct. 8/22	Teoscar Hernández	Robbie Ray	SEA	TOR	4	0

### ALL-STAR GAME

DATE	BATTER	PITCHER	PTM	CITY	IN	ON
1 July 13/93	Roberto Alomar	Andy Benes	SD	BAL	3	0
2 July 13/21	Vladimir Guerrero Jr.	Corbin Burnes	MIL	COL	3	0

BIographies

LAST SEASON

HISTORY

RECORDS

OPPONENTS

PLAYER DEV.

MEDIA & MISC.



## OPPONENTS (62 POSTSEASON)

### WORLD SERIES

DATE	BATTER	TM	PITCHER	CITY	IN ON	DATE	BATTER	TM	PITCHER	CITY	IN ON
1 Oct. 17/92	Damon Berryhill	ATL	Jack Morris	ATL	6 2	6 Oct. 19/93	Milt Thompson	PHI	Duane Ward	PHI	9 0
2 Oct. 22/92	David Justice	ATL	Jack Morris	TOR	4 0	7 Oct. 20/93	Lenny Dykstra	PHI	Todd Stottlemyre	PHI	2 1
3 Oct. 22/92	Lonnie Smith	ATL	Jack Morris	TOR	5 3	8 Oct. 20/93	Lenny Dykstra	PHI	Al Leiter	PHI	5 1
4 Oct. 17/93	Jim Eisenreich	PHI	Dave Stewart	TOR	3 2	9 Oct. 20/93	Darren Daulton	PHI	Al Leiter	PHI	5 1
5 Oct. 17/93	Lenny Dykstra	PHI	Tony Castillo	TOR	7 0	10 Oct. 23/93	Lenny Dykstra	PHI	Dave Stewart	TOR	7 2

### LEAGUE CHAMPIONSHIP SERIES

DATE	BATTER	TM	PITCHER	CITY	IN ON	DATE	BATTER	TM	PITCHER	CITY	IN ON
1 Oct. 09/85	Willie Wilson	KC	Jimmy Key	TOR	3 1	21 Oct. 12/92	Ruben Sierra	OAK	David Cone	OAK	1 1
2 Oct. 09/85	Pat Sheridan	KC	Tom Henke	TOR	9 0	22 Oct. 09/93	Lance Johnson	CWS	Todd Stottlemyre	TOR	2 1
3 Oct. 11/85	George Brett	KC	Doyle Alexander	KC	1 0	23 Oct. 09/93	Frank Thomas	CWS	Todd Stottlemyre	TOR	6 0
4 Oct. 11/85	Jim Sundberg	KC	Doyle Alexander	KC	5 0	24 Oct. 10/93	Ellis Burks	CWS	Juan Guzman	TOR	5 0
5 Oct. 11/85	George Brett	KC	Doyle Alexander	KC	6 1	25 Oct. 10/93	Robin Ventura	CWS	Duane Ward	TOR	9 1
6 Oct. 15/85	George Brett	KC	Doyle Alexander	TOR	5 0	26 Oct. 12/93	Warren Newson	CWS	Duane Ward	CHA	9 0
7 Oct. 16/85	Pat Sheridan	KC	Dave Stieb	TOR	4 0	27 Oct. 16/15	Salvador Perez	KC	Marco Estrada	KC	4 0
8 Oct. 03/89	Dave Henderson	OAK	Dave Stieb	OAK	2 0	28 Oct. 19/15	Kendrys Morales	KC	Roberto Osuna	KC	9 1
9 Oct. 03/89	Mark McGwire	OAK	Dave Stieb	OAK	6 0	29 Oct. 20/15	Ben Zobrist	KC	R.A. Dickey	TOR	1 1
10 Oct. 04/89	Dave Parker	OAK	Todd Stottlemyre	OAK	6 0	30 Oct. 20/15	Alex Rios	KC	R.A. Dickey	TOR	2 0
11 Oct. 06/89	Dave Parker	OAK	Jimmy Key	TOR	4 0	31 Oct. 21/15	Salvador Perez	KC	Marco Estrada	TOR	8 0
12 Oct. 07/89	Rickey Henderson	OAK	Mike Flanagan	TOR	3 1	32 Oct. 23/15	Ben Zobrist	KC	David Price	KC	1 0
13 Oct. 07/89	Jose Canseco	OAK	Mike Flanagan	TOR	3 0	33 Oct. 23/15	Mike Moustakas	KC	David Price	KC	2 0
14 Oct. 07/89	Rickey Henderson	OAK	Mike Flanagan	TOR	5 1	34 Oct. 14/16	Francisco Lindor	CLE	Marco Estrada	CLE	6 1
15 Oct. 11/91	Mike Pagliarulo	MIN	Mike Timlin	TOR	10 0	35 Oct. 15/16	Carlos Santana	CLE	JA Happ	CLE	2 0
16 Oct. 12/91	Kirby Puckett	MIN	Todd Stottlemyre	TOR	4 0	36 Oct. 17/16	Mike Napoli	CLE	Marcus Stroman	TOR	4 0
17 Oct. 13/91	Kirby Puckett	MIN	Tom Candiotti	TOR	1 0	37 Oct. 17/16	Jason Kipnis	CLE	Marcus Stroman	TOR	6 0
18 Oct. 07/92	Mark McGwire	OAK	Jack Morris	TOR	2 1	38 Oct. 17/16	Carlos Santana	CLE	Marco Estrada	TOR	3 0
19 Oct. 07/92	Terry Steinbach	OAK	Jack Morris	TOR	2 0	39 Oct. 17/16	Coco Crisp	CLE	Marco Estrada	TOR	4 0
20 Oct. 07/92	Harold Baines	OAK	Jack Morris	TOR	9 0						

### LEAGUE DIVISION SERIES

DATE	BATTER	TM	PITCHER	CITY	IN ON	DATE	BATTER	TM	PITCHER	CITY	IN ON
1 Oct. 08/15	Robinson Chirinos	TEX	David Price	TOR	5 1	4 Oct. 9/16	Elvis Andrus	TEX	Aaron Sanchez	TOR	3 0
2 Oct. 08/15	Rouged Odor	TEX	David Price	TOR	7 0	5 Oct. 9/16	Rouged Odor	TEX	Aaron Sanchez	TOR	4 1
3 Oct. 14/15	Shin-Soo Choo	TEX	Marcus Stroman	TOR	3 0						

### WILD CARD

DATE	BATTER	TM	PITCHER	CITY	IN ON	DATE	BATTER	TM	PITCHER	CITY	IN ON
1 Oct. 4/16	Mark Trumbo	BAL	Marcus Stroman	TOR	4 1	5 Oct. 7/22	Cal Raleigh	SEA	Alek Manoah	TOR	1 1
2 Sept. 29/20	Manuel Margot	TB	A.J. Cole	TB	7 1	6 Oct. 8/22	Carlos Santana	SEA	Tim Mayza	TOR	6 2
3 Sept. 30/20	Mike Zunino	TB	Hyun Jin Ryu	TB	2 1	7 Oct. 3/23	Royce Lewis	MIN	Kevin Gausman	MIN	1 2
4 Sept. 30/20	Hunter Renfro	TB	Hyun Jin Ryu	TB	2 3	8 Oct. 3/23	Royce Lewis	MIN	Kevin Gausman	MIN	3 0

### ALL-STAR GAME

DATE	BATTER	TM	PITCHER	CITY	IN ON
1 July 10/84	Gary Carter	MON	Dave Stieb	SF	2 0
1 July 17/18	Joey Votto	CIN	J.A. Happ	MIA	10 0





# **OPPONENTS**

---

**BO BICHETTE**

# OPPONENTS

## LEADING OPPONENTS VS. BLUE JAYS

	2023		Record
Batting Average (50 AB)	.353	Justin Turner, BOS	.541 Vladimir Guerrero, TEX-2010
Most Hits	19	Adley Rutschman, BAL Masataka Yoshida, BOS	34 Jacoby Ellsbury, BOS-2011
Most Doubles	7	Corey Seager, TEX	11 Mike Lowell, BOS-2006
Most Home Runs	6	Aaron Judge, NYY	10 Aaron Judge, NYY-2017
Most RBI	15	Rafael Devers, BOS	28 Rafael Devers, BOS-2019
Most Times Striking Out	17	Aaron Judge, NYY Anthony Volpe, NYY	33 Chris Davis, BAL-2017
Most Walks	10	Aaron Judge, NYY	19 Mickey Tettleton, DET-1992 Jason Giambi, NYY-2003 Alex Rodriguez, NYY-2005
Most Stolen Bases	6	Jorge Mateo, BAL	13 Rickey Henderson, NYY-1988
Most Wins	3	Kyle Gibson, BAL	4 20 players, last: Jameson Taillon, NYY-2022
Most Losses	2	5 players	4 6 players, last: Chris Tillman, BAL-2015
Most Appearances	7	Yennier Cano, BAL Colin Poche, TB	14 Alan Embree, BOS-NYY-2005
Most Complete Games	1	Gerrit Cole, NYY	4 Mike Flanagan, BAL-1978 Mike Norris, OAK-1980
Most Saves	3	Felix Bautista, BAL Emmanuel, CLE	9 Craig Kimbrel, BOS-2018
Most Innings Pitched	28.2	Gerrit Cole, NYY	42.1 Jon Lester, BOS-2013
Most Hits Allowed	22	Dean Kremer, BAL	43 Mike Flanagan, BAL-1978
Most Earned Runs Allowed	12	Taj Bradley, TB	33 Chris Tillman, BAL-2015
Most Home Runs Allowed	5	Hunter Greene, CIN Nick Pivetta, BOS	10 Chris Tillman, BAL-2015
Most Strikeouts	24	Gerrit Cole, NYY	46 Hideo Nomo, BOS-2001
Most Walks Allowed	10	Luis Medina, OAK	20 Nolan Ryan, CAL-1977 Tanyon Sturtze, TB-2002

### FIRST TRIP LUCKY

The Toronto Blue Jays became the 10th franchise in history to win the World Series Championship in its 1st trip to the Fall Classic. The Florida Marlins became the 11th franchise to accomplish the feat in 1997, the Arizona Diamondbacks the 12th in 2001, the Anaheim Angels the 13th in 2002, and the Washington Nationals the 14th in 2019.

1903	Boston Red Sox	1926	St. Louis Cardinals
1905	New York Giants	1969	New York Mets
1906	Chicago White Sox	<b>1992</b>	<b>Toronto Blue Jays</b>
1914	Boston Braves	1997	Florida Marlins
1919	Cincinnati Reds	2001	Arizona Diamondbacks
1920	Cleveland Indians	2002	Anaheim Angels
1924	Washington Senators	2019	Washington Nationals





# LOW HIT GAMES VS. BLUE JAYS

## NO-HIT GAMES

- May 15/81 – Len Barker, Toronto 0 at Cleveland 3 - Perfect Game
- June 29/90 – Dave Stewart, Oakland 5 at Toronto 0
- May 1/91 – Nolan Ryan, Toronto 0 at Texas 3
- May 7/11 – Justin Verlander, Detroit 9 at Toronto 0
- May 8/18 – James Paxton, Seattle 5 at Toronto 0
- Sept. 1/19 – Justin Verlander, Houston 2 at Toronto 0

## ONE-HIT GAMES

- Sept. 3/78 – Chris Knapp, California 3 at Toronto 1, Horton homer in 2nd
- July 7/79 – Doc Medich (6.2 IP), Jim Kern (2.1 IP), Toronto 0 at Texas 2, Mayberry single in 2nd
- April 30/80 – Larry Gura, Kansas City 3 at Toronto 0, Garcia single in 6th
- June 6/80 – Geoff Zahn, Toronto 0 at Minnesota 5, Mayberry single in 7th
- Sept. 26/80 – Dennis Eckersley, Boston 3 at Toronto 1, Mayberry home run in 5th
- May 27/83 – John Tudor, Boston 2 at Toronto 0, Collins single in 4th
- Aug. 13/84 – Mike Boddicker, Baltimore 2 at Toronto 1, Mulliniks double in 3rd
- April 23/89 – Nolan Ryan, Texas 4 at Toronto 1, Liriano triple in 9th
- April 28/89 – Kirk McCaskill, Toronto 0 at California 9, Liriano double in 9th
- Sept. 30/92 – Frank Viola, Boston 1 at Toronto 0, White single in 9th
- July 28/97 – Steve Woodard (8.0 IP), Mike Fetters (1.0 IP), Toronto 0 at Milwaukee 1 (G1), Otis Nixon single in 1st
- May 25/01 – Hideo Nomo, Toronto 0 at Boston 4, Shannon Stewart double in 4th
- June 15/05 – Chris Carpenter, Toronto 0 vs St. Louis 7, Alex Rios single in 2nd
- May 10/13 – Jon Lester, Toronto 0 at Boston 5, Maicer Izturis double in 6th
- July 24/19 – Shane Bieber, Cleveland 4 at Toronto 0, Eric Sogard double in 7th

## WORLD SERIES RINGS

The Toronto Blue Jays commissioned Tiffany & Co., the world-renowned purveyor of fine jewelry, timepieces, and arts of the table to design rings commemorating both their 1992 and 1993 World Series victories.

To commemorate the 1992 Blue Jays victory, the 14 karat gold ring's design features the team's logo: the head of a Blue Jay with a maple leaf on a baseball backdrop. The eye of the bird is set with a solitaire diamond. Sixteen diamonds representing each year of the club's history surround the bird and the maple leaf is enamelled in red to match the team's official colour. The inscription of World Champions 1992 wraps around the bezel. One side depicts the team's name - Toronto Blue Jays - set in two lines across the top. The 1992 World Series logo is set in a maple leaf with the inscription - Canada's 1st - positioned below the logo denoting the first Canadian World Series victory. The other side depicts the player's name and the jersey number, the American League logo and the team's 1992 season attendance record - 4,028,318 - positioned below the American League logo. Each side of the ring is accented with two rows representing the stitches of a baseball.

The 1993 World Series Championship ring features the symbols of the Toronto Blue Jays and Canada. A field of 45 diamonds in a pave style setting surrounds the Toronto Blue Jays' logo: the head of a Blue Jay enamelled in the team's official colours overlapping another Blue Jay in gold. The eye of the Blue Jay is set with a diamond solitaire stone. Two Maple Leafs, enamelled in red, symbolize Canada's back-to-back World Series victories. Two baseballs overlay each other in the background. Each ring is personalized with each player's name and jersey number, and incorporating the American League logo and the World Series logo with the inscription "Back to Back" and the years 92-93.



# OPPONENTS ALL-TIME LEADERS VS. TORONTO

## RUNS

1. Derek Jeter.....	186
2. Rickey Henderson.....	164
3. Alex Rodriguez.....	160
4. David Ortiz.....	159
5. Johnny Damon.....	146

## HITS

1. Derek Jeter.....	341
2. Robin Yount.....	263
3. David Ortiz.....	258
4. Johnny Damon.....	250
5. Alex Rodriguez.....	248

## HOME RUNS

1. David Ortiz.....	62
2. Alex Rodriguez.....	58
3. Manny Ramirez.....	54
4. Chris Davis.....	42
5. Jose Canseco.....	41

## RBI

1. David Ortiz.....	192
2. Alex Rodriguez.....	178
3. Manny Ramirez.....	140
4. Harold Baines.....	131
5. Robin Yount.....	129
Cal Ripken.....	129

## WALKS

1. Rickey Henderson.....	149
2. David Ortiz.....	140
3. Wade Boggs.....	131
4. Manny Ramirez.....	112
Alex Rodriguez.....	112

## EXTRA BASE HITS

1. David Ortiz.....	134
2. Alex Rodriguez.....	108
3. George Brett.....	89
4. Manny Ramirez.....	85
5. Rafael Palmeiro.....	84

## STOLEN BASES

1. Rickey Henderson.....	110
2. Carl Crawford.....	53
3. Willie Wilson.....	48
4. Kenny Lofton.....	42
5. Paul Molitor.....	40

## BATTING AVERAGE (MIN. 100 GAMES)

1. Wally Joyner.....	.345
2. Valdimir Guerrero.....	.333
3. Robin Yount.....	.330
4. Wade Boggs.....	.327
5. Ichiro Suzuki.....	.325

## ON BASE PERCENTAGE (MIN. 100 GAMES)

1. Wade Boggs.....	.431
2. Wally Joyner.....	.417
3. Frank Thomas.....	.415
4. Rickey Henderson.....	.412
5. Mark McLemore.....	.406

## SLUGGING PERCENTAGE (MIN. 100 GAMES)

1. Ken Griffey Jr.....	.600
2. Aaron Judge.....	.598
3. Jose Canseco.....	.595
4. Albert Belle.....	.593
5. Vladimir Guerrero.....	.569

## O' CANADA

The Blue Jays have posted an overall record of 16-28 in games which occur on Canada Day (July 1). The Jays are 14-18 at home (2-7 at Exhibition Stadium/12-10 at Rogers Centre/0-1 at Sahlen Field) and are 2-10 on the road. Toronto did not play a game on Canada Day in 1981, 1993, and 2020.

The Blue Jays are 1-5 vs. BAL, 2-6 vs. BOS, 1-2 vs. CLE, 1-2 vs. DET, 1-1 vs. KC, 0-1 vs. LAA, 1-0 vs. MIL, 0-1 vs. MON, 1-0 vs. NYM, 0-2 vs. NYY, 2-1 vs. OAK, 1-1 vs. PHI, 1-5 vs. SEA, 3-0 vs. TB, and 1-1 vs. TEX on Canada Day.





# BALTIMORE ORIOLES

## Oriole Park at Camden Yards

333 West Camden St. Baltimore, MD 21201

2023 Record, Finish: 101-61, 1st in AL East (+2.0 games)

### Blue Jays vs. Orioles

2023 vs. BAL ..... 3-10  
2023 at TOR ..... 1-6  
2023 at BAL ..... 2-4

All-Time vs. BAL ..... 387-331  
All-Time at TOR ..... 214-147  
All-Time at BAL ..... 173-184

at Exhibition Stadium ..... 41-35  
at Rogers Centre ..... 165-109  
at Sahlen Field ..... 8-3  
at Camden Yards ..... 134-126  
at Memorial Stadium ..... 39-58

### Longest Winning Streaks

by Toronto ..... 13 games  
(April 11, 1999-May 10, 2000)  
by Baltimore ..... 15 games  
(Sept. 8, 1978-Sept. 6, 1979)

### Series Sweeps at Toronto

#### Last by Toronto

3-game ..... Oct. 1-3, 2021  
4-game ..... June 7-10, 2018

#### Last by Baltimore

3-game ..... May 19-21, 2023  
4-game ..... None

### Series Sweeps at Baltimore

#### Last by Toronto

3-game ..... Aug. 17-19, 2020  
4-game ..... June 26-29, 1997

#### Last by Baltimore

3-game ..... Aug. 27-29, 2018  
4-game ..... June 29-July 1, 1979

### Series Results, Last 10 Seasons

Year	Home	Road	Total
2023	1-6	2-4	3-10
2022	5-5	5-4	10-9
2021	8-2	6-3	14-5
2020	5-2	3-0	8-2
2019	4-5	7-3	11-8
2018	10-0	4-5	14-5
2017	4-6	3-6	7-12
2016	6-4	4-5	10-9
2015	6-3	5-5	11-8
2014	4-5	4-6	8-11



# BOSTON RED SOX

## Fenway Park

4 Jersey Street, Boston, MA 02215

2023 Record, Finish: 78-84, 5th in AL East (-23.0 games)

### Blue Jays vs. Red Sox

2023 vs. BOS ..... 6-7  
2023 at TOR ..... 3-3  
2023 at BOS ..... 3-4

All-Time vs. BOS ..... 326-389  
All-Time at TOR ..... 157-197  
All-Time at BOS ..... 169-192

at Exhibition Stadium ..... 33-44  
at Rogers Centre ..... 122-148  
at Sahlen Field ..... 1-3  
at TD Ballpark ..... 1-2  
at Fenway Park ..... 169-192

### Longest Winning Streaks

by Toronto ..... 9 games  
(July 22-Oct. 2, 2022)  
by Boston ..... 11 games  
(April 16-July 11, 2002)

### Series Sweeps at Toronto

#### Last by Toronto

3-game ..... Sept. 15-17, 2023  
4-game ..... Sept. 3-6, 1998

#### Last by Boston

3-game ..... June 30-July 2, 2023  
4-game ..... May 31-June 3, 2001

### Series Sweeps at Boston

#### Last by Toronto

3-game ..... Aug. 4-6, 2023  
4-game ..... None

#### Last by Boston

3-game ..... Sept. 11-13, 2018  
4-game ..... May 1-4, 2023

### Series Results, Last 10 Seasons

Year	Home	Road	Total
2023	3-3	3-4	6-7
2022	8-2	8-1	16-3
2021	4-5	5-5	9-10
2020	1-1	4-4	5-5
2019	4-6	4-5	8-11
2018	3-6	1-9	4-15
2017	1-8	5-5	6-13
2016	4-5	6-4	10-9
2015	4-6	5-4	9-10
2014	5-5	7-2	12-7
2013	4-5	4-6	8-11





# CHICAGO WHITE SOX

## Guaranteed Rate Field

333 West 35th St. Chicago, IL 60616

2023 Record, Finish: 61-101, 4th in AL Central (-26.0 games)

### Blue Jays vs. White Sox

2023 vs. CWS ..... 6-0  
2023 at TOR ..... 3-0  
2023 at CWS ..... 3-0

All-Time vs. CWS ..... 223-202-1  
All-Time at TOR ..... 121-94  
All-Time at CWS ..... 102-108-1

at Exhibition Stadium ..... 40-33  
at Rogers Centre ..... 81-61  
at Guaranteed Rate Field ..... 59-68-1  
at Comiskey Park ..... 43-40

### Longest Winning Streaks

by Toronto ..... 7 games  
(3x, last: June 22, 2022-current)

by Chicago ..... 6 games  
(2x, last: July 8, 2015-June 24, 2016)

### Series Sweeps at Toronto

#### Last by Toronto

3-game ..... April 24-26, 2023  
4-game ..... May 15-18, 2009

#### Last by Chicago

3-game ..... April 25-27, 2016  
4-game ..... None

### Series Sweeps at Chicago

#### Last by Toronto

3-game ..... July 4-6, 2023  
4-game ..... None

#### Last by Chicago

3-game ..... Sept. 1-3, 1995  
4-game ..... None

### Series Results, Last 10 Seasons

Year	Home	Road	Total
2023	3-0	3-0	6-0
2022	3-0	1-2	4-2
2021	2-2	1-2	3-4
2019	1-2	2-2	3-4
2018	2-1	2-1	4-2
2017	1-2	2-1	3-3
2016	0-3	1-2	1-5
2015	2-1	1-3	3-4
2014	1-3	1-2	2-5
2013	2-2	1-2	3-4



# CLEVELAND GUARDIANS

## Progressive Field

2401 Ontario St., Cleveland, OH 44115

2023 Record, Finish: 76-86, 3rd in AL Central (-11.0 games)

### Blue Jays vs. Guardians

2023 vs. CLE ..... 3-4  
2023 at TOR ..... 1-2  
2023 at CLE ..... 2-2

All-Time vs. CLE ..... 220-225-2  
All-Time at TOR ..... 118-104  
All-Time at CLE ..... 102-121-2

at Exhibition Stadium ..... 44-34  
at Rogers Centre ..... 74-70  
at Progressive Field ..... 45-69  
at Cleveland Stadium ..... 57-52-2

### Longest Winning Streaks

by Toronto ..... 13 games  
(June 12, 1991-April 21, 1992)

by Cleveland ..... 7 games  
(2x, last: Aug. 4, 2004-May 14, 2005)

### Series Sweeps at Toronto

#### Last by Toronto

3-game ..... Sept. 15-17, 1989  
4-game ..... June 21-24, 1991

#### Last by Cleveland

3-game ..... Aug. 8-10, 2008  
4-game ..... June 20-23, 1977

### Series Sweeps at Cleveland

#### Last by Toronto

3-game ..... May 3-5, 2010  
4-game ..... Sept. 5-8, 1991

#### Last by Cleveland

3-game ..... July 21-23, 2017  
4-game ..... April 4-7, 2019

### Series Results, Last 10 Seasons

Year	Home	Road	Total
2023	1-2	2-2	3-4
2022	1-2	1-3	2-5
2021	3-1	2-1	5-2
2019	1-2	0-4	1-6
2018	2-2	2-1	4-3
2017	2-1	0-3	2-4
2016	2-2	1-2	3-4
2015	2-1	2-2	4-3
2014	2-1	2-1	4-2
2013	1-2	1-2	2-4





## DETROIT TIGERS

### Comerica Park

2100 Woodward Ave., Detroit, MI 48201

2023 Record, Finish: 78-84, 2nd in AL Central (-9.0 games)

### Blue Jays vs. Tigers

2023 vs. DET ..... 4-2  
2023 at TOR ..... 2-1  
2023 at DET ..... 2-1

All-Time vs. DET ..... 245-207  
All-Time at TOR ..... 132-97  
All-Time at DET ..... 113-110

at Exhibition Stadium ..... 37-40  
at Rogers Centre ..... 95-57  
at Tiger Stadium ..... 71-75  
at Comerica Park ..... 42-35

### Longest Winning Streaks

by Toronto ..... 9 games  
(June 11-Sept. 25, 1989)

by Detroit ..... 6 games  
(Sept. 24, 1980-April 11, 1981)

### Series Sweeps at Toronto

#### Last by Toronto

3-game ..... Aug. 28-30, 2015  
4-game ..... None

#### Last by Detroit

3-game ..... April 5-7, 2004  
4-game ..... May 28-31, 1979

### Series Sweeps at Detroit

#### Last by Toronto

3-game ..... June 3-5, 2014  
4-game ..... None

#### Last by Detroit

3-game ..... Aug. 21-23, 2012  
4-game ..... None

### Series Results, Last 10 Seasons

Year	Home	Road	Total
2023	2-1	2-1	4-2
2022	3-1	2-1	5-2
2021	1-2	2-1	3-3
2019	2-2	2-1	4-3
2018	2-2	1-2	3-4
2017	2-1	1-2	3-3
2016	3-1	1-2	4-3
2015	3-0	1-2	4-2
2014	2-1	3-0	5-1
2013	1-3	1-2	2-5



## HOUSTON ASTROS

### Minute Maid Park

501 Crawford St., Houston, TX 77002

2023 Record, Finish: 90-72, T-1st in AL West (0.0 games)

### Blue Jays vs. Astros

2023 vs. HOU ..... 4-3  
2023 at TOR ..... 3-1  
2023 at HOU ..... 1-2

All-Time vs. HOU ..... 33-39  
All-Time at TOR ..... 21-15  
All-Time at HOU ..... 12-24

at Rogers Centre ..... 20-13  
at Sahlen Field ..... 1-2  
at Minute Maid Park ..... 12-24

### Longest Winning Streaks

by Toronto ..... 3 games  
(5x, last: June 6, 2023-current)

by Houston ..... 7 games  
(Aug. 1, 2014-May 17, 2015)

### Series Sweeps at Toronto

#### Last by Toronto

3-game ..... June 5-7, 2015  
4-game ..... None

#### Last by Houston

3-game ..... None  
4-game ..... None

### Series Sweeps at Houston

#### Last by Toronto

3-game ..... None  
4-game ..... None

#### Last by Houston

3-game ..... June 10-12, 2005  
4-game ..... May 14-17, 2015

### Series Results, Last 10 Seasons

Year	Home	Road	Total
2023	3-1	1-2	4-3
2022	2-1	2-1	4-2
2021	1-2	1-2	2-4
2019	1-2	1-2	2-4
2018	1-2	1-2	2-4
2017	2-2	1-2	3-4
2016	2-1	3-1	5-2
2015	3-0	0-4	3-4
2014	2-1	1-3	3-4
2013	3-1	1-2	4-3





## KANSAS CITY ROYALS

### Kauffman Stadium

One Royal Way, Kansas City, MO 64129

2023 Record, Finish: 56-106, 5th in AL Central (-31.0 games)

### Blue Jays vs. Royals

2023 vs. KC .....	6-1
2023 at TOR .....	3-0
2023 at KC .....	3-1
All-Time vs. KC .....	226-200
All-Time at TOR .....	124-90
All-Time at KC .....	102-110
at Exhibition Stadium .....	37-35
at Rogers Centre .....	87-55
at Kauffman Stadium .....	102-110

### Longest Winning Streaks

by Toronto .....	6 games
(April 4, 2023-current)	
by Kansas City .....	7 games
(2x, last: Aug. 10, 1980-Aug. 17, 1981)	

### Series Sweeps at Toronto

<b>Last by Toronto</b>	
3-game .....	Sept. 8-10, 2023
4-game .....	May 23-26, 2008

### Last by Kansas City

3-game .....	None
4-game .....	None

### Series Sweeps at Kansas City

<b>Last by Toronto</b>	
3-game .....	July 29-31, 2019
4-game .....	April 20-23, 2012

### Last by Kansas City

3-game .....	July 2-4, 1993
4-game .....	July 23-25, 1984

### Series Results, Last 10 Seasons

Year	Home	Road	Total
2023	3-0	3-1	6-1
2022	3-1	2-1	5-2
2021	3-0	1-3	4-3
2019	3-1	3-0	6-1
2018	3-0	2-2	5-2
2017	1-2	1-2	2-4
2016	3-0	1-2	4-2
2015	3-1	1-2	4-3
2014	2-2	1-2	3-4
2013	2-1	2-1	4-2



## LOS ANGELES ANGELS OF ANAHEIM

### Angel Stadium of Anaheim

2000 East Gene Autry Way, Anaheim, CA 92806

2023 Record, Finish: 73-89, 4th in AL West (-17.0 games)

### Blue Jays vs. Angels

2023 vs. LAA .....	4-2
2023 at TOR .....	2-1
2023 at LAA .....	2-1
All-Time vs. LAA .....	221-226
All-Time at TOR .....	117-105
All-Time at LAA .....	104-121
at Exhibition Stadium .....	36-37
at Rogers Centre .....	80-66
at TD Ballpark .....	1-2
at Angel Stadium .....	104-121

### Longest Winning Streaks

by Toronto .....	7 games
(Sept. 8, 1997-Aug. 13, 1998)	
by Los Angeles .....	7 games
(2x, last: July 20, 1988-May 6, 1989)	

### Series Sweeps at Toronto

<b>Last by Toronto</b>	
3-game .....	July 26-28, 2005
4-game .....	July 3-6, 1992

### Last by Los Angeles

3-game .....	Aug. 26-28, 2022
4-game .....	None

### Series Sweeps at Los Angeles

<b>Last by Toronto</b>	
3-game .....	Aug. 21-23, 2015
4-game .....	May 26-29, 2022

### Last by Los Angeles

3-game .....	April 30-May 2, 2019
4-game .....	None

### Series Results, Last 10 Seasons

Year	Home	Road	Total
2023	2-1	2-1	4-2
2022	0-3	4-0	4-3
2021	1-2	2-2	3-4
2019	1-3	0-3	1-6
2018	1-2	2-2	3-4
2017	1-2	2-2	3-4
2016	1-2	2-2	3-4
2015	2-2	3-0	5-2
2014	1-3	1-2	2-5
2013	0-3	1-3	1-6



## MINNESOTA TWINS

### Target Field

1 Twins Way, Minneapolis, MN 55403

2023 Record, Finish: 87-75, 1st in AL Central (+9.0 games)

### Blue Jays vs. Twins

2023 vs. MIN.....	3-3
2023 at TOR.....	1-2
2023 at MIN.....	2-1

All-Time vs. MIN.....	233-183
All-Time at TOR.....	122-85
All-Time at MIN.....	114-101

at Exhibition Stadium.....	40-30
at Rogers Centre.....	80-54
at Target Field.....	29-17
at Metrodome.....	79-62
at Metropolitan Stadium.....	5-20

### Longest Winning Streaks

by Toronto.....	10 games
(2x, last: July 23, 2007-April 13, 2009)	
by Minnesota.....	8 games
(July 15, 1979-June 8, 1980)	

### Series Sweeps at Toronto

<b>Last by Toronto</b>	
3-game.....	Aug. 26-28, 2016
4-game.....	Aug. 3-6, 2015

### Last by Minnesota

3-game.....	May 6-8, 2019
4-game.....	None

### Series Sweeps at Minnesota

#### Last by Toronto

3-game.....	Sept. 6-8, 2013
4-game.....	None

#### Last by Minnesota

3-game.....	July 26-28, 2002
4-game.....	July 21-23, 1979

### Series Results, Last 10 Seasons

Year	Home	Road	Total
2023	1-2	2-1	3-3
2022	1-2	2-2	3-4
2021	2-1	2-2	4-3
2019	0-3	3-1	3-4
2018	0-3	2-1	2-4
2017	1-2	2-2	3-4
2016	3-0	3-1	6-1
2015	4-0	1-2	5-2
2014	1-2	1-2	2-4
2013	2-1	3-0	5-1



## NEW YORK YANKEES

### Yankee Stadium

1 East 161st St., Bronx, NY 10451

2023 Record, Finish: 82-80, 4th in AL East (-19.0 games)

### Blue Jays vs. Yankees

2023 vs. NYY.....	6-7
2023 at TOR.....	2-5
2023 at NYY.....	4-2

All-Time vs. NYY.....	321-391
All-Time at TOR.....	169-187
All-Time at NYY.....	152-204

at Exhibition Stadium.....	31-48
at Rogers Centre.....	131-133
at Sahlen Field.....	5-5
at TD Ballpark.....	2-1
at Yankee Stadium.....	52-80
at Original Yankee Stadium.....	100-124

### Longest Winning Streaks

by Toronto.....	10 games
(April 14-Sept. 25, 1992)	
by New York.....	13 games
(May 10, 1995-June 4, 1996)	

### Series Sweeps at Toronto

<b>Last by Toronto</b>	
3-game.....	May 30-June 1, 2016
4-game.....	None

### Last by New York

3-game.....	June 15-17, 2021
4-game.....	None

### Series Sweeps at New York

#### Last by Toronto

3-game.....	Aug. 7-9, 2015
4-game.....	Sept. 6-9, 2021

#### Last by New York

3-game.....	Sept. 15-17, 2020
4-game.....	Aug. 20-22, 2013

### Series Results, Last 10 Seasons

Year	Home	Road	Total
2023	2-5	4-2	6-7
2022	3-6	5-5	8-11
2021	3-6	8-2	11-8
2020	5-2	0-3	5-5
2019	6-4	2-7	8-11
2018	3-6	3-7	6-13
2017	6-4	4-5	10-9
2016	8-2	4-5	12-7
2015	5-4	8-2	13-6
2014	5-4	3-7	8-11







# OAKLAND ATHLETICS

**Oakland Coliseum**  
7000 Coliseum Way, Oakland, CA 94621

**2023 Record, Finish:** 50-112, 5th in AL West (-40.0 games)

## Blue Jays vs. Athletics

2023 vs. OAK ..... 4-2  
2023 at TOR ..... 2-1  
2023 at OAK ..... 2-1

All-Time vs. OAK ..... 213-231  
All-Time at TOR ..... 106-114  
All-Time at OAK ..... 107-117

at Exhibition Stadium ..... 32-41  
at Rogers Centre ..... 74-73  
at Cashman Field ..... 2-0  
at Oakland Coliseum ..... 105-117

## Longest Winning Streaks

by Toronto ..... 8 games  
(June 18-Sept. 15, 1982)

by Oakland ..... 9 games  
(July 22, 1980-May 24, 1981)

## Series Sweeps at Toronto

**Last by Toronto**  
3-game ..... Sept. 3-5, 2021  
4-game ..... July 24-27, 2017

**Last by Oakland**  
3-game ..... April 8-10, 2008  
4-game ..... May 17-20, 2018

## Series Sweeps at Oakland

**Last by Toronto**  
3-game ..... April 26-28, 2019  
4-game ..... None

**Last by Oakland**  
3-game ..... July 30-Aug. 1, 2018  
4-game ..... July 3-6, 2014

## Series Results, Last 10 Seasons

Year	Home	Road	Total
2023	2-1	2-1	4-2
2022	2-1	1-2	3-3
2021	3-0	2-2	5-2
2019	3-0	3-0	6-0
2018	0-4	0-3	0-7
2017	4-0	1-2	5-2
2016	2-1	1-2	3-3
2015	3-0	2-1	5-1
2014	3-0	0-4	3-4
2013	1-3	2-1	3-4



# SEATTLE MARINERS

**T-Mobile Park**  
1250 First Ave. South, Seattle, WA 98134

**2023 Record, Finish:** 88-74, 3rd in AL West (-2.0 games)

## Blue Jays vs. Mariners

2023 vs. SEA ..... 3-3  
2023 at TOR ..... 2-1  
2023 at SEA ..... 1-2

All-Time vs. SEA ..... 220-205  
All-Time at TOR ..... 118-98  
All-Time at SEA ..... 102-107

at Exhibition Stadium ..... 41-29  
at Rogers Centre ..... 76-67  
at Sahlen Field ..... 1-2  
at T-Mobile Park ..... 32-51  
at Kingdome ..... 70-56

## Longest Winning Streaks

by Toronto ..... 9 games  
(May 10-July 24, 1985)

by Seattle ..... 8 games  
(Aug. 16, 1999-April 16, 2000)

## Series Sweeps at Toronto

**Last by Toronto**  
3-game ..... July 19-21, 2011  
4-game ..... May 11-14, 2017

**Last by Seattle**  
3-game ..... May 11-13, 2001  
4-game ..... None

## Series Sweeps at Seattle

**Last by Toronto**  
3-game ..... July 5-7, 1991  
4-game ..... None

**Last by Seattle**  
3-game ..... Aug. 11-13, 2014  
4-game ..... July 7-10, 2022

## Series Results, Last 10 Seasons

Year	Home	Road	Total
2023	2-1	1-2	3-3
2022	2-1	0-4	2-5
2021	1-2	1-2	2-4
2019	1-2	1-2	2-4
2018	1-2	3-1	4-3
2017	4-0	2-1	6-1
2016	1-2	2-1	3-3
2015	1-2	1-2	2-4
2014	3-1	0-3	3-4
2013	1-2	2-1	3-3



## TAMPA BAY RAYS



### Tropicana Field

One Tropicana Drive, St. Petersburg, FL 33705

2023 Record, Finish: 99-63, 2nd in AL East (-2.0 games)

### Blue Jays vs. Rays

2023 vs. TB	6-7
2023 at TOR	3-3
2023 at TB	3-4

All-Time vs. TB	206-245
All-Time at TOR	116-108
All-Time at TB	90-137

at Rogers Centre	113-101
at Sahlen Field	3-3
at TD Ballpark	0-4
at Tropicana Field	90-134
at Ballpark at Disney	0-3

### Longest Winning Streaks

by Toronto ..... 5 games  
(2x, last: July 19-Oct. 2, 2015)

by Tampa Bay ..... 6 games  
(May 15-Aug. 5, 2003)

### Series Sweeps at Toronto

#### Last by Toronto

3-game	Sept. 25-27, 2015
4-game	None

#### Last by Tampa Bay

3-game	May 16-18, 2016
4-game	May 21-24, 2021

### Series Sweeps at Tampa Bay

#### Last by Toronto

3-game	Sept. 2-4, 2014
4-game	None

#### Last by Tampa Bay

3-game	May 27-29, 2019
4-game	Sept. 5-8, 2019

### Series Results, Last 10 Seasons

Year	Home	Road	Total
2023	3-3	3-4	6-7
2022	5-5	4-5	9-10
2021	4-6	4-5	8-11
2020	1-2	3-4	4-6
2019	4-5	2-8	6-13
2018	4-6	2-7	6-13
2017	6-3	4-6	10-9
2016	3-6	5-5	8-11
2015	6-4	3-6	9-10
2014	5-4	6-4	11-8



## TEXAS RANGERS

### Globe Life Park

734 Stadium Drive, Arlington, TX 76011

2023 Record, Finish: 90-72, T-1st in AL West (0.0 games)

### Blue Jays vs. Rangers

2023 vs. TEX	1-6
2023 at TOR	0-4
2023 at TEX	1-2

All-Time vs. TEX	227-222
All-Time at TOR	128-93
All-Time at TEX	99-129

at Exhibition Stadium	46-24
at Rogers Centre	78-69
at Sahlen Field	3-0
at Globe Life Park	49-69
at Globe Life Field	4-5
at Arlington Stadium	46-55

### Longest Winning Streaks

by Toronto ..... 9 games  
(Aug. 10-1986-May 9, 1987)

by Texas ..... 10 games  
(April 24, 2002-April 30, 2003)

### Series Sweeps at Toronto

#### Last by Toronto

3-game	July 16-18, 2021
4-game	July 21-24, 1994

#### Last by Texas

3-game	April 30-May 2, 2002
4-game	Sept. 11-14, 2023

### Series Sweeps at Texas

#### Last by Toronto

3-game	April 11-13, 2008
4-game	June 13-16, 2013

#### Last by Texas

3-game	May 25-27, 2012
4-game	None

### Series Results, Last 10 Seasons

Year	Home	Road	Total
2023	0-4	1-2	1-6
2022	2-1	2-1	4-2
2021	3-0	1-2	4-2
2019	2-1	1-2	3-3
2018	1-2	2-1	3-3
2017	2-1	2-2	4-3
2016	3-1	1-2	4-3
2015	2-1	2-1	4-2
2014	2-1	2-1	4-2
2013	2-1	4-0	6-1





## ARIZONA DIAMONDBACKS

### Chase Field

401 E. Jefferson Street, Phoenix, AZ 85004

2023 Record, Finish: 84-78, 2nd in NL West (-16.0 games)

### Blue Jays vs. Diamondbacks

2023 vs. ARI .....	3-0
2023 at TOR .....	3-0
2023 at ARI .....	0-0

All-Time vs. ARI .....	12-10
All-Time at TOR .....	5-6
All-Time at ARI .....	7-4

at Rogers Centre .....	5-6
at Chase Field .....	7-4

### Longest Winning Streaks

by Toronto ..... 3 games  
(3x, last: July 14-current)

by Arizona ..... 3 games  
(2x, last: June 7, 2019-current)

### Series Sweeps at Toronto

#### Last by Toronto

3-game .....	July 14-16, 2023
4-game .....	None

#### Last by Arizona

3-game .....	June 7-9, 2019
4-game .....	None

### Series Sweeps at Arizona

#### Last by Toronto

3-game .....	None
4-game .....	None

#### Last by Arizona

3-game .....	None
4-game .....	None

### Series Results, All-Time

Year	Home	Road	Total
2023	3-0	0-0	3-0
2019	0-3	0-0	0-3
2016	1-1	2-0	3-1
2013	0-0	2-1	2-1
2010	0-0	1-2	1-2
2004	1-2	0-0	1-2
2002	0-0	2-1	2-1

## ATLANTA BRAVES



### Truist Park

755 Battery Avenue SE, Atlanta, GA 30339

2023 Record, Finish: 104-58, 1st in NL East (+14.0 games)

### Blue Jays vs. Braves

2023 vs. ATL .....	3-0
2023 at TOR .....	3-0
2023 at ATL .....	0-0

All-Time vs. ATL .....	34-30
All-Time at TOR .....	18-11
All-Time at ATL .....	16-19

at Rogers Centre .....	15-11
at TD Ballpark .....	3-0
at Truist Park .....	6-6
at Turner Field .....	10-13

### Longest Winning Streaks

by Toronto ..... 9 games  
(April 30, 2021-current)

by Atlanta ..... 8 games  
(May 22, 2009-June 9, 2012)

### Series Sweeps at Toronto

#### Last by Toronto

3-game .....	May 12-14, 2023
4-game .....	None

#### Last by Atlanta

3-game .....	None
4-game .....	None

### Series Sweeps at Atlanta

#### Last by Toronto

3-game .....	May 11-13, 2021
4-game .....	None

#### Last by Atlanta

3-game .....	June 20-22, 2011
4-game .....	None

### Series Results, All-Time

Year	Home	Road	Total
2023	3-0	0-0	3-0
2021	3-0	3-0	6-0
2020	0-0	1-2	1-2
2019	1-1	0-2	1-3
2018	1-1	1-1	2-2
2017	0-2	1-1	1-3
2015	1-2	2-1	3-3
2013	1-1	1-1	2-2
2012	0-0	1-2	1-2
2011	0-0	0-3	0-3
2009	0-0	0-3	0-3
2008	2-1	0-0	2-1
2006	0-0	3-0	3-0
2001	2-1	0-0	2-1
2000	0-0	2-1	2-1
1999	3-0	0-0	3-0
1998	0-0	1-2	1-2
1997	1-2	0-0	1-2





# CHICAGO CUBS

## Wrigley Field

1060 West Addison Street, Chicago, IL 60613

2023 Record, Finish: 83-79, 2nd in NL Central (-9.0 games)

### Blue Jays vs. Cubs

2023 vs. CHC.....	1-2
2023 at TOR.....	1-2
2023 at CHC.....	0-0
All-Time vs. CHC.....	11-10
All-Time at TOR.....	9-6
All-Time at CHC.....	2-4
at Rogers Centre.....	9-6
at Wrigley Field.....	2-4

### Longest Winning Streaks

by Toronto.....	3 games
(2x, last: Sept. 8-10, 2014)	
by Chicago.....	3 games
(2x, last: Aug. 31, 2022-Aug. 12, 2023)	

### Series Sweeps at Toronto

<b>Last by Toronto</b>	
3-game.....	Sept. 8-10, 2014
4-game.....	None

### Last by Chicago

3-game.....	None
4-game.....	None

### Series Sweeps at Chicago

#### Last by Toronto

3-game.....	None
4-game.....	None

#### Last by Chicago

3-game.....	Aug. 18-20, 2017
4-game.....	None

### Series Results, All-Time

Year	Home	Road	Total
2023	1-2	0-0	1-2
2021	2-1	0-0	2-1
2017	0-0	0-3	0-3
2014	3-0	0-0	3-0
2008	1-2	0-0	1-2
2005	0-0	2-1	2-1
2003	2-1	0-0	2-1



# CINCINNATI REDS

## Great American Ball Park

100 Joe Nuxhall Way, Cincinnati, OH 45202

2023 Record, Finish: 82-80, 3rd in NL Central (-10.0 games)

### Blue Jays vs. Reds

2023 vs. CIN.....	2-1
2023 at TOR.....	0-0
2023 at CIN.....	2-1
All-Time vs. CIN.....	16-8
All-Time at TOR.....	9-3
All-Time at CIN.....	7-5
at Rogers Centre.....	9-3
at Great American Ball Park.....	7-5

### Longest Winning Streaks

by Toronto.....	5 games
(May 29, 2017-May 21, 2022)	
by Cincinnati.....	2 games
(2x, last: May 22, 2022-Aug. 18, 2023)	

### Series Sweeps at Toronto

<b>Last by Toronto</b>	
3-game.....	May 29-31, 2017
4-game.....	None

### Last by Cincinnati

3-game.....	None
4-game.....	None

### Series Sweeps at Cincinnati

#### Last by Toronto

3-game.....	None
4-game.....	None

#### Last by Cincinnati

3-game.....	None
4-game.....	None

### Series Results, All-Time

Year	Home	Road	Total
2023	0-0	2-1	2-1
2022	2-1	0-0	2-1
2017	3-0	0-0	3-0
2014	0-0	1-2	1-2
2011	0-0	2-1	2-1
2009	2-1	0-0	2-1
2008	2-1	0-0	2-1
2003	0-0	2-1	2-1





## COLORADO ROCKIES

### Coors Field

2001 Blake Street, Denver, CO 80205

2023 Record, Finish: 59-103, 5th in NL West (-41.0 games)

### Blue Jays vs. Rockies

2023 vs. COL	2-1
2023 at TOR	0-0
2023 at COL	2-1
All-Time vs. COL	13-11
All-Time at TOR	9-0
All-Time at COL	4-11
at Rogers Centre	9-0
at Coors Field	4-11

### Longest Winning Streaks

by Toronto	3 games
(3x, last: June 17-19, 2013)	
by Colorado	3 games
(3x, last: May 31-June 2, 2019)	

### Series Sweeps at Toronto

<b>Last by Toronto</b>	
3-game	June 17-19, 2013
4-game	None

### Last by Colorado

3-game	None
4-game	None

### Series Sweeps at Colorado

#### Last by Toronto

3-game	None
4-game	None

#### Last by Colorado

3-game	May 31-June 2, 2019
4-game	None

### Series Results, All-Time

Year	Home	Road	Total
2023	0-0	2-1	2-1
2019	0-0	0-3	0-3
2016	0-0	2-1	2-1
2013	3-0	0-0	3-0
2010	0-0	0-3	0-3
2007	3-0	0-0	3-0
2006	0-0	0-3	0-3
2002	3-0	0-0	3-0



## LOS ANGELES DODGERS

### Dodger Stadium

1000 Vin Scully Avenue, Los Angeles, CA 90012

2023 Record, Finish: 100-62, 1st in NL West (+16.0 games)

### Blue Jays vs. Dodgers

2023 vs. LAD	2-1
2023 at TOR	0-0
2023 at LAD	2-1
All-Time vs. LAD	9-15
All-Time at TOR	4-8
All-Time at LAD	5-7
at Rogers Centre	4-8
at Dodger Stadium	5-7

### Longest Winning Streaks

by Toronto	2 games
(2x, last: June 9-10, 2007)	
by Los Angeles	5 games
(May 7, 2016-Aug. 22, 2019)	

### Series Sweeps at Toronto

<b>Last by Toronto</b>	
3-game	None
4-game	None

### Last by Los Angeles

3-game	July 22-24, 2013
4-game	None

### Series Sweeps at Los Angeles

#### Last by Toronto

3-game	None
4-game	None

#### Last by Los Angeles

3-game	Aug. 20-22, 2019
4-game	None

### Series Results, All-Time

Year	Home	Road	Total
2023	0-0	2-1	2-1
2019	0-0	0-3	0-3
2016	1-2	0-0	1-2
2013	0-3	0-0	0-3
2007	1-2	2-1	3-3
2004	2-1	0-0	2-1
2002	0-0	1-2	1-2





## MIAAMI MARLINS

### loanDepot Park

501 Marlins Way, Miami, FL 33125

2023 Record, Finish: 84-78, 3rd in NL East (-20.0 games)

### Blue Jays vs. Marlins

2023 vs. MIA.....	2-1
2023 at TOR.....	0-0
2023 at MIA.....	2-1

All-Time vs. MIA.....	19-22
All-Time at TOR.....	8-11
All-Time at MIA.....	11-11

at Rogers Centre.....	5-10
at Sahlen Field.....	3-1
at Marlins Park.....	9-4
at Sunlife Stadium.....	2-7

### Longest Winning Streaks

by Toronto.....5 games  
(Sept. 2, 2020-June 23, 2021)

by Miami.....8 games  
(June 9, 2001-June 14, 2009)

### Series Sweeps at Toronto

#### Last by Toronto

3-game.....	June 8-10, 2015
4-game.....	None

#### Last by Miami

3-game.....	June 12-14, 2009
4-game.....	None

### Series Sweeps at Miami

#### Last by Toronto

3-game.....	None
4-game.....	None

#### Last by Miami

3-game.....	June 16-18, 2006
4-game.....	None

### Series Results, All-Time

Year	Home	Road	Total
2023	0-0	2-1	2-1
2021	2-0	2-0	4-0
2020	1-1	1-1	2-2
2018	0-0	2-1	2-1
2015	3-0	0-0	3-0
2012	0-0	2-1	2-1
2009	0-3	0-0	0-3
2006	0-0	0-3	0-3
2001	1-2	0-0	1-2
2000	0-0	1-2	1-2
1999	1-2	0-0	1-2
1998	0-0	1-2	1-2
1997	0-3	0-0	0-3



## MILWAUKEE BREWERS

### American Family Field

One Brewers Way, Milwaukee, WI 53214

2023 Record, Finish: 92-70, 1st in NL Central (+9.0 games)

### Blue Jays vs. Brewers

2023 vs. MIL.....	2-1
2023 at TOR.....	2-1
2023 at MIL.....	0-0

All-Time vs. MIL.....	124-166
All-Time at TOR.....	67-80
All-Time at MIL.....	57-86

at Exhibition Stadium.....	34-46
at Rogers Centre.....	33-34
at Milwaukee County Stadium.....	52-78
at American Family Field.....	5-8

### Longest Winning Streaks

by Toronto.....6 games  
(Sept. 23, 1985-June 17, 1986)

by Milwaukee.....8 games  
(Aug. 7, 1977-June 14, 1978)

### Series Sweeps at Toronto

#### Last by Toronto

3-game.....	July 22-24, 1997
4-game.....	None

#### Last by Milwaukee

3-game.....	June 20-22, 1995
4-game.....	None

### Series Sweeps at Milwaukee

#### Last by Toronto

3-game.....	Sept. 27-29, 1993
4-game.....	None

#### Last by Milwaukee

3-game.....	June 17-19, 2008
4-game.....	July 28 (DH)-29 (DH), 1997

### Series Results, Last 10 Seasons

Year	Home	Road	Total
2023	2-1	0-0	2-1
2022	0-0	1-2	1-2
2017	0-2	2-0	2-2
2014	2-0	1-1	3-1
2012	0-0	1-2	1-2
2008	0-0	0-3	0-3
2005	1-2	0-0	1-2
1997	4-2	0-5	4-7
1996	4-2	3-3	7-5
1995	2-4	3-3	5-7
1994	2-4	1-3	3-7





# NEW YORK METS

**Citi Field**  
41 Seaver Way, Queens, NY 11368  
**2023 Record, Finish:** 75-87, 4th in NL East (-29.0 games)

## Blue Jays vs. Mets

2023 vs. NYM	3-0
2023 at TOR	0-0
2023 at NYM	3-0
All-Time vs. NYM	16-22
All-Time at TOR	11-8
All-Time at NYM	5-14

at Rogers Centre	9-7
at Sahlen Field	2-1
at Citi Field	5-5
at Shea Stadium	0-9

## Longest Winning Streaks

by Toronto	3 games (June 2, 2023-current)
by New York	6 games (July 17, 2000 – June 23, 2006)

## Series Sweeps at Toronto

<b>Last by Toronto</b>	
3-game	None
4-game	None

<b>Last by New York</b>	
3-game	None
4-game	None

## Series Sweeps at New York

<b>Last by Toronto</b>	
3-game	June 2-4, 2023
4-game	None

<b>Last by New York</b>	
3-game	July 15-17, 2001
4-game	None

## Series Results, All-Time

Year	Home	Road	Total
2023	0-0	3-0	3-0
2021	0-0	1-2	1-2
2020	2-1	0-0	2-1
2018	1-1	1-1	2-2
2015	2-0	0-2	2-2
2012	2-1	0-0	2-1
2006	1-2	0-0	1-2
2001	0-0	0-3	0-3
2000	1-2	0-0	1-2
1999	0-0	0-3	0-3
1998	2-1	0-0	2-1
1997	0-0	0-3	0-3



# PHILADELPHIA PHILLIES

**Citizens Bank Park**  
1 Citizens Bank Way, Philadelphia, PA 19148  
**2023 Record, Finish:** 90-72, 2nd in NL East (-14.0 games)

## Blue Jays vs. Phillies

2023 vs. PHI	1-3
2023 at TOR	1-1
2023 at PHI	0-2
All-Time vs. PHI	43-31
All-Time at TOR	22-14
All-Time at PHI	21-17

at Rogers Centre	18-13
at Sahlen Field	2-0
at TD Ballpark	2-1
at Citizens Bank Park	16-13
at Veterans Stadium	5-4

## Longest Winning Streaks

by Toronto	8 games (July 3, 2011-May 8, 2014)
by Philadelphia	3 games (4x, last: Sept. 21, 2022-May 10, 2023)

## Series Sweeps at Toronto

<b>Last by Toronto</b>	
3-game	June 15-17, 2012
4-game	None

<b>Last by Philadelphia</b>	
3-game	None
4-game	None

## Series Sweeps at Philadelphia

<b>Last by Toronto</b>	
3-game	June 16-18, 2009
4-game	None

<b>Last by Philadelphia</b>	
3-game	None
4-game	None

## Series Results, All-Time

Year	Home	Road	Total
2023	1-1	0-2	1-3
2022	2-0	1-1	3-1
2021	2-1	0-0	2-1
2020	2-0	1-3	3-3
2018	2-1	2-1	4-2
2016	1-1	2-0	3-1
2015	1-1	1-1	2-2
2014	2-0	2-0	4-0
2012	3-0	0-0	3-0
2011	1-2	0-0	1-2
2010	0-0	1-2	1-2
2009	1-2	3-0	4-2
2008	0-0	2-1	2-1
2007	0-0	1-2	1-2
2006	2-1	0-0	2-1
2001	0-0	2-1	2-1
2000	1-2	0-0	1-2
1999	0-0	1-2	1-2
1998	1-2	0-0	1-2
1997	0-0	2-1	2-1







# PITTSBURGH PIRATES

**PNC Park**  
115 Federal Street, Pittsburgh, PA 15212  
**2023 Record, Finish:** 76-86, 4th in NL Central (-16.0 games)

## Blue Jays vs. Pirates

2023 vs. PIT	3-0
2023 at TOR	0-0
2023 at PIT	3-0
All-Time vs. PIT	14-7
All-Time at TOR	6-3
All-Time at PIT	8-4
at Rogers Centre	6-3
at PNC Park	8-4

## Longest Winning Streaks

by Toronto	8 games (Aug. 12, 2017-current)
by Pittsburgh	3 games (June 30, 2011-May 3, 2014)

## Series Sweeps at Toronto

<b>Last by Toronto</b>	
3-game	June 10-12, 2003
4-game	None

<b>Last by Pittsburgh</b>	
3-game	None
4-game	None

## Series Sweeps at Pittsburgh

<b>Last by Toronto</b>	
3-game	May 5-7, 2023
4-game	None

<b>Last by Pittsburgh</b>	
3-game	None
4-game	None

## Series Results, All-Time

Year	Home	Road	Total
2023	0-0	3-0	3-0
2022	0-0	3-0	3-0
2017	2-1	0-0	2-1
2014	0-0	1-2	1-2
2011	1-2	0-0	1-2
2008	0-0	1-2	1-2
2003	3-0	0-0	3-0



# SAN DIEGO PADRES

**Petco Park**  
100 Park Blvd., San Diego, CA 92101  
**2023 Record, Finish:** 82-80, 3rd in NL West (-18.0 games)

## Blue Jays vs. Padres

2023 vs. SD	1-2
2023 at TOR	1-2
2023 at SD	0-0
All-Time vs. SD	9-9
All-Time at TOR	4-5
All-Time at SD	5-4
at Rogers Centre	4-5
at Petco Park	5-4

## Longest Winning Streaks

by Toronto	3 games (June 2, 2013-July 26, 2016)
by San Diego	3 games (July 27, 2016-May 25, 2019)

## Series Sweeps at Toronto

<b>Last by Toronto</b>	
3-game	None
4-game	None

<b>Last by San Diego</b>	
3-game	None
4-game	None

## Series Sweeps at San Diego

<b>Last by Toronto</b>	
3-game	None
4-game	None

<b>Last by San Diego</b>	
3-game	None
4-game	None

## Series Results, All-Time

Year	Home	Road	Total
2023	1-2	0-0	1-2
2019	1-2	0-0	1-2
2016	2-1	0-0	2-1
2013	0-0	1-2	1-2
2010	0-0	2-1	2-1
2004	0-0	2-1	2-1



## SAN FRANCISCO GIANTS



### Oracle Park

24 Willie Mays Plaza, San Francisco, CA 94107

2023 Record, Finish: 79-83, 4th in NL West (-21.0 games)

### Blue Jays vs. Giants

2023 vs. SF.....	2-1
2023 at TOR.....	2-1
2023 at SF.....	0-0
All-Time vs. SF.....	12-14
All-Time at TOR.....	7-6
All-Time at SF.....	5-8
at Rogers Centre.....	7-6
at AT&T Park.....	5-8

### Longest Winning Streaks

by Toronto.....	3 games
(2x, last: June 5, 2013-May 10, 2016)	
by San Francisco.....	7 games
(June 11, 2002-June 12, 2007)	

### Series Sweeps at Toronto

<b>Last by Toronto</b>	
3-game.....	None
4-game.....	None

### Last by San Francisco

3-game.....	None
4-game.....	None

### Series Sweeps at San Francisco

#### Last by Toronto

3-game.....	None
4-game.....	None

#### Last by San Francisco

3-game.....	June 15-17, 2004
4-game.....	None

### Series Results, All-Time

Year	Home	Road	Total
2023	2-1	0-0	2-1
2019	0-2	1-1	1-3
2016	0-0	2-1	2-1
2013	2-0	1-1	3-1
2010	2-1	0-0	2-1
2007	0-0	1-2	1-2
2004	0-0	0-3	0-3
2002	1-2	0-0	1-2



## ST. LOUIS CARDINALS

### Busch Stadium III

700 Clark Street, St Louis, MO 63102

2023 Record, Finish: 71-91, 5th in NL Central (-21.0 games)

### Blue Jays vs. Cardinals

2023 vs. STL.....	1-2
2023 at TOR.....	0-0
2023 at STL.....	1-2
All-Time vs. STL.....	11-14
All-Time at TOR.....	5-6
All-Time at STL.....	6-8
at Rogers Centre.....	5-6
at Busch Stadium II.....	0-3
at Busch Stadium III.....	6-5

### Longest Winning Streaks

by Toronto.....	5 games
(June 24, 2010-June 6, 2014)	
by St Louis.....	3 games
(2x, last: April 27, 2017-May 23, 2022)	

### Series Sweeps at Toronto

<b>Last by Toronto</b>	
3-game.....	None
4-game.....	None

### Last by St Louis

3-game.....	None
4-game.....	None

### Series Sweeps at St Louis

#### Last by Toronto

3-game.....	June 24-26, 2011
4-game.....	None

#### Last by St Louis

3-game.....	June 3-5, 2003
4-game.....	None

### Series Results, All-Time

Year	Home	Road	Total
2023	0-0	1-2	1-2
2022	1-1	1-1	2-2
2017	0-0	1-2	1-2
2014	1-2	0-0	1-2
2011	0-0	3-0	3-0
2010	1-2	0-0	1-2
2005	2-1	0-0	2-1
2003	0-0	0-3	0-3





# WASHINGTON NATIONALS

**Nationals Park**  
 1500 South Capitol Street, SE, Washington, DC 20003-1507  
 2023 Record, Finish: 71-91, 5th in NL East (-33.0 games)

## Blue Jays vs. Nationals

2023 vs. WAS	2-1
2023 at TOR	2-1
2023 at WAS	0-0
All-Time vs. WAS	43-35
All-Time at TOR	27-16
All-Time at WAS	16-19
at Rogers Centre	26-15
at TD Ballpark	1-1
at Nationals Park	5-7
at RFK Stadium	1-2
at Hiram Bithorn Stadium	1-2
at Olymic Stadium	9-8

## Longest Winning Streaks

by Toronto	7 games (June 2, 2015-July 28, 2020)
by Washington	4 games (2x, last: June 11, 2012-June 2, 2015)

## Series Sweeps at Toronto

**Last by Toronto**

3-game	June 15-17, 2018
4-game	None

**Last by Washington**

3-game	June 11-13, 2012
4-game	None

## Series Sweeps at Washington

**Last by Toronto**

3-game	None
4-game	None

**Last by Washington**

3-game	June 14-16, 2002
4-game	None

## Series Results, All-Time

Year	Home	Road	Total
2023	2-1	0-0	2-1
2021	1-1	0-2	1-3
2020	0-0	2-2	2-2
2018	3-0	0-0	3-0
2015	0-0	2-1	2-1
2012	0-3	0-0	0-3
2009	0-0	1-2	1-2
2007	2-1	0-0	2-1
2006	3-0	0-0	3-0
2005	2-1	1-2	3-3
2004	2-1	1-2	3-3
2003	1-2	2-1	3-3
2002	2-1	0-3	2-4
2001	2-1	1-2	3-3
2000	2-1	2-1	4-2
1999	2-1	2-1	4-2
1998	2-0	2-0	4-0
1997	1-2	0-0	1-2

## GRAND SLAMS HIT BY A TORONTO ROOKIE - ALL-TIME

Rick Bosetti	May 7, 1978 (Enrique Romo, Seattle Mariners)
Jesse Barfield	April 24, 1982 (Tom Burgmeier, Boston Red Sox)
Junior Felix	June 2, 1989 (Bob Stanley, Red Sox, INSIDE THE PARK)
Glenallen Hill	Sept. 1, 1989 (Mark Guthrie, Minnesota Twins)
Glenallen Hill	Aug. 14, 1990 (Adam Peterson, Chicago White Sox)
Gabe Gross	Sept. 5, 2004 (Justin Duchsherer, Oakland Athletics)
J.P. Arencibia	June 6, 2011 (Zach Britton, Baltimore Orioles)
Brett Lawrie	Aug. 8, 2011 (Craig Breslow, Oakland Athletics)
Devon Travis	May 3, 2015 (Trevor Bauer, Cleveland Indians)
Rowdy Tellez	April 23, 2019 (Tony Watson, San Francisco Giants)
Rowdy Tellez	June 12, 2019 (Miguel Castro, Baltimore Orioles)
Cavan Biggio	June 29, 2019 (Homer Bailey, Kansas City Royals)
Vladimir Guerrero Jr.	July 20, 2019 (Gregory Soto, Detroit Tigers)
Vladimir Guerrero Jr.	July 30, 2019 (Josh Staumont, Kansas City Royals)



# CONSECUTIVE WINS AND LOSSES AGAINST AMERICAN LEAGUE OPPONENTS

## vs. Baltimore

Most Consecutive Home Wins:	16	Aug. 8, 2009 – June 15, 2011
Most Consecutive Home Losses:	6	2x, last: Sept. 19, 2022 – Aug. 1, 2023
Most Consecutive Road Wins:	6	3x, last: Sept. 17, 2019 – Aug. 19, 2020
Most Consecutive Road Losses:	19	Sept. 15, 1978 – May 2, 1981

## vs. Boston

Most Consecutive Home Wins:	6	Sept. 17, 2007 – April 6, 2008
Most Consecutive Home Losses:	12	May 20, 1980 – April 25, 1982
Most Consecutive Road Wins:	15	Aug. 11, 1987 – Aug. 16, 1989
Most Consecutive Road Losses:	9	April 10, 2004 – April 18, 2005

## vs. Chicago

Most Consecutive Home Wins:	10	June 2, 2007 – May 18, 2009
Most Consecutive Home Losses:	7	June 3, 1999 – May 21, 2000
Most Consecutive Road Wins:	6	May 19 – Sept. 6, 1989
Most Consecutive Road Losses:	5	Sept. 1, 1995 – May 22, 1996

## vs. Cleveland

Most Consecutive Home Wins:	8	Sept. 23, 1990 – April 21, 1992
Most Consecutive Home Losses:	5	Oct. 7, 2001 – Sept. 26, 2003
Most Consecutive Road Wins:	7	June 12, 1991 – June 26, 1992
Most Consecutive Road Losses:	9	Aug. 28, 2006 – May 12, 2008

## vs. Detroit

Most Consecutive Home Wins:	8	Sept. 1, 2001 – Sept. 7, 2003
Most Consecutive Home Losses:	6	2x, last: Sept. 29, 1980 – April 18, 1981
Most Consecutive Road Wins:	6	Aug. 17, 1991 – Aug. 6, 1992
Most Consecutive Road Losses:	8	June 14, 1977 – April 7, 1978

## vs. Houston

Most Consecutive Home Wins:	3	4x, last: June 6, 2023 – current
Most Consecutive Home Losses:	3	July 9, 2017 – Sept. 25, 2018
Most Consecutive Road Wins:	3	Aug. 2-4, 2016
Most Consecutive Road Losses:	8	Aug. 1, 2014 – Aug. 1, 2016

## vs. Kansas City

Most Consecutive Home Wins:	6	3x, last: July 15, 2022 – current
Most Consecutive Home Losses:	4	3x, last: July 27, 1997 – Aug. 24, 1998
Most Consecutive Road Wins:	7	July 30, 2002 – May 10, 2004
Most Consecutive Road Losses:	8	Aug. 5, 1978 – Aug. 1, 1979

## vs. Los Angeles Angels

Most Consecutive Home Wins:	8	Aug. 16, 1998 – April 17, 2000
Most Consecutive Home Losses:	7	July 1, 2012 – May 11, 2014
Most Consecutive Road Wins:	5	2x, last: May 26, 2022 – April 7, 2023
Most Consecutive Road Losses:	6	2x, last: July 6, 1995 – June 15, 1996

## vs. Minnesota

Most Consecutive Home Wins:	10	May 21, 1984 – Sept. 6, 1985
Most Consecutive Home Losses:	8	Aug. 27, 2017 – Sept. 17, 2021
Most Consecutive Road Wins:	6	2x, last: June 15, 1993 – April 29, 1994
Most Consecutive Road Losses:	9	May 7, 1979 – June 8, 1980

## vs. New York

Most Consecutive Home Wins:	8	April 13 – Sept. 25, 2016
Most Consecutive Home Losses:	7	May 10, 1995 – June 11, 1996
Most Consecutive Road Wins:	7	April 9 – Sept. 12, 2015
Most Consecutive Road Losses:	17	Sept. 19, 2012 – July 25, 2014

## vs. Oakland

Most Consecutive Home Wins:	7	April 23, 2016 – April 15, 2022
Most Consecutive Home Losses:	7	3x, last: Aug. 23, 2006 – April 10, 2008
Most Consecutive Road Wins:	6	2x, last: May 29, 1993 – April 11, 1994
Most Consecutive Road Losses:	8	July 22, 1980 – Sept. 30, 1981



**vs. Seattle**

Most Consecutive Home Wins:	6	May 10 – July 24, 1985
Most Consecutive Home Losses:	7	Aug. 16, 1999 – Sept. 5, 2000
Most Consecutive Road Wins:	5	June 10, 2017 – Aug. 4, 2018
Most Consecutive Road Losses:	6	July 7, 2022 – April 22, 2023

**vs. Tampa Bay**

Most Consecutive Home Wins:	7	May 19, 1998 – April 12, 1999
Most Consecutive Home Losses:	6	Aug. 15, 2020 – May 24, 2021
Most Consecutive Road Wins:	4	2x, last: May 13 – June 3, 2006
Most Consecutive Road Losses:	8	May 22 – Sept. 23, 2012

**vs. Texas**

Most Consecutive Home Wins:	9	Aug. 15, 1986 – July 8, 1987
Most Consecutive Home Losses:	8	Sept. 12, 1995 – Sept. 10, 1996
Most Consecutive Road Wins:	6	June 13, 2013 – May 17, 2014
Most Consecutive Road Losses:	6	July 16 – Sept. 12, 2004

## PITCHERS AT THE PLATE

In 1997, with the introduction of Interleague Play, Blue Jays pitchers took their turn hitting. **Woody Williams** became the first Blue Jays pitcher to come to bat and also had the first hit, a single, in his second at-bat off Curt Schilling on June 13, 1997.

On June 21, 2003 at Montreal, **Mark Hendrickson** became the first Blue Jay pitcher to hit a home run in Interleague play (solo home off Sunny Kim).

**Marcus Stroman** made his mark as the only other Toronto pitcher to go deep, hitting a solo home run off Julio Teheran in Atlanta on May 18, 2017. The home run followed up a blast by catcher Luke Maile, forming the first back-to-back home runs by battery mates in the post-DH era (*courtesy Elias*).

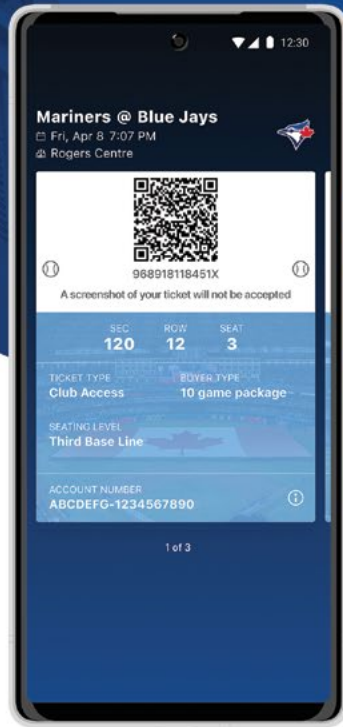
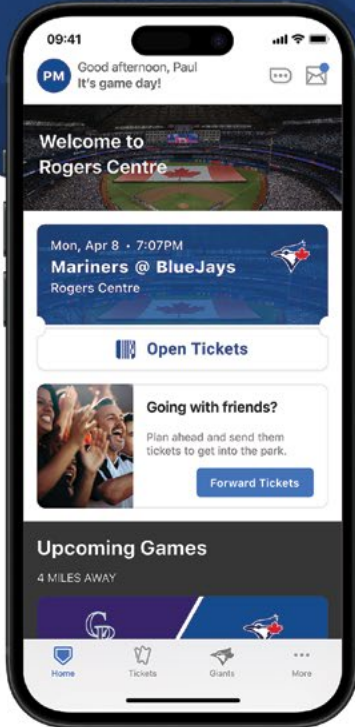
**Regular**

Season	AVG	AB	R	H	2B	3B	HR	RBI	SH-SF	HBP	BB	SO	SB	SLG	OBP
1977-96	.000	1	0	0	0	0	0	0	0-0	0	0	0	0	.000	.000
1997	.118	17	1	2	1	0	0	0	0-0	0	2	5	0	.176	.211
1998	.100	20	0	2	0	0	0	0	2-0	0	1	4	0	.100	.143
1999	.053	19	0	1	0	0	0	0	2-0	0	1	10	0	.053	.100
2000	.071	28	0	2	0	0	0	0	0-0	0	1	14	0	.071	.103
2001	.188	16	0	3	1	1	0	1	5-0	0	0	6	0	.375	.188
2002	.100	20	1	2	0	0	0	0	2-0	0	0	5	0	.100	.100
2003	.214	28	5	6	1	0	1	3	0-0	0	0	8	0	.357	.214
2004	.000	20	0	0	0	0	0	0	3-0	0	0	10	0	.000	.000
2005	.000	18	1	0	0	0	0	0	1-0	0	0	7	0	.000	.000
2006	.105	19	1	2	0	0	0	0	0-0	0	0	8	0	.105	.105
2007	.211	19	0	4	0	0	0	1	0-0	0	1	7	0	.211	.250
2008	.000	16	0	0	0	0	0	0	3-0	0	0	5	0	.000	.000
2009	.000	20	0	0	0	0	0	0	2-0	0	0	13	0	.000	.000
2010	.111	18	1	2	1	0	0	1	1-0	0	1	10	0	.167	.158
2011	.091	22	1	2	0	0	0	2	0-0	0	1	10	0	.091	.130
2012	.150	20	2	3	0	0	0	0	1-0	0	0	8	0	.150	.150
2013	.095	21	3	2	1	0	0	1	3-0	0	2	6	0	.143	.174
2014	.080	25	2	2	0	0	0	0	1-0	0	0	13	0	.080	.080
2015	.143	21	0	3	0	0	0	0	2-0	0	2	7	0	.143	.217
2016	.071	28	3	2	0	0	0	0	4-0	0	1	0	0	.071	.103
2017	.048	21	1	1	0	0	1	2	2-0	0	0	11	0	.190	.048
2018	.208	24	2	5	1	0	0	0	0-0	0	1	15	0	.250	.240
2019	.118	17	2	2	0	0	0	0	0-0	0	1	10	0	.118	.167
2021	.000	17	0	0	0	0	0	0	3-0	0	0	7	0	.000	.000
<b>Totals</b>	<b>.099</b>	<b>495</b>	<b>25</b>	<b>49</b>	<b>6</b>	<b>1</b>	<b>2</b>	<b>11</b>	<b>37-0</b>	<b>0</b>	<b>15</b>	<b>209</b>	<b>0</b>	<b>.127</b>	<b>.125</b>

\*The universal DH rule was in effect for the 2020 season, and put permanently into place in 2022.



# THE OFFICIAL APP OF ROGERS CENTRE



- Purchase, access and manage your digital tickets.
- Check-in offers, rewards, and personalized history for ballparks visited.
- Team schedule, directions and parking information, stadium features and more.
- Interactive concourse maps and directory, including food and drink menus.

 **Ballpark™**







# ***PLAYER DEVELOPMENT***

---

**ORELVIS MARTINEZ**



# PLAYER DEVELOPMENT

BIographies

LAST SEASON

HISTORY

RECORDS

OPPONENTS

PLAYER DEV.

MEDIA & MISC.



## **JOE SCLAFANI** **DIRECTOR, PLAYER DEVELOPMENT**

Joe Sclafani is entering his ninth season with the Blue Jays and his third as Director, Player Development, having served the prior three years as Assistant Director. He joined the organization after playing four years (2012-2016) in the Houston Astros organization, culminating in a Triple-A national championship in 2015. Sclafani participated in the Arizona Fall League in 2014, helping the team to the AFL championship. He was also a member of Team USA in the fall of 2015, taking home a silver medal in the inaugural Premier 12 tournament in Taiwan and Japan. In 2018, he was inducted into the "Wearers of the Green", Dartmouth College's Athletic Hall of Fame. In his current role, Sclafani leads the day-to-day operations and systems of the player development department, and helps drive the creation and implementation of development plans for each player in the Minor League system.



## **CHARLIE WILSON** **DIRECTOR, MINOR LEAGUE OPERATIONS**

Born and raised in Toronto, Charlie Wilson graduated from Trinity College School in Port Hope, Ontario, in 1992. There he was a member of the school's football, rugby, and downhill skiing teams, and also played amateur baseball in Toronto in the summers. He then attended Bishops University in Lennoxville, Quebec. Wilson first joined the organization working the summer seasons in the Public Relations Department between 1993-1996, while continuing his post-secondary studies at Bishops University. Shortly after his graduation from Bishops, he joined the club's Baseball Operations Department as a Baseball Assistant, working specifically in player development and scouting, and was promoted to the position of Scouting Coordinator in December, 2000. Wilson worked in that capacity until August 20, 2003, when he was elevated to the position of Manager, Minor League Operations. On October 9, 2009, he was appointed to his current position where he oversees the day-to-day operations of the Blue Jays' farm system. Wilson was honoured with the 2015 Howard Starkman Award, granted annually to the Employee of the Year for the Toronto Blue Jays Baseball Club who best exemplifies the values of integrity, innovation, accountability, teamwork and a passion for winning. Residing in Toronto, he is married and has four children.



## **REED KIENLE** **ASSISTANT DIRECTOR, PLAYER DEVELOPMENT**

Reed Kienle is going into his second season in this role. He has been with the Blue Jays since 2019, where he started as a PD Intern. Prior to joining the organization he completed his MBA with a certification in Business Analytics from Cal Poly – San Luis Obispo. In 2017, Reed finished his collegiate baseball career at Menlo College, a small NAIA school in Palo Alto, CA. From 2020 through 2022, he was heavily involved with the Blue Jays Minor League hitting department, working closely with the hitting coordinator and hitting coaches to drive innovative processes improvements as it related to the development of hitters. The native of Gilroy, CA, now resides in the Dunedin area and works out of the PDC.



## **EDWIN ENCARNACION** **SPECIAL ASSISTANT TO THE ORGANIZATION**

Edwin Encarnacion enters his second season in a coaching capacity within the Blue Jays organization. The native of La Romana, Dominican Republic, was selected by the Texas Rangers in the 9th round of the 2000 MLB First-Year Player Draft out of Manuela Toro High School in Caguas, Puerto Rico. Encarnacion enjoyed a 21-year professional career, suiting up for Cincinnati, Toronto, Cleveland, Seattle, New York (AL), and Chicago (AL) across 16 Major League seasons. The right-handed slugger appeared in 1,960 career MLB games, amassing 1,832 hits, 370 doubles, 10 triples, 424 home runs, and 1,261 RBI. He is also responsible for one of only two walk-off home runs in Blue Jays postseason history, as he broke a 2-2 tie in the 11th inning of the 2016 AL Wild Card game against the Orioles with a three-run blast into the seats in left, sending Toronto to the AL Division Series. The three-time All-Star ranks 3rd in Blue Jays history in home runs (239), 3rd in OPS (.878), 6th in RBI (679), and 8th in runs scored (593). In 2021, Encarnacion opened up his own baseball academy (Encarnacion EDS) in the Dominican Republic.



## **VICTOR MARTINEZ** **SPECIAL ASSISTANT TO THE ORGANIZATION**

Victor Martinez enters his second season as a Special Assistant in the Blue Jays organization. Born December 23, 1978 in Ciudad Bolivar, Venezuela, Martinez got his first taste of professional baseball in 1999 with Cleveland's Low-A squad in Mahoning Valley. The switch-hitter played 19 professional seasons, including 16 at the MLB level, spending time with Cleveland, Boston, and Detroit. Over 1,973 career big league games, Martinez piled up 2,153 hits, 423 doubles, three triples, 246 home runs, and 1,178 RBI, earning five AL All-Star nominations (2004, 2007, 2009-10, 2014) and a pair of Silver Slugger awards (2004 & 2014). After his playing career, Martinez founded a 2,400-acre cattle operation called Victoria's Ranch, and watched his horse, King Guillermo, win the 2020 Tampa Bay Derby at odds of 49/1.





**JASON BERE**  
**SPECIAL ASSISTANT TO PLAYER DEVELOPMENT**

Jason Bere joined the Blue Jays organization in 2018 and has since served in the scouting department as well as a Special Assistant to Player Development. Born May 26, 1971 in Cambridge, MA, Bere began his coaching career in 2006 as a special assistant in baseball operations with Cleveland before serving as their Major League bullpen coach for the 2016 & 2017 seasons. Bere played professionally for 15 years, including 11 at the Major League level, spending time with both Chicago teams, Cincinnati, Milwaukee, and Cleveland. He wrapped up his playing career in Buffalo in 2005 with the Triple-A Bisons, then a minor league affiliate of Cleveland. The righty made 211 MLB appearances (203 starts), going 71-65 with a 5.14 ERA while finishing 2nd in AL Rookie of the Year voting in 1993 and earning an All-Star nod in 1994.



**PAT HENTGEN**  
**SPECIAL ASSISTANT TO PLAYER DEVELOPMENT**

Born November 13, 1968 in Detroit, MI, Pat Hentgen has worked in the Blue Jays organization in a variety of roles since retiring from playing in 2004. He has served as a spring training instructor, a team ambassador, a Special Assistant to Player Development, and the Major League team's bullpen coach under John Farrell for the 2011 & 2013 seasons. Selected by the Blue Jays in the 5th round of the 1986 draft, Hentgen spent 10 of his 14 MLB seasons with Toronto. Over 344 big league appearances (306 starts), he compiled a 131-112 record and a 4.32 ERA, earning three All-Star nods, winning a World Series Championship in 1993, and was named the first Cy Young Award winner in Blue Jays history in 1996. He sits 5th all-time in franchise history in wins (107), games started (238), strikeouts (1,028), and shutouts (9). Hentgen was inducted into the Canadian Baseball Hall of Fame on June 18, 2016.



**PAUL QUANTRILL**  
**SPECIAL ASSISTANT TO PLAYER DEVELOPMENT**

A native of London, ON, Paul Quantrill spent six of his 14 Major League seasons with the Blue Jays, going 30-34 with a 3.67 ERA over 386 games (20 starts), the 6th-most games played in franchise history. He led the league in games played in four straight seasons (AL - 2001 & 2004, NL - 2002-03) and was named to the AL All-Star team in his final season with the club in 2001. The 55-year old has served as a coach for Team Canada during the World Baseball Classics in 2009, 2013, 2017, and 2023, and was inducted into the Canadian Baseball Hall of Fame on June 19, 2010.



**TIM RAINES**  
**SPECIAL ASSISTANT TO PLAYER DEVELOPMENT**

Born September 13, 1959 in Sanford, FL, 2024 marks Tim Raines' 12th season with the Blue Jays and his seventh in this role. He previously held the position of Outfield/Baserunning Coordinator from 2013-2017. Raines was inducted into the Baseball Hall of Fame on July 30, 2017, and was also inducted into the Canadian Baseball Hall of Fame in 2013. The outfielder spent 23 seasons in the Major Leagues with Montreal (1980-1990, 2001), Chicago-AL (1991-1995), New York-AL (1996-1998), Oakland (1999), Baltimore (2001) and Florida (2002). He hit .294 (2,605 hits) with 170 home runs, 980 RBI, 808 stolen bases and a .385 OBP. Among the all-time leaders, he ranks fifth in stolen bases, 38th in walks and is tied for 80th in hits. Raines had his #30 uniform retired by the Expos on June 19, 2004. He made his managerial debut with Class-A Brevard County in the Expos' organization, posting a 53-72 record in 2004. He then spent three seasons in the White Sox' system, including two with the Major League club from 2005-2006. In 2005, Raines was the First Base Coach on the World Series Championship team and was Bench Coach in 2006. He now has four children and resides just outside of Phoenix, Arizona.



**DEVON WHITE**  
**SPECIAL ASSISTANT TO PLAYER DEVELOPMENT**

Devon White enters his second season as Special Assistant to Player Development. He made his coaching debut with the Triple-A Buffalo Bisons in 2017 and then moved into the role of Position Coach for the 2018-2022 campaigns. Prior to joining the Blue Jays, the centerfielder served as outfield and baserunning coordinator for Washington (2008-2010) and baserunning coordinator for the Chicago White Sox (2011-2012). The native of Kingston, Jamaica, was drafted by the Los Angeles Angels in 1981 and traded to the Blue Jays in 1990. He then won two World Series Championships with Toronto in 1992 and 1993, and added another ring with Florida in 1997. White was named an All-Star on three occasions during his 17-year Major League career, claiming seven Gold Glove Awards along the way.





**RYAN MITTLEMAN**  
**VICE PRESIDENT, PROFESSIONAL SCOUTING**

Ryan Mittleman joined the organization in 2005 as Manager of Baseball Information in the communications department. He then moved into the scouting department in 2006 and spent the next five seasons as the Coordinator of Amateur Scouting. Mittleman became Assistant Scouting Director in 2011 before spending 2012 as a Pro Scout, and spent 2013-2014 as Coordinator of Advance Scouting and Video. Mittleman served as Major League Advance Scouting Coordinator from 2015-2016, providing advance scouting and handling in-game replay operations, was the Director of Professional Scouting from 2017-2023, and now enters his first year as Vice President, Pro Scouting. Born in Providence, Rhode Island, he has resided in Toronto since 1985. Mittleman excelled in hockey, playing on the US under-17 and under-18 teams, winning silver medals with both squads while leading the under-17 club in goals. He attended Boston College, and played Division I hockey for the Eagles from 1995-1997.



**SHANE FARRELL**  
**DIRECTOR, AMATEUR SCOUTING**

Shane Farrell is entering his fifth season with the organization, having joined the Blue Jays in January, 2020. He works with Tony Lacava to oversee the Amateur Scouting process and also collaborates with the High Performance, Research & Development, and Player Development departments to advance information streams and help integrate players into the Blue Jays Minor League system. Farrell previously worked for the Chicago Cubs as a West Coast Crosschecker. He started in the Cubs' front office in 2012 as an Amateur Scouting Assistant before becoming an Area Scout in 2017. Farrell was raised in a baseball family – his father, John, is a former Blue Jays Manager; his older brother, Jeremy, is the Director of Player Development with the Cincinnati Reds; his younger brother, Luke, has pitched for the Royals, Reds, Cubs, Rangers, and Twins over the course of his six-year career; and Shane was drafted by the Blue Jays in the 46th round of the 2011 Draft. He currently resides in Dunedin, FL, with his wife, Elizabeth, and daughters, Payton and Palmer.



**JOSE "SANDY" ROSARIO**  
**DIRECTOR, INTERNATIONAL OPERATIONS**

Jose Sandy Rosario Valdez resides in his hometown of Santo Domingo, Dominican Republic, with his wife and three children: Joshua, Claudia, and Sandy Jr. He played as an amateur in the Parallel League and served as a bullpen catcher for the DSL Pirates in 1994. He studied engineering at the University Autonoma of Santo Domingo and completed his degree in 2000. Rosario worked with the Montreal Expos from February, 2002 until October, 2006 as Director of Scouting and Development in the Dominican. He then went to the Mets as an Area Scout in November, 2006 until October, 2011. Rosario joined the Toronto Blue Jays as Director of Scouting, Dominican Republic in November of 2011, served as Director, Latin America Operations from February of 2016 until he was promoted to his current role of Director, International Operations on November 19, 2018. He has participated in the signings of players such as: Atahualpa Severino, Michael Martinez, Henry Mejia, Juerys Familia, Armando Rodriguez, Juan Jaime, Miguel Castro, Lourdes Gurril Jr., Richard Ureña, Jose Fernandez, Yimi Cordero, and Vladimir Guerrero Jr.



**LORENZO PEREZ**  
**SUPERVISOR, INTERNATIONAL SCOUTING**

Lorenzo Antonio Pérez enters his second season as Supervisor, International Scouting. He was born on February 1, 1979 in Salcedo, Dominican Republic. Perez studied Business at OIM University and played amateur baseball. He has been an International Scout for 17 years, the longest tenure in Toronto's international scouting department. He has been covering México, Colombia, Venezuela and Panamá, and has played an integral role in the evaluation and signing of all Dominican players in the Blue Jays' system.



**LUIS NATERA**  
**SUPERVISOR, DOMINICAN SCOUTING**

Luis Natera was promoted to his current position in 2021, supervising the evaluation of all amateur players in the Dominican. He started his scouting career with the Blue Jays in 2014 as the Dominican Republic Video Coordinator and was promoted to Area Scout in 2016. Natera also plays a vital role for the Dominican Winter League Toros del Este, working in their baseball operations department and advanced scouting, and won a championship with them in 2020. His father, Luis Octavio Natera, was a Major League Hitting Coach with the Mets in 2014. Natera signed with the New York Mets in 2009 and played one season of professional baseball with New York's Dominican Summer League squad. He was born in San Pedro, Dominican Republic, where he now lives with his wife and daughter.





**JOSE CONTRERAS**  
**VENEZUELAN SCOUTING SUPERVISOR**

José Aurelio Contreras Molina was signed by the Montreal Expos in 2001 and played in Montreal's system for five years, reaching the A-ball level. He also played in the St. Louis Cardinals' system in 2007 and joined the Quebec Capitals of the Can-Am League in 2008. Contreras worked as a scout and infield coach for the New York Mets from 2010-2011 before joining the Blue Jays in 2012 as a scout and coach in Latin America. He also served as a First Base Coach for the Guaira Sharks in the Venezuelan professional league in 2016. Contreras was promoted to his current position in January of 2018 and now lives with his wife and two daughters in Caracas, Venezuela.



**AARON ACOSTA**  
**MEXICAN SCOUTING SUPERVISOR**

Aaron Acosta played 20 years of professional baseball in the Mexican (summer) Baseball League (LMB) and 13 years in the Mexican (Winter) Pacific League (LMP). He appeared in two all-star games in the LMB and one all-star game in the LMP. He was named Pitcher of the Year while with the Venados de Mazatlán in 1994. He played in the Caribbean Series in 1995 with San Juan, Puerto Rico and 1998 with Puerto La Cruz, Venezuela. Acosta retired as a player in 2010 and started working with the Venados de Mazatlán as a scout. He went on to work for the Tampa Bay Rays as a scout from 2013 to 2016. Acosta studied mechanical electrical engineering at the University of Veracruzana. He was named to his current position with the Blue Jays in 2016.



**HARRY EINBINDER**  
**ASSISTANT DIRECTOR, INTERNATIONAL SCOUTING**

Harry Einbinder was promoted to his current position for the 2023 season, having served as Manager, Amateur & International Scouting since 2017. He originally joined the Blue Jays in the ticket sales department in 2005 and moved into Baseball Operations as an intern in 2008 before being appointed to Assistant, Baseball Research in 2009. Einbinder became Scouting Coordinator in 2010 and remained in that role until 2015, when he served as Coordinator, Advance Scouting and Video. In 2007, he worked at the Mexican Baseball Academy in El Carmen, Nuevo Leon, Mexico. Born in New York, NY, Einbinder graduated from Cornell and earned his MBA at the University of Toronto. He holds dual citizenship and lives in Toronto with his wife and two daughters.



**FRANCISCO PLASENCIA**  
**SCOUTING COORDINATOR, SOUTH AMERICA**

Francisco Plasencia evaluates players in Venezuela in addition to supervising operations in Nicaragua, Panama, Colombia, Brazil, Curacao, and Aruba. He started working for the Blue Jays as an Area Scout in 2015 and was promoted to current role in 2020. His signed players include Gabriel Moreno, Alejandro Melean, Dahian Santos, and Yhoangel Aponte. Francisco played in the Brewers' and Nationals' systems from 2001-2010 as well as Winter Ball for Tiburones de La Guaira and Aguilas de Zulia. He now resides in Valencia, VZ, with his wife and four children.



**KORY LAFRENIERE**  
**ASSISTANT DIRECTOR, AMATEUR SCOUTING**

Kory Lafreniere is entering his 11th season with the Blue Jays in Toronto. He was promoted to his current role for the 2023 campaign after spending the previous three seasons as Manager, Amateur Scouting, which followed four years as Scouting Coordinator. He works closely with the amateur scouting staff and front office in preparation for the amateur draft. Prior to joining the Blue Jays in Toronto, Lafreniere interned with two Blue Jays affiliates, Vancouver and Bluefield, and the Toronto Raptors. Born and raised in Sault Ste. Marie, ON, Lafreniere graduated from Laurentian University in 2013.



## PROFESSIONAL SCOUTS



**Matt Anderson**  
*Player Personnel  
Coordinator*



**John Babocsi**  
*Assistant Director,  
Pro Scouting*



**Blake Bentley**  
*Player Personnel  
Coordinator*



**Kevin Briand**  
*Professional Scout*



**Sal Butera**  
*Major League Scout*



**Carson Cistulli**  
*Assistant Director,  
Player Personnel*



**Justin Coleman**  
*Professional Scout*



**Megan Evans**  
*Professional Scout*



**Tommy Farah**  
*Senior Analyst, Pro  
Scouting*



**Adam Guttridge**  
*Player Personnel  
Specialist*



**Jon Lalonde**  
*Player Personnel  
Manager*



**Bryan Lee**  
*Manager, Pro  
Scouting*



**Marc Lippman**  
*Player Personnel  
Coordinator*



**Nick Manno**  
*Player Personnel  
Manager*




**David May Jr.**  
*Professional Scout*



**Tim Rooney**  
*Player Personnel  
Coordinator*



**Hideaki Sato**  
*Coordinator, Pacific  
Rim Operations*



**Dean Steinman**  
*Professional Scout*



**Brent Urcheck**  
*Player Personnel  
Manager*



**Stephen Yoo**  
*Professional Scout*







**Brandon Bishoff**  
*Regional  
Crosschecker*



**Chris Curtis**  
*Regional  
Crosschecker*



**C.J. Ebarb**  
*National  
Crosschecker*



**Brian Johnston**  
*Amateur &  
International  
Crosschecker*



**Chris Lionetti**  
*Coordinator, Amateur  
Scouting Projects*



**Greg Runser**  
*Regional  
Crosschecker*



**Noah St. Urbain**  
*Regional  
Crosschecker*



**Paul Tinnell**  
*Amateur  
Crosschecker*



**Marc Tramuta**  
*Special Assistant,  
Player Personnel*



**Michael Youngberg**  
*Coordinator, Amateur  
Player Evaluation*

## 10 HOME RUN GAME

The Blue Jays etched a page in the MLB record book with a 10-homer performance against the Baltimore Orioles on Sept. 14, 1987. Following is a list of highlights from that game:

In the 18-3 victory the Blue Jays received homers from Ernie Whitt (3), Goerge Bell (2), Rance Mulliniks (2), Fred McGriff (1), Rob Ducey (1) and Lloyd Moseby (1). The clubs combined to hit 11 home runs in the game, to tie the Major League mark. A club record of 53 total bases in the game was set, which is tied for 5th most all-time.



## AREA SCOUTS



**Adam Arnold**  
Phoenix, AZ



**Coulson Barbiche**  
Midlothian, VA



**Tom Burns**  
Harrisburg, PA



**Adrian Casanova**  
Miami, FL



**Tony Cho**  
Oceanside, CA



**Ryan Fox**  
Yakima, WA



**Patrick Griffin**  
Canada



**Pete Holmes**  
Boston, MA



**Matt Huck**  
Chicago, IL



**Brad Jacob**  
Dallas, TX



**Ryan Leake**  
Rocklin, CA



**Nate Murrie**  
Bowling Green, KY



**Don Norris**  
Hoover, AL



**Matt O'Brien**  
Clermont, FL



**Wes Penick**  
Clive, IA



**Steve Riha**  
Houston, TX



**Bud Smith**  
Lakewood, CA



**Austin Upshaw**  
Kennesaw, GA

BIOGRAPHIES

LAST SEASON

HISTORY

RECORDS

OPPONENTS

PLAYER DEV.

MEDIA & MISC.






## AMATEUR SCOUTING STAFF



**Joey Aversa**  
*Scout, Fountain Valley, CA*



**Calvin Culver**  
*Development Scout, West*



**Jay Lapp**  
*Canadian Scout, London, ON*



**Jim Lentine**  
*Scout, San Clemente, CA*



**Jesse Levine**  
*Coordinator, Amateur Scouting*



**Jasmin Roy**  
*Canadian Scout, Longueuil, QC*



**Roberto Santana**  
*Scout, Puerto Rico*



**Rene Tosoni**  
*Canadian Scout, Coquitlam, BC*



**Chris Weikel**  
*Amateur Scouting Research Specialist*



**Spencer Witte**  
*Pitching Analyst*

BIOGRAPHIES

LAST SEASON

HISTORY

RECORDS

OPPONENTS

PLAYER DEV.

MEDIA & MISC.



## INTERNATIONAL SCOUTS



**Tyler Baldwin**  
International Scouting  
Coordinator



**Franklin Briceno**  
International Video  
Coordinator -  
Caracas, VZ



**Luciano Del  
Rosario**  
Santo Domingo, DR



**Oscar Delgado**  
Oriente, VZ



**Jhoan Gomez**  
Mao, DR



**Miguel Leal**  
Maracay, VZ




**Alirio Ledezma**  
Maracaibo, VZ



**Matthew McCue**  
International Scouting  
Analyst



**Jose Natera**  
San Pedro de  
Macoris, DR



**Manuel Parra**  
International Video  
Assistant



**Julio Ramirez**  
Sr. Coordinator,  
International Scouting



**Enmanuel Rojo**  
Santo Domingo, DR



**Boris Rothermundt**  
Part-Time Scout,  
Europe



**Daniel Sotelo**  
Managua, NIC



**Alex Zapata**  
Colon, PAN



# 2024 MINOR LEAGUE INSTRUCTORS

## DUNCAN, Eric

Field Coordinator

- Eric Duncan begins his second season with Toronto as Field Coordinator, leading defense, baserunning, and practice design initiatives...Served as Major League Quality Control Coach for the Miami Marlins in 2022, following several years on their Major League staff in hitting-focused roles, including Hitting Coach from 2020-2021...Coached at Seton Hall University from 2013-2016 before taking on Hitting Coach duties with the Advanced-A Tampa Yankees from 2017-2018.
- Attended Seton Hall University and went on to play in the minors for the Yankees (2003-2009), Braves (2010), Cardinals (2011), and Royals (2012), reaching as high as Triple-A from 2006-2009.

### MANAGERIAL/COACHING CAREER

2017-18	Hitting Coach, Tampa, Florida State League (Yankees)
2019	Hitting Coordinator & Assistant Hitting Coach, Miami Marlins
2020-21	Hitting Coach, Miami Marlins
2022	Major League Quality Control Coach, Miami Marlins
2023-	Field Coordinator, Toronto Blue Jays



## TAMARGO Jr., John

Short-Season Field Coordinator

- Entering his fifth year in the role of Short-Season Field Coordinator, in which he primarily works with the GCL and DSL affiliates, and will focus on team environment, competitive culture, team fundamentals, in-game strategies and base running...2024 marks his 15th season with the organization, having served as a Hitting Coach, Manager, Hitting Coordinator, and Latin American Field Coordinator...Also spent five years coaching within the Astros' system, from 2004-2008.
- Attended the University of Florida and played seven Minor League seasons with the Mets and Astros, reaching as high as Triple-A.

### MANAGERIAL/COACHING CAREER

2004	Position Coach, Carolina League (Astros)
2005-08	Hitting Coach, Corus Christi, Texas League (Astros)
2010-11	Hitting Coach, Lansing, Midwest League (Blue Jays)
2012-14	Manager, Lansing, Midwest League (Blue Jays)
2015	Hitting Coach, Dunedin, Florida State League (Blue Jays)
2016	Manager, Vancouver, Midwest League (Blue Jays)
2017-18	Manager, DSL Blue Jays (Blue Jays)
2019	Latin American Field Coordinator, Toronto Blue Jays
2020-	Short-Season Field Coordinator, Toronto Blue Jays



## PARRY, Craig

Hitting Coordinator

- Craig Parry enters his second season with the organization as Hitting Coordinator, previously working for Abilene Christian University where he served as Hitting Coach for four years...Has also coached with Miles Community College, Sacramento State University, Dallas Baptist University, Southern Arkansas University, and the University of Arkansas.
- Graduated from South Dakota State University and then landed a Masters in Sport Administration from American Public University...Played at Miles Community College and South Dakota State University before he was drafted by the Pittsburgh Pirates in 2008...Played in 63 Minor League games from 2008-2009 at the Rookie and Class-A levels.

### MANAGERIAL/COACHING CAREER

2023-	Hitting Coordinator, Toronto Blue Jays
-------	--



## SOLANO, Danny

Infield Coordinator

- Going into his eighth season in this role...Joined the coaching ranks, assisting with the Blue Jays Extended Spring Training program at the end of the 2006 season, before becoming a coach with the Gulf Coast squad...In 2012, assisted Chad Mottola with Hitting Coach duties at Triple-A Las Vegas...Spent 2015-2016 as Minor League Infield Coach before assuming the role of Infield Coordinator in 2017.
- Signed as an undrafted free agent by Texas in 1996...Then signed with Toronto in May of 2002...Played nine seasons in the minors, reaching Triple-A while with Syracuse from 2004-2006...In 861 career games, posted a .248 average with 32 home runs and 292 RBI...Played 99 games at 2B, 198 at 3B and 529 at SS.

### MANAGERIAL/COACHING CAREER

2007-11	Coach, Gulf Coast League (Blue Jays)
2012	Assistant Hitting Coach, Las Vegas (Blue Jays)
2013-14	Coach, Gulf Coast League (Blue Jays)
2015-16	Minor League Infield Coach, (Blue Jays)
2017-	Infield Coordinator (Blue Jays)



BIOGRAPHIES

LAST SEASON

HISTORY

RECORDS

OPPONENTS

PLAYER DEV.

MEDIA & MISC.



**POPHAM, Cory****Pitching Coordinator**

- Taking on the role of Pitching Coordinator for the second straight season...Signed on to serve as Pitching Coach of the GCL Blue Jays for the cancelled 2020 season, while also handling the role of Pitching Development Coordinator for the organization from 2020-2022...Spent his 2019 campaign with Dominican Summer League squad as an Assistant Pitching Coach...Was Pitching Coach for the NCAA Division II Post Eagles in 2018.
- Pitched for two seasons (2013 and 2015) at the University of the Pacific in Stockton, CA.

**MANAGERIAL/COACHING CAREER**

2019	Assistant Pitching Coach, GCL Blue Jays, Gulf Coast League (Blue Jays)
2020-22	Pitching Development Coordinator, Toronto Blue Jays
2023-	Pitching Coordinator, Toronto Blue Jays

**HERRMANN, Frank****Coordinator, Pitching Initiatives & Scouting Integration**

- Frank Herrmann is taking on the role of Coordinator, Pitching Initiatives & Scouting Integration for the 2024 season...Joined Toronto's pro scouting department in 2021 and contributed to player development as the Pitching Development Coordinator last year.
- Graduated from Harvard University in 2006...Was a non-drafted free agent and signed with Cleveland in 2005...Played professionally for 16 seasons, reaching the majors with Cleveland (2010-2012) and Philadelphia (2016), before spending five years in the NPB.

**MANAGERIAL/COACHING CAREER**

2023	Pitching Development Coordinator, Toronto Blue Jays
2024-	Coordinator, Pitching Initiatives & Scouting Integration, Toronto Blue Jays

**MEINHOLD, Ricky****Pitching Development Coordinator**

- Ricky enters his first year with the Blue Jays organization as Pitching Development Coordinator. Over the course of 11 years in professional baseball, he has played major roles in Major League pitching, minor league development, and scouting at all levels world-wide with the St. Louis Cardinals, New York Mets, and Lotte Giants (KBO). Recently was the Pitching Coach at the University of Missouri (2022) and Appalachian State University (2023). During his time with the Cardinals organization, Meinhold led the evaluation and pitching development of USA Baseball 18U National Team from 2016-20. In 2017, Meinhold was the pitching coach of the WBSC 18U World Champion USA team in Thunder Bay, Ontario, Canada.
- Graduated from Drury University in 2008 with a Bachelor of Arts in Kinesiology and Exercise Science before receiving his Masters in Sports Administration from Coker College in 2014...Played three years of independent ball for Windy City and Gateway...Is married to his wife, Hillary, with whom they have two children, Carter and Charlie.

**MANAGERIAL/COACHING CAREER**

2024-	Pitching Development Coordinator, Toronto Blue Jays
-------	---

**PAUL, Josh****Catching Coordinator**

- Josh Paul enters his second year with the Blue Jays as Catching Coordinator...Spent the previous three seasons with the Tigers as their Major League Quality Control Coach and Catching Coach...Served as Bench Coach for the Angels from 2018-2019...Worked for nine years in the Yankees' system as a Minor League Manager (2009-2010), Professional Scout (2011-2014), and Catching Coordinator (2015-2017).
- Drafted in the 2nd round by the White Sox out of Vanderbilt University in 1996...Played as a Major League catcher over nine seasons (1999-2007) for the White Sox, Angels, Cubs, and Rays, batting .244 over 321 contests.

**MANAGERIAL/COACHING CAREER**

2009-10	Manager, Staten Island, New York-Penn League (Yankees)
2015-17	Catching Coordinator, New York Yankees
2018-19	Bench Coach, Los Angeles Angels
2020-22	Major League Quality Control Coach & Catching Coach, Detroit Tigers
2023-	Catching Coordinator, Toronto Blue Jays





# MINOR LEAGUE AFFILIATES

## BUFFALO BIONS

### INTERNATIONAL LEAGUE, EAST DIVISION

#### Sahlen Field

One James D. Griffin Plaza, Buffalo, NY 14203

Phone ..... (716) 846-2000  
 Fax ..... (716) 852-6530  
 Website ..... www.bions.com  
 Email ..... info@bions.com  
 Owner/Senior Chairman ..... Robert E. Rich Jr.  
 Chairman/Rich Products Corporation Exec. Chairman,  
 R.E.G. .... Melinda R. Rich  
 President/Rich Entertainment Group, Senior VP, Finance &  
 Family Office ..... Joseph W. Segarra  
 President, Rich Baseball Operations ..... Michael Buczkowski  
 Vice President, Operations & Finance ..... Kevin Parkinson  
 Vice President, Food Service Operations ..... Robert Free  
 General Manager ..... Anthony Sprague  
 Vice President, Secretary ..... William G. Gisel Jr.  
 Corporate Counsel ..... Jill K. Bond, William E. Grieshaber Jr.  
 Assistant GM/Marketing & PR ..... Brad Bisbing  
 Executive Assistant ..... Tina Leshner  
 Director, Corporate Sales ..... Jim Harrington  
 Director, Sales ..... Geoff Lundquist  
 Director, Ticket Office Operations ..... Mike Poreda  
 Director, Stadium Operations ..... Brian Phillips  
 RBO Retail, Licensing & Entertainment Manager ..... Theresa Cerabone  
 "Voice of the Bions"/Media, Baseball Communications .....  
 Pat Malacaro  
 Digital & Social Content Coordinator ..... Marissa Packard  
 Graphic Designer ..... Ally Marciano  
 Entertainment & Promotions Coordinator ..... Amanda Ballester  
 Video & Digital Productions Coordinator ..... C.J. Gates  
 General Manager, Food Service Operations ..... Sean Regan  
 Commissary Manager ..... Eugene Steele  
 Supervisor, Food Service Operations ..... Curt Anderson

Manager, Pub at the Park ..... Kailey Gyorffy  
 Kitchen Manager, Pub at the Park ..... Dean Williams  
 Community Relations/Receptionist ..... Gail Hodges  
 Accounting Manager, Rich Baseball Operations .....  
 Chas Fiscella  
 Accountant ..... Amy Delaney  
 Payroll Administrator ..... Tori Dwyer  
 Ticket Office & Sales Coordinator ..... Arianna Musialowski  
 Account Executive ..... Sara Acker  
 Account Executive ..... Mark Gordon  
 Account Executive ..... Shaun O'LAY  
 Chief Engineer ..... Gerald Hamilton  
 Engineers ..... Mark Becht, Jonathan Pappagallo  
 Head Groundskeeper ..... Kelly Rensel  
 Home Clubhouse/Baseball Operations ..... Scott Leshner  
 Visiting Clubhouse Manager ..... Bryan Aichinger  
 Manager ..... Casey Candaele  
 Bench Coach ..... Donnie Murphy  
 Pitching Coach ..... Drew Hayes  
 Hitting Coach ..... Ryan Long  
 Position Coach ..... Justin Echevarria  
 Bullpen Coach ..... Anthony Gomez  
 Head Athletic Trainer ..... Caleb Daniel  
 Head Strength and Conditioning Coach ..... Tommy LaBriola  
 Asst. Strength and Conditioning Coach ..... Taylor Whitley  
 Physical Therapist ..... Joe Hallock  
 Nutritionist ..... Yuka Sanui  
 Technology Assistant ..... Trevor Reformart  
 Stadium ..... Sahlen Field  
 Seating Capacity ..... 16,600  
 Outfield Distances ..... LF-325, CF-404, RF-325, LCF-371,  
 RCf-367

## NEW HAMPSHIRE FISHER CATS

### EASTERN LEAGUE, NORTHEAST DIVISION

#### Delta Dental Stadium

One Line Drive, Manchester, NH 03101

Phone ..... (603) 641-2005  
 Fax ..... (603) 641-2055  
 Website ..... www.nfishercats.com  
 Email ..... info@nfishercats.com  
 Ownership ..... Diamond Baseball Holdings  
 President ..... Rick Brenner  
 General Manager ..... Mike Neis  
 Assistant General Manager ..... Brandon Caron  
 Director, Finance ..... Laurie Levesque  
 Executive Director, Sales & Corporate Partnerships  
 Stephanie O'Quinn  
 Manager, Member Services ..... Nate Newcombe  
 Manager, Ticket Sales ..... Caleb Baum  
 Manager, Ticket Operations ..... Derek Dingley  
 Account Executive, Ticket Sales ..... Wesley Bryan  
 Account Executive, Ticket Sales ..... Jackson Cain  
 Account Executive, Ticket Sales ..... Nathan Ward  
 Senior Manager, Marketing & Promotions ..... Andrew Marais  
 Manager, Broadcasting & Media Relations ..... Chris Jared  
 Manager, Fan Experience & Creative Services ..... Amy Cecil  
 Senior Manager, Corporate Partnerships ..... Sydney Peterson  
 Manager, Partnership Management ..... Aubrey Smith  
 Director, Field Operations ..... Mike Georgiadis

Senior Manager, Special Events ..... Casey DeStefano  
 Manager, Stadium Operations ..... Darrell Farley  
 Manager, Retail Merchandise ..... Jacob Madsen  
 Assistant Manager, Field Operations ..... Brad Zonghetti  
 Coordinator, Special Events ..... Jake Levert  
 Manager ..... Cesar Martin  
 Bench Coach ..... Jake McGuiggan  
 Pitching Coach ..... Joel Bonnett  
 Hitting Coach ..... Mitch Huckabay  
 Position Coach ..... George Carroll  
 Position Coach ..... Delta Cleary Jr.  
 Bullpen Coach ..... Eric Yardley  
 Head Athletic Trainer ..... Roelvis Vargas  
 Asst. Athletic Trainer ..... Dalton Holerno  
 Strength and Conditioning Coach ..... Casey Callison  
 Asst. Strength and Conditioning Coach ..... Zach Kollar  
 Nutritionist ..... Stephanie Xavier  
 Mental Performance Coach ..... Raul Pimentel  
 Technology & Coaching Asst ..... Brandon Gonzalez  
 Stadium ..... Delta Dental Stadium  
 Capacity ..... 6,500  
 Outfield Distances ..... LF-326, CF-400, RF-306

BIOGRAPHIES

LAST SEASON

HISTORY

RECORDS

OPPONENTS

PLAYER DEV.

MEDIA & MISC.



# VANCOUVER CANADIANS

## NORTHWEST LEAGUE

**Nat Bailey Stadium**  
4601 Ontario Street, Vancouver, BC V5V 3H4

Phone ..... (604) 872-5232  
 Fax ..... (604) 872-1714  
 Website ..... www.canadiansbaseball.com  
 Email ..... staff@canadiansbaseball.com  
 Operated By ..... Diamond Baseball Holdings  
 Chairman, Vancouver Canadians ..... Jake Kerr  
 Chairman, Canadians Baseball Foundation ..... Jeff Mooney  
 General Manager ..... Allan Bailey  
 Vice President of Sales & Marketing ..... Walter Cosman  
 Assistant General Manager ..... Stephani Ellis  
 Financial Controller ..... Brenda Chmiliar  
 Assistant Financial Controller ..... Charlene Yaroshuk  
 Manager, Broadcasting & Media Relations ..... Tyler Zickel  
 Manager, Ticket Operations ..... Jacob Nakhleh  
 Coordinator, Marketing Services ..... Rosemary Alberts  
 Coordinator, Sales ..... Cooper Mistic  
 Head Groundskeeper ..... Levi Weber

# DUNEDIN BLUE JAYS

## FLORIDA STATE LEAGUE, WEST DIVISION

**TD Ballpark**  
373 Douglas Ave., Dunedin, FL 34698

Phone ..... (727) 733-9302  
 Fax ..... (727) 734-7661  
 Website ..... www.dunedinbluejays.com  
 Email ..... dunedin@bluejays.com  
 Vice President, Florida Operations ..... Shelby Nelson  
 Assistant General Manager ..... Matt Woak  
 Accounting Manager ..... Gayle Gentry  
 Finance & Office Admin. Manager ..... Holly Larsen  
 Florida Business Operations Specialist ..... Mary Anderson  
 Supervisor, Ticket Sales & Operations ..... Mitch Albright  
 Coordinator, Ticket Sales & Service ..... Charles Henderson  
 Specialist, Retail Sales & Operations ..... Zach Bare  
 Coordinator, Retail Sales & Operations ..... Zakki Netzel  
 Coordinator, Graphics & Social Media ..... Alejandra Perez  
 Coordinator, In-Game Entertainment ..... Jensen Maranto  
 Coordinator, Fan Engagement ..... Taylor Johnson  
 Director, Facilities ..... Rob Durr  
 Supervisor of Stadium Operations ..... Justin Williams  
 Ballpark Operations ..... Evan Kaminski  
 Ballpark Operations ..... Kyle Walker  
 Ballpark Attendant ..... Chase Anschutz  
 Administrative Assistant ..... Dea Jones

# FCL BLUE JAYS

## FLORIDA COMPLEX LEAGUE, NORTH DIVISION

**Toronto Blue Jays Player Development Complex**  
3031 Garrison Road, Dunedin, FL 34698

Phone ..... (727) 734-8007  
 Fax ..... (727) 734-8162  
 Manager ..... Andy Fermin  
 Bench Coach ..... Chris Schaeffer  
 Pitching Coach ..... Antonio Caceres  
 Pitching Coach ..... Brendan Kelly  
 Hitting Coach ..... Paul Elliott  
 Hitting Coach ..... Fred Landers  
 Hitting Coach ..... Jaime Lever

# DSL BLUE JAYS

## DOMINICAN SUMMER LEAGUE

**D.R. Academy**  
Boca Chica, Dominican Republic

Manager ..... Danny Canellas  
 Bench Coach ..... Ashley Ponce  
 Pitching Coach ..... Robelin Bautista  
 Hitting Coach ..... Ricardo Nanita  
 Position Coach ..... Jose Mateo  
 Position Coach ..... Luis Silva  
 Position Coach ..... Pepo Fortunado  
 Bullpen Coach ..... Rafael Monsion  
 Asst. Pitching Coach ..... Ramon Marte  
 Head Athletic Trainer ..... Frank Esposito

Manager ..... Brent Lavallee  
 Bench Coach ..... Deiferson Barreto  
 Pitching Coach ..... Austin Bibens-Dirkx  
 Hitting Coach ..... Ryan Wright  
 Position Coach ..... Ashley Stephenson  
 Bullpen Coach ..... Carson Phillips  
 Head Athletic Trainer ..... Rob Shifrin  
 Asst. Athletic Trainer ..... Katie Reyes  
 Head Strength and Conditioning Coach ..... Bailey Forst  
 Asst. Strength and Conditioning Coach ..... Zane Hunt  
 Nutritionist ..... Stephanie Boville  
 Mental Performance Coach ..... Raul Pimentel  
 Technology Assistant ..... Cristian Cordova  
 Home Clubhouse Manager ..... Glenn Hall  
 Stadium ..... Nat Bailey Stadium  
 Capacity ..... 6,413  
 Outfield Distances ..... LF-320, CF-385, RF-335

Head Superintendent ..... Patrick Skunda  
 Assistant Superintendent ..... Chris VanHorn  
 Groundskeeper ..... David Musuraca  
 Florida Ops Clubhouse Manager ..... Bobby Walker  
 Home Clubhouse Coordinator ..... Jake Schettine  
 Senior Manager, Security ..... Jason Weaving  
 Manager ..... Jose Mayorga  
 Bench Coach ..... Matt von Roemer  
 Pitching Coach ..... Cory Riordan  
 Hitting Coach ..... Nash Knight  
 Position Coach ..... Petr Stribrcky  
 Bullpen Coach ..... Yoel Hernandez  
 Head Athletic Trainer ..... Luke Greene  
 Asst. Athletic Trainer ..... Kristen Brooks  
 Strength and Conditioning Coach ..... Joseph Cardona  
 Mental Performance Coach ..... Caitlin Haworth  
 Nutritionist ..... Stephanie Tavel  
 Technology Assistant ..... Samuel Schneider  
 Stadium ..... TD Ballpark  
 Capacity ..... 8,500  
 Outfield Distances ..... LF-328, CF-400, RF-328

Position Coach ..... Jesus Azuaje  
 Development Coach ..... Alex Kachler  
 Head Athletic Trainer ..... Alain Pacheco  
 Asst. Athletic Trainer ..... Brandon Hammerstrom  
 Head Strength and Conditioning Coach ..... Edwin Ortiz  
 Strength and Conditioning Coach ..... Katherine Kali  
 Mental Performance Coach ..... Erika Monsalve  
 Technology Assistant ..... Hugo Belisario  
 Home Field ..... Player Development Complex

Asst. Athletic Trainer ..... Ysidro Reyes  
 Head Strength and Conditioning Coach ..... Imbawer Alvarez  
 Assistant Strength and Conditioning Coach ..... Abimael Lebron  
 Nutrition Assistant ..... Jadtchinie Ritzza Francois  
 Mental Performance Coach ..... Erika Monsalve  
 Technology Assistant ..... Carlos Carvajal  
 Home Field ..... Player Development Complex

BIOGRAPHIES  
 LAST SEASON  
 HISTORY  
 RECORDS  
 OPPONENTS  
 PLAYER DEV.  
 MEDIA & MISC.





# BUFFALO BISONs

## INTERNATIONAL LEAGUE (AAA)



### CANDAELE, Casey – Manager

- Casey Candaele is entering his fourth season as Manager of the Bisons...Split time in 2022 managing Buffalo and serving as Interim Bench Coach in Toronto...Put up a 71-46 record in 2021 in which he led the Bisons to their first division championship since 2005 and was named Triple-A East Co-Manager of the Year...Served as Field Coordinator in 2020 and 2021...Spent the prior two seasons as Manager for Dunedin (2018) and Vancouver (2019)...Began his coaching career at San Luis Obispo High School...In 2011, became the Infield and Baserunning Coordinator for the Texas Rangers, and was promoted to Field Coordinator in 2015, a position he held for one year before the Seattle Mariners hired him to be their First Base Coach.
- Played at the University of Arizona where he helped the team win the National Championship in 1980...Signed by the Expos as an undrafted free agent in 1982 and played parts of nine seasons with the Expos, Astros, and Indians, combining to bat .250 with 11 home runs and 139 RBI.



RECORD AS MANAGER	W-L	PCT
CAREER TOTALS	330-295	.528


### MURPHY, Donnie – Bench Coach

- Entering his first campaign as the Bisons Bench Coach...Spent the last two seasons as Dunedin's Manager, going a combined 128-133...Made his debut as Manager for High-A Vancouver in 2021...Was Double-A New Hampshire's Hitting Coach for the 2019 campaign and spent 2018 as Hitting Coach for Advanced-A Dunedin...Served as Class-A Lansing's Hitting Coach in 2016.
- Drafted by Kansas City in the 5th round of the 2002 MLB First-Year Player Draft and put together a 14-year professional career...Spent time in the Kansas City, Oakland, Miami, Chicago (NL), Texas, Cincinnati, Atlanta, and Milwaukee organizations before retiring in 2015...Made his Major League debut on September 18, 2004 while with Kansas City...In 335 career Major League games, hit .212 with 33 home runs and 119 RBI.



### HAYES, Drew – Pitching Coach

- Entering his fourth season with the organization and his first with Buffalo...Served as New Hampshire's Pitching Coach in 2023, Dunedin's Pitching Coach in 2022, and Dunedin's Development Coach in 2021...Previously worked at Trinity Christian Academy where he coached baseball and football while teaching English & Government...Resides in McKenzie, TN, with his wife, Mariah.
- The Vanderbilt University product, was drafted by the Reds in 2010 and played seven seasons in the organization, reaching the Majors for six appearances in 2016.



### LONG, Ryan – Hitting Coach

- Heading into his first season in the Blue Jays organization...Spent the last four seasons working for the Lotte Giants of the KBO based in Busan, South Korea...Prior to that, served as a hitting coach at various levels in the Pirates organization for 11 seasons...Also worked for the Royals for two seasons and began his coaching career with the White Sox in 2001.
- Selected out of High School in the 2nd round of the 1991 draft by the Royals and played professionally for 10 seasons...Appeared in six games for the Royals' big league club in 1997, picking up a pair of hits and a pair of RBIs...Grew up in the Houston area...Is married to his wife, Olivia, with whom he has a son named Easton.



### ECHEVARRIA, Justin – Position Coach

- Heading into his second season as a Position Coach...Spent the prior two seasons as Hitting Coach in the FCL, also taking a role in coaching young catchers...Prior to joining the Blue Jays, coached at the collegiate level with stops at the Division 1, 2, and JUCO levels where he served as Catching Coach and Assistant Hitting Coach...Also runs and Catching Training Program, dedicated to the growth and development of elite defensive catcher in the Long Island/Northern NJ area.
- Drafted by the San Diego Padres out of Stony Brook University in 2010 as a catcher and played Rookie-ball in the AZL that season.



### GOMEZ, Anthony – Bullpen Coach

- Going into his second season with the Blue Jays organization and his first with Buffalo...Spent the 2023 campaign as New Hampshire's Bullpen Coach...Prior to the Blue Jays, Gomez served as Director of Player Development at PRP Baseball.
- Played collegiately at Ball State University where he obtained a degree in Actuarial Science.





BIOGRAPHIES

LAST SEASON

HISTORY

RECORDS

OPPONENTS

PLAYER DEV.

MEDIA & MISC.



# NEW HAMPSHIRE FISHER CATS

## EASTERN LEAGUE (AA)

### MARTIN, Cesar – Manager

- Going into his fourth season as Manager for New Hampshire, having taken the role prior to the 2020 cancelled season...Spent 2019 managing Advanced-A Dunedin to a first-place finish with an 80-55 record, and was named the Florida State League Manager of the Year...After the season, managed the Scottsdale Scorpions in the Arizona Fall League...Served the previous two years managing Class-A Lansing...Was the Gulf Coast League (Rookie) Manager from 2015-2016, claiming the 2015 Northwest Division title...Spent 2014 as Rookie-level Bluefield's Hitting Coach...Spent 2003-2013 with the DSL team, starting as a coach before becoming manager.
- Signed with the Blue Jays as a Minor League player on July 2, 1998...Started his playing career in the DSL in 1999...Moved up to Rookie-level Medicine Hat in 2001 and played his final season in Class-A (short) Auburn in 2002.

RECORD AS MANAGER	W-L	PCT
CAREER TOTALS	474-430	.524



### McGUIGGAN, Jake – Bench Coach

- Joined the Blue Jays during the 2018 season as an affiliate intern with Rookie-level Bluefield... There he developed a passion for Player Development and an interest in coaching, leading to the creation of the Development Coach role for the 2019 season...Spent the 2019 season on staff with Advanced-A Dunedin and spent four seasons as Development Coach with Triple-A Buffalo... Joins the Fisher Cats as Bench Coach for the 2024 campaign.
- Graduated from Harvard College in 2015 with a degree in Government...Played three seasons of independent baseball in the Can-Am League (2015) and Atlantic League (2016-2017).



### BONNETT, Joel – Pitching Coach

- Entering his third year in professional baseball, his second as a Pitching Coach, and his first with New Hampshire...Spent the 2022 season as Bullpen Coach with High-A Vancouver and 2023 as the Canadians Pitching Coach...Started as a Pitching Coach at The University of Illinois Springfield and worked in the same role at Southwest Minnesota State University, Hendrix College, and Benedictine University.
- The native of Springfield, IL, played four seasons at NCAA III North Park University, spending time as both a starter and a closer...Finished his career 7th all-time in appearances (23) and 4th all-time in saves (7)...Was an all-conference second team honoree as a senior 2012, while in 2010 he earned the Rawlings/American Baseball Coaches Association (ABCA) All-Central Region Gold Glove Award.



### HUCKABAY, Mitch – Hitting Coach

- Entering his second year in the organization, both as New Hampshire's Hitting Coach...Has made coaching stops at Sam Houston State University, Northeast Texas Community College, LSU - Shreveport, and Southern Arkansas University.
- Attended Southern Arkansas University where he obtained a Master's of Science in Kinesiology... Played two seasons at Northwestern State and one for Arkansas - Fort Smith.



## CARROLL, George – Position Coach

- Taking on the role of Position Coach for a first season with New Hampshire...Spent the last two seasons as a Bench Coach, doing so with Dunedin in 2023 and with the FCL group in 2022... Served as Position Coach for Low-A Dunedin in 2021...The former catcher and first baseman spent the prior three seasons with GCL Blue Jays, starting as a player in 2017 before transitioning to Position Coach for the following two campaigns...He has also served as Catching Coach and Hitting Coach for IMG in Bradenton, FL, in 2014, and has served as an Instructor at Baseball Factory since 2015.
- The New York Institute of Technology grad signed with Toronto in 2011 and played for Rookie-level Bluefield for two seasons...He signed another Minor League deal with the club in 2017 and was assigned to Advanced-A Dunedin but did not play.



## CLEARY Jr., Delta – Position Coach

- Beginning his second year in the organization and his first as a Position Coach with the Fisher Cats...Spent the 2023 campaign as a Position Coach job at the complex...Has managed a collegiate summer league team and is the Director of Operations at Delta Cleary Baseball.
- Attended Louisiana State - Eunice and was drafted by the Rockies in 2008...Played Minor League baseball for Colorado and Washington, reaching as high as Triple-A in 2014...Suited up for three seasons of independent ball in the Atlantic League and spent a season each in the Mexican and Venezuelan Winter Leagues.



## YARDLEY, Eric – Bullpen Coach

- Entering his first season in the coaching ranks, beginning his coaching career as a bullpen coach for the New Hampshire Fisher Cats.
- Was born and raised in Richland, Washington...Attended Seattle University where he earned a Bachelor of Arts in Humanities for Teaching degree with a minor in Mathematics...While in college, Eric pitched all four years for the baseball team and would eventually be inducted into the Seattle University Athletics Hall of Fame in 2019...After college, Eric was signed as an undrafted free agent by the San Diego Padres in 2013...He worked his way through the minor leagues before making his Major League debut on August 21, 2019...Throughout his professional career, Eric spent time in the Padres, Brewers, Cubs, Blue Jays, and Diamondbacks organizations.



### BLUE JAYS, PITCHERS 40+ YEARS OLD TO WIN GAME – ALL-TIME

GAME DATE	PITCHER	OPP	AGE
5/4/2015	R.A. Dickey	vs. Yankees	40 years, 187 days
6/22/2013	Darren Oliver	vs. Orioles	42 years, 259 days
5/11/2013	Darren Oliver	at Red Sox	42 years, 217 days
5/6/2013	Darren Oliver	at Rays	42 years, 212 days
8/27/2012	Darren Oliver	at Yankees	41 years, 326 days
6/23/2012	Darren Oliver	at Marlins	41 years, 261 days
6/19/2012	Darren Oliver	at Brewers	41 years, 257 days
4/20/2002	Dan Plesac	at Yankees	40 years, 75 days
8/29/1998	Dave Stieb	vs. Twins	41 years, 38 days





# VANCOUVER CANADIANS

**NORTHWEST LEAGUE (HIGH-A)**



## LAVALLEE, Brent – Manager

- Entering his third year as Manager in Vancouver and coming off a franchise-best 77-win campaign in 2023 (77-54), Lavallee led the club to its fifth league championship last year (2011-13, 2017)... Served as a Manager for the first time in 2021 while with the FCL Blue Jays...Played at LSU Shreveport until 2009 and joined their coaching staff as a Graduate Assistant in 2010...Started as a full-time assistant in 2012 and was named the Head Coach in 2016...In three years, his teams produced with an overall record of 126-57 and claimed the last two conference championships.
- The North Delta, British Columbia, native played for LSU for five seasons, including a medical red-shirt campaign...Played a total of 200 games and earned 2009 1st Team All-Canada while runner up for Canadian College Baseball Player of the Year.

RECORD AS MANAGER	W-L	PCT
CAREER TOTALS	169-145	.538

## BARRETO, Deiferson – Bench Coach

- Joining the Vancouver staff for the first time after spending last year as the Bench Coach for the DSL Blue Jays...Was a Position Coach with the Dominican squad for the previous two seasons... Started his coaching career in 2018 with Advanced-A Dunedin by assisting the coaching staff...In 2019, was assigned as Assistant Pitching Coach at The Toronto Blue Jays Dominican Academy... That July, he transitioned to the infield coach for the J2 signed players...In 2020, served as Infield Coach for the Dominican Academy and was instrumental in assisting the club with the Venezuelan players who were unable to get back home because of the pandemic.
- Signed with the Toronto Blue Jays as an international free agent in September of 2011....Played as an infielder in the Blue Jays system from 2012-2017, reaching as high as Triple-A Buffalo.

## BIBENS-DIRKX, Austin – Pitching Coach

- Entering his second season on Vancouver's staff and his first as the Pitching Coach...Spent the 2023 campaign as the C's Bullpen Coach after officially retiring as a player last January.
- The native of Salem, OR, was selected out of the University of Portland by the Seattle Mariners in the 16th round of the 2006 draft...Eventually reached the Majors for 37 games while with Texas in 2017 and 2018...Has also pitched in the Venezuelan Winter League, the Dominican Winter League, the Mexican League, and the Chinese Professional Baseball League.

## WRIGHT, Ryan – Hitting Coach


- Made his Minor League coaching debut in 2021, in his current role, after his debut with Class-A Lansing was cancelled in 2020...Began his coaching career at Capital High School in Boise, ID, from 2015-2016...Was a Graduate Assistant at California State University Northridge in 2016... Joined the organization from Montana State University Billings where he was on staff since 2017... Served as the Hitting Coach & Recruiting Coordinator at MSUB...Has also managed the Spearfish Sasquatch Baseball Club in Spearfish, SD (2018-2019), and the Kelowna Falcons Baseball Club in Kelowna, BC (2019).
- Played collegiately at the University of Utah, Treasure Valley Community College, and Oklahoma City University.

## STEPHENSON, Ashley – Position Coach

- The 2024 campaign is Ashley's second season with the Canadians...Followed Jaime (Veira) Lever as the second female coach in the organization...Coached with the Canadian Women's National Team since 2018, leading to a Bronze medal at the COPABE Women's Pan-American Championships in 2019, and was the first woman to manage the Women's National Team when Canada played against USA in Thunder Bay in 2022...Was also the first woman to coach in the Canadian Futures Showcase, hosted by the Blue Jays baseball academy in Ottawa last year...Made history in November as she became the first woman to capture Baseball Canada's Lionel Ruhr Elite Coach of the Year Award.
- Was an original member of the Women's National Team in 2004 and played for 15 years...Won four Women's Baseball World Cup medals (three bronze, one silver), and a silver at the Pan American Games in 2015.

## PHILLIPS, Carson – Bullpen Coach

- Joins the Canadians for his second season in the organization...Spent the 2023 season as the Bullpen Coach for the Buffalo Bisons...Was previously working at the University of Arizona as a Graduate Assistant Pitching Coach.
- Played at Dixie State University where he completed a Bachelors in Exercise Science...Also attended the University of Arizona.



# DUNEDIN BLUE JAYS

## FLORIDA STATE LEAGUE (SINGLE-A)



### MAYORGA, Jose – Manager

- The 31-year-old from Pueblo Nuevo, Panama, is entering his first season at the helm of the Dunedin Blue Jays after managing the FCL squad for the past two seasons...Served as Bench Coach for the FCL affiliate in 2021...Managed the DSL Blue Jays during the 2019 campaign...Coached with the Class-A (short) Vancouver Canadians in 2017 and 2018...Served as Bullpen Catcher for the Phillies in 2016.
- Signed by Philadelphia as a 17-year-old on April 8, 2010...Played in six Minor League seasons, reaching as high as Advanced-A Clearwater in 2015.

RECORD AS MANAGER	W-L	PCT
CAREER TOTALS	80-99	.447

### VON ROEMER, Matt – Development Coach

- Entering his sixth season with the organization and his first as Dunedin's Bench Coach...Spent the last two seasons in a coaching role for New Hampshire...Spent the 2020 and 2021 campaigns as Toronto's Technology Operations Coordinator...Joined the organization in 2019 as the Affiliate Intern for the Dunedin Blue Jays.
- Played multiple positions over four seasons at Kenyon College in Gambier, OH...Hit .362 with a .906 OPS across 107 contests while finishing 2nd all-time in program history with 211 hits...Graduated in 2018 with a B.A. in History with concentrations in Public Policy and Legal Studies.

### RIORDAN, Cory – Pitching Coach

- The 37-year-old is going into his second season as Dunedin's Pitching Coach...Had the same role with the FCL squad in 2022...Joined the organization in a coaching role in 2021 when he landed his current role of Pitching Coach...Spent the 2020 shutdown assisting with the club's pitch design framework.
- Drafted by the Colorado Rockies in the 6th Round of the 2007 MLB Draft out of Fordham University. He played in the Colorado organization (2007-2013), Salt River – AFL (2012), LG Twins – KBO (2014), Leones – VWL (2015-2016), Bridgeport – Atlantic (2015), DET organization (2016), Toros – DWL (2016-2018), Bridgeport – Atlantic (2017), Somerset – Atlantic (2018), and New Britain – Atlantic (2019).

### KNIGHT, Nash – Hitting Coach

- Entering his first season in the coaching ranks after enjoying an eight-year professional playing career from 2015-2022...Spent the majority of his playing days in the Blue Jays organization, suiting up for the GCL Blue Jays (2015), the Bluefield Blue Jays (2016), the Vancouver Canadians (2016), the Lansing Lugnuts (2017), the Dunedin Blue Jays (2017-18), the New Hampshire Fisher Cats (2018-19), and the Buffalo Bisons (2019, 2021)...Notably played all nine positions in a single game on Sept. 2, 2018 while with Dunedin.
- Originally from Denton, TX, Knight received his bachelor's degree in kinesiology from Dallas Baptist University in 2015 before turning pro...Played four collegiate seasons at Dallas Baptist from 2012-15, recording 43 extra-base hits and 91 RBI over 215 games.

### STRIBRCKY, Petr – Development Coach

- Entering his seventh season with the Blue Jays, his second with Dunedin, and his first as a Position Coach...Served as the team's Development Coach in 2023 after spending the 2022 season in same role for the FCL Blue Jays...Spent the prior three seasons as the DSL Hitting Coach...After retiring as a player in 2010, moved to Portugal to serve as Director of the Portuguese Baseball Academy as well as the Director of Portuguese Coaches Certification Program from 2011-2018, where he created Government recognized nationwide Coaches Certification Program...Also served as a speaker at various clinics across Europe...Obtained his Masters Degree in Physical Education with a Master thesis in Baseball in 2011.
- Originally from Blansko, Czech Republic, played in his native country up to the National Team level representing his country at the U18 European Championship and University World Championship.

### HERNANDEZ, Yoel – Bullpen Coach

- Serving as Dunedin's Bullpen Coach for the second straight year...Became the DSL Blue Jays Pitching Coach in 2017 and spent five seasons in that role.
- Signed with the Philadelphia Phillies as an International Free Agent in 1998 out of Ciudad Bolivar, Venezuela...Played nine years of affiliated baseball and reached the Major Leagues with the Phillies in 2007...Following his MLB and MLB career, played in the Mexican League for eight years for Zulia and in the Venezuelan Winter League for Magallanes.



BIographies

LAST SEASON

HISTORY

RECORDS

OPPONENTS

PLAYER DEV.

MEDIA & MISC.



# FCL BLUE JAYS

FLORIDA COMPLEX LEAGUE (RK)



## FERMIN, Andy – Manager

- Entering his first season at the helm of the FCL Blue Jays...Spent the last two seasons managing the DSL Blue Jays...Enters his seventh season within the organization, coming off a Hitting Coach role with the DSL unit in 2021...Was slated as Hitting Coach for Vancouver for the cancelled 2020 season...Held the role of Position Coach for Double-A New Hampshire from 2017-2019.
- Had a seven-year playing career exclusively in the Blue Jays' Minor League system...Drafted in the 32nd round in 2010 out of Chipola College in Florida...Posted a .262 average in 338 Minor League games, appearing primarily as a second and third basemen...Won a Northwest League Championship while with Vancouver in 2013...His father, Felix, played mainly shortstop over 903 MLB games from 1987-1996 while with Pittsburgh, Cleveland, Seattle and Chicago (NL).

RECORD AS MANAGER	W-L	PCT
CAREER TOTALS	46-63	.422



## SCHAEFFER, Chris – Bench Coach

- The former catcher is in his first season as the Bench Coach for the FCL Blue Jays...Spent the last five seasons as a Position Coach, the last three of which came at the Double-A level with New Hampshire...Served for two years in the same role for Rookie-level Bluefield (2016-2017).
- The product of North Carolina State signed a Minor League deal with the Blue Jays in 2011 and played in Toronto's system for four years, reaching as high as Double-A in 2013, combining for a total of four home runs and 43 RBI across 103 career games.



## CÁCERES, Antonio Gonzalez – Pitching Coach

- Entering his third year with the FCL team...Was High-A Vancouver's Pitching Coach in 2021, after spending two seasons with Class-A Lansing (2018-2019), which followed seven years with Rookie-level Bluefield...Began his coaching career as the Pitching Coach with the Blue Jays of the Dominican Summer League in 2001...Led an Auburn club to a league lead in strikeouts and finished second in ERA in 2006...Returns for his 24th year coaching in the Blue Jays organization.
- Signed as a non-drafted free agent by the Blue Jays on February 2, 1995...Played four seasons in the minors (1995-1998), all within the Blue Jays' system.



## KELLY, Brendan – Pitching Coach

- Entering his second year as Pitching Coach and his third season overall with the organization, having served as Bulpen Coach in Buffalo in 2022...Gained three years of coaching experience at Cleary University (2019) and Wayne State University (2020-2022)...Also worked as Pitching Coach for the Thunder Bay Border Cats of the Northwoods League in 2020.
- Graduated from Purdue University Northwest in 2019 with a Bachelor's Degree in Communication...Was a relief pitcher for Purdue and served as the Vice President of the Student Athlete Advisory Committee.



## ELLIOTT, Paul – Hitting Coach

- Returning to Toronto's FCL squad for a fourth year after spending 2019 with Rookie-level Bluefield...Also served as Hitting Coach with the Gulf Coast League Blue Jays in 2018...Was a coach for the Australian National Team in the 2004 Olympics, 2006 World Baseball Classic, 2006 Inter-continental Cup, 2007 Baseball World Cup and 2009 World Baseball Classic...Joined the Blue Jays organization in 1996 as a coach for the Rookie-level Medicine Hat Blue Jays...Has coached in the Blue Jays' system since that time, including stops with Dunedin and New Hampshire.
- Played with the Australian Senior baseball team in Korea, Japan, the Philippines, Taiwan and Holland from 1984 to 1987.



BIOGRAPHIES

LAST SEASON

HISTORY

RECORDS

OPPONENTS

PLAYER DEV.

MEDIA & MISC.






## LANDERS, Fred – Hitting Coach

- Entering his second year with the FCL squad and his third year with the organization, having spent his 2022 campaign with the DSL affiliate...Over the previous two years, worked as a private hitting instructor while simultaneously serving as the hitting coach for the College of Lake County – an NJCAA D2 school that he himself attended previously...In 2021, helped lead an offense that finished tops in the league in all major offensive categories, which lifted the team to its first regional appearance since 2004.
- The Chicagoland area native graduated from Missouri Southern State University where he majored in General Studies and minored in History...Played baseball for two years at the College of Lake County, one year at Savannah State, and during his last year at Missouri Southern State.



## LEVER, Jaime – Hitting Coach

- Entering her sixth season with the Blue Jays and her third year as Hitting Coach in the FCL... Started with Jays Care Foundation as a coordinator and transitioned to baseball operations as a research and development intern for the 2021 season...Began coaching in 2010 and has been an assistant coach at Humber College since 2016...The Georgetown, ON, native was the first woman to coach within the organization.
- Played on the Humber Hawks softball team for three seasons while studying Kinesiology...Graduated from York University with a Masters in Health Science with a specialist in Biomechanics... Resides in Dunedin, FL, with her husband.



## AZUAJE, Jesus – Position Coach

- Entering his first season in the Blue Jays organization, beginning as a position coach for the FCL squad...Served as an assistant coach with the State College Spikes of the MLB Draft League before coming over to the Blue Jays organization.
- Selected by the Phillies in the 25th round of the 2017 MLB Draft as an infielder out of Glendale Community College...Played professionally for a few years, spending time in both the Phillies and Rockies systems before a stint with the Billings Mustangs of the Pioneer League...Born in Binghamton, NY, but spent most of his childhood in Barquisimeto, Venezuela.



## KACHLER, Alex – Development Coach

- Entering his first season in the Blue Jays organization, assisting in the execution of the organization's development goals for each player...Began his coaching career in 2022 as a Performance Coach at Tread Athletics in Charlotte, NC, where he oversaw the training of over 200 athletes.
- Grew up in the Tampa Bay area and attended Strawberry Crest High School...Played Division III baseball at Methodist University in Fayetteville, NC, twice being named a Division III All American as a catcher, a 3-time team captain, and graduated with a degree in Industrial Systems Engineering...Following his career at Methodist, Alex took a graduate year at the University of North Florida, where he was the 2021 ASUN Player of the Year, and earned a Master's in Management...Finished up his playing career in 2021 with the New Jersey Jackals of the Frontier League.



## TORONTO, BACK-TO-BACK HOME RUNS MORE THAN ONCE IN THE SAME GAME

6/19/2012	TOR 10 at MIL 9	Colby Rasmus/José Bautista/Edwin Encarnacion Colby Rasmus/José Bautista
7/22/2002	TOR 6 at BAL 3	Vernon Wells/Chris Woodward Carlos Delgado/Vernon Wells
4/20/2001	TOR 12 at KC 4	Raul Mondesi/Carlos Delgado Raul Mondesi/Carlos Delgado
8/17/2001	TOR 11 vs TEX 3	Jeff Frye/José Cruz, José Jr. Shannon Stewart/Carlos Delgado
7/30/1999	TOR 8 vs DET 2	Willie Greene/Shawn Green Carlos Delgado/Tony Fernandez

# DSL BLUE JAYS

**DOMINICAN SUMMER LEAGUE (RK)**



## CANELLAS, Danny – Manager

- The 29-year-old is making his Managerial debut with the DSL Blue Jays...Entering his fifth season with the organization...Was the Bench Coach for High-A Vancouver in 2023...Spent 2022 with Single-A Dunedin as a Position Coach...Served in the same capacity for Vancouver from 2019-2021.
- The former catcher and relief pitcher played Rookie-level baseball for the Los Angeles Dodgers in 2014 and 2015...He also signed as a free agent with the Blue Jays on October 9, 2017 and was assigned to the Gulf Coast League, Lansing, and Dunedin at various parts during the 2018 season.

RECORD AS MANAGER	W-L	PCT
CAREER TOTALS	-	....



## PONCE, Ashley – Bench Coach

- Going into his third season with the Blue Jays and his first with the DSL affiliate...Was Position Coach with the FCL Blue Jays in 2023 after serving in the same role for Vancouver in 2022... After his playing career, coached teams for Panama for players age 10-18 years old...Has served as a Third Base Coach for the Federales de Chiriqui in 2019, 2021, and 2022...Lives in Chiriqui, Panama, with his family.
- Signed by the Mets as an international free agent and began his career in 2008 in the Venezuelan Summer League...The infielder played in seven total Minor League seasons within the New York (NL) and Pittsburgh systems, reaching as high as Advanced-A in 2013 and 2014...Also represented Panama in the 2013 World Baseball Classic Qualifiers.



## BAUTISTA, Robelin – Pitching Coach

- Taking on the role of Pitching Coach for the second straight season...Started as a Player Development Intern with the organization in 2020 with the GCL squad and transitioned into a Development Coach for the 2021 season...Served as Assistant Short-Season, Player Development & Transitions for the 2022 campaign...Before joining the Blue Jays, worked as an intern at Perfect Game USA.
- Pitched one year at Independence Community College before transferring to Point Park University where he majored in Sports, Arts, and Entertainment Management.



## NANITA, Ricardo – Hitting Coach

- Entering his second year with the organization...Worked with the Twins' Dominican Summer League team as a Hitting Coach from 2019-2022.
- Drafted by the White Sox in the 14th round in 2003...Played in the minors for Chicago (2003-2008), Washington (2009), and Toronto (2010-2014)...Played five seasons in Mexico and two in Japan...Also won a World Baseball Classic Championship with Team Dominican Republic in 2013.



## MATEO, Jose – Position Coach

- Began his coaching career in 1995 with the Padres and remained in the organization until 2011 in a multitude of roles, including Manager, coaching different position groups, and even oversaw a grounds crew, when he came to the Blue Jays as the DSL Catching coach...Has continued his coaching versatility with the DSL Blue Jays, and was manager for the DSL Champion squad in 2015...Has also served as Position Coach and Base Running and Outfield Coach for the DSL affiliate.
- Signed with the San Diego Padres as an International Free Agent in 1989 out of Santo Domingo, Dominican Republic...Played three seasons of professional baseball before.



### **SILVA, Luis – Position Coach**

- Going into his second season in a coaching role...Joined the Blue Jays in 2018 and has spent the past five seasons as a Rehab Position Player Coach.
- Raised and developed in baseball in Carora, Venezuela and played on the Venezuelan national team...Signed with the Texas Rangers in 2013 and played on their DSL team in 2014 and 2015 before reaching Double-A for the 2016 season.



### **FORTUNADO, Pepo – Position Coach**

- Joined the Blue Jays' Dominican operation in 2016...Spent three seasons as a part-time coach before going full time from 2018 to the present.
- Born in Santo Domingo, DR, on January 17, 1994. Fortunado played professionally in the White Sox organization in 2010 before coaching in a variety of roles for Chicago's system...Also spent time as a part-time coach in the Twins organization before joining the Blue Jays.



### **MONSION, Rafael – Bullpen Coach**

- Taking on the roll of Bullpen Coach in the DSL for the 2024 season, his second year as a coach... Was the DSL Blue Jays' Assistant Pitching Coach in 2023...Began his journey with the Blue Jays organization as a player in 2017 until 2022 Spring Training...Played independent baseball in Montana and New York in 2022.
- Raised and developed in baseball in Carora, Venezuela, and played on the Venezuelan national team...Signed with the Texas Rangers in 2013 and played on their DSL team in 2014 and 2015 before reaching Double-A for the 2016 season.



### **MARTE, Ramon – Assistant Pitching Coach**

- Joined the Blue Jays organization in 2011 as a driver and currently works as an Assistant Pitching Coach for the DSL squad.
- Born on March 18, 1975 in the city of La Vega, DR...Began working in baseball in 1990 in the Pirates clubhouse...Founded the Liga De Baseball San Felipe in 1994, and is still its president and owner to this day...In 2014, Marte founded the Hermanos de Jesús Foundation, which is dedicated to helping children of fewer resources with education and comprehensive training through sports.



BIOGRAPHIES

LAST SEASON

HISTORY

RECORDS

OPPONENTS

PLAYER DEV.

MEDIA & MISC.



# 2024 MINOR LEAGUE PLAYERS

AS OF MARCH 1, 2024

NAME	POSITION	NAME	POSITION
Acuna, Samuel	RHS	Deschamps, Nicolas	C
Alcalde, Eliander	RHS	Dominguez, Michael	RHS
Alcazar, Alexis	LHR	Doughty, Cade	2B
Amalfi, Alex	RHS	Duran, Edward	C
Aponte, Yhoangel	CF	Eden, Cameron	CF
Archila, Pascual	OF	Eisert, Brandon	LHR
Arias, Andres	OF	Escanio, Aneudi	SS
Arias, Victor	CF	Escobar, Eduardo	3B
Arnaez, Jean	IF	Espino, Paolo	RHS
Arnold, Bryce	2B	Espino, Sebastian	SS
Arrieche, Esmeiquel	C	Espiritu, Victor	RHS
Ayala, Cesar	RHS	Estrada, Lazaro	RHS
Bain, J.T.	SS	Feliz, Cristian	OF
Barriera, Brandon	LHS	Fernandez, Jose	SS
Barry, Braden	LF	Ferrer, Jose	C
Barvosa, Andersson	LHS	Flores, Eminen	RHS
Bash, Andrew	RHR	Flores, Rafael	SS
Bautista, Jonathan	OF	Fluharty, Mason	LHR
Bechtold, Andrew	3B	Fraze, Nick	RHS
Bello, Felipe	RHR	Gallagher, Patrick	RHR
Beltre, Manuel	SS	Garcia, Luis	SS
Benson, Cooper	LHS	Garcia, Winder	RHS
Berroa, Steward	OF	Gaxiola, Aldo	3B
Blanca, Wilmer	OF	Gimenez, Martin	SS
Bohrofen, Jace	RF	Gomez, Ivan	C
Bonds, Bo	RHR	Gomez, Raudy	RHS
Bonilla, Enmanuel	CF	Gonzalez, Eduar	LHS
Boyer, Ryan	RHS	Goodwin, Nick	SS
Britton, Zach	C	Gregory, Hunter	RHS
Brock, TJ	RHR	Guerra, Daniel	RHS
Brown, Dasan	CF	Guerra, Jorge	RHS
Brown, Devonte	RF	Guzman, Angel	SS
Bueno, Ismauri	RHS	Guzman, David	CF
Burnette, Jimmy	LHR	Harrison, Devereaux	RHS
Cano, Gregori	IF	Henry, Payton	C
Carter, Alan	RHR	Hernandez, Adrian	RHR
Carter, Irv	RHR	Hernandez, Alexis	RF
Casimiri, Jiorgeny	RHS	Hernandez, Jommer	C
Castro, Christopher	LHS	Hiraldo, Miguel	SS
Castro, Gabriel	LHR	Hornung, Jackson	C
Chasse, Ryan	LHS	Huntzinger, Jerry	RHR
Chirinos, Kendry	IF	Jennings, Ryan	RHS
Churchill, Ian	LHS	Joseph, Jean	CF
Clarke, Philip	C	Juenger, Hayden	RHR
Clifton, Trevor	RHR	Kasevich, Josh	SS
Colmenares, Samuel	RHS	Kelly, Justin	RHS
Cooke, Connor	RHR	Lantigua, Rafael	UTL
Dallas, Chad	RHS	Larkin, Conor	RHS
De Castro, Rikelbin	IF	LaRue, Nate	C
De Jesus, Alex	3B	Lavallee, Johnathan	RHR
De Jesus, Rafael	RHS	Leon, Keiner	RHS
De La Cruz, Faruk	C	Long, Nolan	RHR
De La Rosa, Marcos	SS	Lopez, Edgardo	C
De Los Santos, Luis	SS		

BIOGRAPHIES

LAST SEASON

HISTORY

RECORDS

OPPONENTS

PLAYER DEV.

MEDIA & MISC.



NAME	POSITION
Loreto, Josue	RHS
Lucumi, Francisco	RHR
Lundquist, Brock	OF
Machado, Estiven	SS
Maroudis, Landen	RHS
Martinez, Gabriel	CF
McCarty, Ryan	SS
McDowell, Max	C
Medina, Johandi	RHS
Melean, Alejandro	RHS
Mendez, Leam	RHR
Mendoza, Abdiel	RHS
Meza, Adrian	UTL
Meza, Carlos	RHS
Meza, Luis	C
Minoso, Maykel	C
Miranda, Kevin	RHS
Mollerus, Josh	RHR
Montealto, Jarold	SS
Morris, Tanner	SS
Mueller, MacKenzie	LF
Munoz, Omar	RHS
Munoz, Yeuni	OF
Munson, Aaron	RHS
Nimmala, Arjun	SS
Nunez, Juan	RHS
Nunez, Rainer	1B
O'Halloran, Connor	LHS
Ohashi, Rafael	RHS
Olivo, Carlos	RHS
Omosako, Sann	RHS
Orf, Brennan	OF
Pacheco, Osvaldo	LHS
Palmegiani, Damiano	3B
Palmer, Trent	RHS
Pardinho, Eric	RHS
Paulino, Naswell	LHS
Peguero, Jonathan	C
Perez, Daniel	OF
Perez, Fernando	RHS
Perry, Nolan	RHS
Pesto, Al	RHR
Peterson, Kai	LHS
Pierce, Carson	RHR
Pinto, Adrian	2B
Pizarro, Juan	CF
Ponce, Gabriel	RHS
Powell, Jordan	RHR
Quinones, Luis	RHS
Ramon, Dariel	SS
Rees, Jackson	RHS
Reyes, Endry	IF
Rios, Kekai	C
Rivero, Angel	RHS
Robbins, Jimmy	LHS
Robertis, Robert	OF
Robertson, Will	RF
Rock, Dylan	OF
Roden, Alan	OF

NAME	POSITION
Rogers, Grant	RHS
Rojas, Franklin	C
Rojas, Kendry	LHS
Rojas, Yondrei	RHS
Romero, Omar	SS
Rosario, Tony	RHR
Rosas, Juan	C
Rudd, Jaden	OF
Ryan, Sam	RHS
Salcedo, Cawrin	RHS
Salinas, Roque	OF
Sanchez, J.J.	LHR
Sanchez, Rafael	RHS
Santiago, Glenn	SS
Santos, Dahian	RHS
Sauer, Kelena	RHR
Schultz, Paxton	RHS
Serven, Brian	C
Severino, Lluveres	RHS
Shaw, Sam	2B
Simon, Johan	LHR
Sosa, Andres	C
Soto, Juarlin	SS
Soto, Randy	C
Spain, Garrett	OF
Stadler, Fitz	RHR
Stanifer, Gage	RHS
Suarez, Ramon	LHR
Tejada, Railin	OF
Thurman, Grayson	RHR
Tiedemann, Ricky	LHS
Tirota, Riley	3B
Toledano, Rodolfo	RHS
Tolhurst, Anders	RHS
Toman, Tucker	SS
Torres, Luis	LHS
Tucent, Pedro	RHS
Turconi, Michael	SS
Urbabaez, Geison	RHR
Urena, Franly	RHR
Valencia, Edward	CF
Van Eyk, C.J.	RHS
Vargas, Stephen	RHR
Vasquez, Carlos	C
Vasquez, Juanmi	LHR
Vogelbach, Daniel	DH
Votto, Joey	1B
Wallace, Trenton	LHS
Watson, Troy	RHS
Watts-Brown, Juaron	RHS
Wehler, Jeffrey	2B
Williams, Peyton	1B
Yeager, Chay	RHR



# 2023 FIRST-YEAR PLAYER DRAFT

RD	PICK	PLAYER	SCHOOL	CITY	BIRTHDATE	POS	B	T	HT	WT	SCOUT
1	20	Nimmala, Arjun	Strawberry Crest HS	Dover	2005-10-16	SS	R	R	73	165	Brandon Bishoff
3	89	Watts-Brown, Juaron	Oklahoma St U	Stillwater	2002-02-23	RHP	R	R	75	190	Max Semler
4	121	Maroudis, Landen	Calvary Christian HS	Clearwater	2004-12-16	RHP	R	R	75	185	Brandon Bishoff
5	157	O'Halloran, Connor**	U Michigan	Ann Arbor	2002-09-01	LHP	R	L	74	190	Tom Burns
6	184	Bohrofen, Jace	U Arkansas Fayetteville	Fayetteville	2001-10-19	RF	L	R	74	210	Max Semler
7	214	Goodwin, Nick	Kansas St U	Manhattan	2001-09-06	SS	R	R	73	195	Wes Penick
8	244	Barry, Braden	West Virginia U	Morgantown	2002-02-06	CF	R	R	74	190	Tom Burns
9	274	Shaw, Sam**	Lambrick Park SS	Victoria	2005-02-26	SS	L	R	70	175	Pat Griffin
10	304	Mollerus, Josh	U Oregon	Eugene	1999-10-06	RHP	R	R	74	215	Ryan Fox
11	334	Rogers, Grant	McNeese St U	Lake Charles	2001-05-22	RHP	R	R	79	220	Chris Curtis
12	364	Yeager, Chay	Pasco Hernando	Newport Richey	2002-09-11	RHP	B	R	71	185	Brandon Bishoff
13	394	Orf, Brennan	Southern Illinois U Edwardsville	Edwardsville	2001-09-06	1B	L	R	76	215	Matt Huck
14	424	Vogatsky, Joe	James Madison U	Harrisonburg	2001-12-27	RHP	R	R	72	210	Coulson Barbiche
15	454	Sauer, Kelenia	San Diego St U	San Diego	2002-09-26	RHP	R	R	75	230	Jim Lentine
16	484	Hornung, Jackson	Skidmore Col	Saratoga	2001-02-06	C	R	R	74	210	Peter Holmes
17	514	Kulasingam, Sam	United States Air Force Academy	Colorado Springs	2001-07-10	1B	B	R	74	190	Adam Arnold
18	544	Brunson, Chase	San Clemente HS	San Clemente	2005-07-07	OF	R	R	74	180	Jim Lentine
19	574	Munson, Aaron	Angelo St U	San Angelo	2002-03-15	RHP	R	R	70	180	Max Semler
20	604	Peterson, Kai	Sierra JC	Rocklin	2002-08-14	LHP	L	L	73	180	Tony Cho
NDA		Arnold, Bryce**	Campbell U	Buies Creek	2001-07-24	SS	R	R	70	175	Coulson Barbiche
NDA		Larue, Nate	Auburn U	Auburn	2001-07-27	C	R	R	75	210	Don Norris
NDA		Sanchez, JJ	Southeastern U	Lakeland	1999-09-08	LHP	L	L	71	180	Brandon Bishoff
NDA		Pierce, Carson	U Oklahoma	Norman	2001-09-10	RHP	R	R	76	215	Max Semler

Players in bold were signed by the club

\*\*Indicates player is Canadian

# 2023 INTERNATIONAL SIGNINGS

PLAYER	POS	B	T	COUNTRY	BIRTHDATE	SCOUT	SUPERVISOR
Archila, Pascual	CF	L	L	Venezuela	01/23/2007	Jose Natera	Luis Natera
Arias, Yunior	CF	R	R	Dominican Republic	10/06/2006	Luciano Del Rosario	Luis Natera
Arrieche, Esmequeil	C	R	R	Venezuela	12/21/2006	Francisco Plascencia	Jose Contreras
Bain, JT	SS	R	R	Bahamas	07/02/2007	Tyler Baldwin	
Blanca, Wilmer	OF	R	R	Venezuela	01/17/2007	Oscar Delgado	Jose Contreras
Bueno, Ismauri	RHP	L	R	Dominican Republic	04/03/2007	Jhoan Gomez	Luis Natera
De Jesus, Rafael	RHP	R	R	Dominican Republic	09/09/2004	Jhoan Gomez	Luis Natera
Espiritu, Victor	RHP	R	R	Dominican Republic	12/03/2004	Enmanuel Rojo	Luis Natera
Flores, Rafael	SS	R	R	Venezuela	03/28/2007	Miguel Leal	Jose Contreras
Guzman, Angel	SS	B	R	Dominican Republic	12/07/2006	Jose Natera	Luis Natera
Loreto, Josue	RHP	R	R	Venezuela	07/08/2007	Miguel Leal	Jose Contreras
Medina, Jhoandi	RHP	R	R	Venezuela	03/30/2007	Francisco Plascencia	Jose Contreras
Olivo, Carlos	RHP	R	R	Colombia	05/04/2007	Miguel Leal	Francisco Plascencia
Reyes, Endry	SS	R	R	Dominican Republic	12/13/2006	Jose Natera	Luis Natera
Rivero, Angel	RHP	R	R	Venezuela	11/28/2006	Alirio Ledezma	Jose Contreras
Rojas, Franklin	C	R	R	Venezuela	03/20/2007	Francisco Plascencia	Jose Contreras
Soto, Juarlin	SS	L	R	Dominican Republic	12/23/2006	Alexis De La Cruz	Luis Natera
Soto, Randy	C	B	R	Venezuela	11/16/2006	Alirio Ledezma	Jose Contreras
Tucent, Pedro	RHP	R	R	Dominican Republic	10/18/2002	Alexis De La Cruz	Luis Natera

BIOGRAPHIES

LAST SEASON

HISTORY

RECORDS

OPPONENTS

PLAYER DEV.

MEDIA & MISC.







***MEDIA & MISCELLANEOUS***

---

***HAZEL MAE***



# TORONTO BLUE JAYS™

## MEDIA SERVICES

**TORONTO BLUE JAYS BASEBALL MEDIA  
ROGERS CENTRE  
ONE BLUE JAYS WAY, SUITE 3200  
TORONTO, ONTARIO M5V 1J1  
OFFICE: (416) 341-1301/1302/1303**

**CREDENTIALS:** To obtain media credentials to cover Toronto Blue Jays 2024 home games, please log on to <http://credentials.mlb.com>. Credential requests for individual games must be submitted at least 24 hours in advance of the requested game date, subject to the discretion of the Toronto Blue Jays.

We will respond to your request as soon as possible. If you are not contacted by someone from our office, please email at least one day in advance, to confirm that you have credentials before arriving at the ballpark.

Credentials will be issued only to members of the working media 18 years of age and older. No spouses, guests or children of members of the media will be issued passes.

Media passes are not transferable. Media passes must be visible at all times and will be checked by stadium security.

Any violation of these guidelines will result in immediate revocation of the credential and future access. Only credentials issued by the Toronto Blue Jays, Major League Baseball or the BBWAA will be honoured.

**SEASON CREDENTIAL APPLICATIONS:** The Blue Jays will issue full-season credentials to those media members who cover the club on a regular basis throughout the season. Media will be asked to submit their requests for Blue Jays season media credentials through the MLB credential system under Toronto Blue Jays 2024 Season Credentials (RC only). All requests for season credentials must be submitted by March 29, 2024.

**CREDENTIAL PICKUP:** Members of the media can pick up approved daily credentials inside Gate 13 at Rogers Centre, photo identification is required. The media centre is located on the 300 level towards left field, and the broadcast booths are located on the 400 level behind home plate. Press Gate opens four hours prior to game time.

**CLUBHOUSE ACCESS:** The clubhouse is open to media with proper credentials for working purposes 3.5 hours prior to each game and closes at the start of batting practice. The clubhouse will re-open no later than 10 minutes following the final out of each game. Access to the visiting clubhouse is subject to the visiting club's guidelines.

**FIELD ACCESS:** Only credentialed media with field access will be allowed onto the field prior to the game. No media will be allowed in fair territory or beyond the first and third base bags. All non-uniformed personnel must clear the field at the conclusion of visitors batting practice unless that individual has credentials expressly for in-game field privileges (photo passes, pre-game ceremonies, etc.).

**LIVE TRANSMISSIONS:** Television and radio stations not holding broadcast rights for Blue Jays games will be allowed to transmit live reports prior to and after Blue Jays games. All live television shots will be done on the field. No live shots will be permitted from the clubhouses. No live transmissions inside the stadium by non-rights holders will be permitted while the rights holders are on the air or the game is in progress. Radio stations will be permitted to provide "scene setters" and score updates between innings but these reports may not continue once an inning is underway. Any violations of these policies will result in revocation of credentials.

**AUTOGRAPHS:** No member of the media may use their access to solicit autographs or equipment from players or staff of either participating team. Any autograph needs should be directed to the Communications Department. Failure to do so will result in the revocation of credential privileges and forfeiture of any items obtained.

**NOTES & STATISTICS:** Game information is available in the media centre two hours prior to first pitch, as well, this information is available at [www.mlbpressbox.com](http://www.mlbpressbox.com) and [www.bluejayspressbox.com](http://www.bluejayspressbox.com).

**MEDIA GUIDES:** Media Guides are available upon request in the baseball media centre. As well, all MLB club media guides are available at [www.mlbpressbox.com](http://www.mlbpressbox.com).

**POST GAME PROCEDURES:** Manager John Schneider will be available to the media immediately after the game in the Interview room adjacent to the Blue Jays clubhouse. Post-game interviews with the manager and players, conducted by the media with deadlines should be related to game comments.

**FREELANCE:** The Toronto Blue Jays do not credential freelance writers or photographers.

An exception can be made if, and only if, the writer or photographer is on assignment with a specific news organization, and all photographs taken are to be used for newsgathering purposes or official licensed products. It is the responsibility of the requesting affiliation to confirm receipt, and subsequent approval/denial of access to the game requested.

**PHOTO CREDENTIALS:** Credentials will be issued to those photographers on assignment for legitimate newsgathering organizations and those representatives of companies licensed by Major League Baseball.

**INTERNET MEDIA/WEBSITES:** Due to the growth of online services and our limited number of press box seats, the Blue Jays will only issue daily credentials to those websites affiliated with a recognized news gathering organization.

**LOST CREDENTIALS:** Those members of the media who lose their Blue Jays Credential will be asked to make a \$50.00 donation to the Jays Care Foundation prior to being issued a replacement credential.

**INTERNET CONNECTION:** We are pleased to offer both wireless and hard wire internet connections in the media centre and wireless connection in the photo dugouts. Please contact a member of the Communications Department for assistance.

**MEDIA DINNING:** Located on the 300 Level of the Media Centre, there is a \$13.00 CDN or \$12.00 US charge per meal. Media dining is open for service for 2.5 hours prior to first pitch to accredited members of the media.

**MAJOR LEAGUE BASEBALL DRESS GUIDELINES:** Clothing should be appropriate for a business casual work environment. No flip-flops, no t-shirts bearing offensive, disrespectful or inappropriate messages and no ripped jeans are permitted. Clothing bearing MLB club logos should not be worn in press areas. Sheer or see-through clothing, excessively short skirts, dresses or shorts are not permitted. Tank tops, muscle shirts, one-shouldered or strapless shirts as well as clothing exposing bare midriffs or visible undergarments are not permitted.



# 2024 REGULAR SEASON CLUB/MEDIA REGULATIONS

The following are Major League Baseball's regulations for Club/Media Relations. They are to be observed by all parties:

1. All accredited press, radio and TV representatives shall have pre-game access to the clubhouse from three hours and 30 minutes prior to game time until one hour prior to game time, except that: (a) the media shall not have access to the clubhouse when the club is on the field for batting practice; and (b) the media may not return to the home clubhouse once the home club has taken batting practice. No club may provide pre-game access prior to three hours and 30 minutes prior to game time. The media shall have access (outside of the clubhouse) to the home club's manager, players or coaches after home batting practice to discuss developments (such as lineup changes, injuries, and workouts) that occur after the clubhouse closes.
2. Absent unusual circumstances that require a team meeting immediately following a game, the working media shall have access to both clubhouses no later than 10 minutes following the final out of each game (including doubleheaders and day/night split admission games). When such unusual circumstances exist, and such instances are expected to be rare, the working media shall have access to the clubhouse no later than 20 minutes following the final out of the game. The Commissioner's Office reserves the right to require access to the clubhouse 10 minutes following the final out of all games if the "team meeting" exception is abused.
3. The working media's access following a game shall be for a period no longer than one hour unless reasonable access to players is not provided during that time; provided, however, that card-carrying members of the Baseball Writers Association of America ("BBWAA") will have unlimited access after the post-game opening of the clubhouse. If reasonable access is not provided, the clubhouse must remain open. Members of the media, other than BBWAA members, may make arrangements with the club PR Director for extended access.
4. Media credentials are not transferable.
5. Clubhouses, the dugouts and the field are off-limits except to appropriate club, Commissioner's Office personnel and media bearing appropriate credentials. Club credentials are not to be issued to unauthorized personnel. The Commissioner's Office reserves the right to revoke inappropriately issued credentials.
6. Players will be available to the media before and after games for interviews. These periods should not be limited except for the pre-game period described in #1 above, and the post-game period described in #2 above. Upon request by the media, players who had key roles in the first game of a doubleheader are to be made available for a time between games.
7. The trainer's room and players' lounge are off-limits to the media, but each club controls these areas, and it is vital these areas not be used as a sanctuary for players seeking to avoid the media. It is very important to our game that ALL players are available to the media for reasonable periods and it is the player's responsibility to cooperate.
8. Ropes or other restraining barriers are not permitted to bar the media.
9. A general code is to be observed by the media so uniformed personnel may do their work unimpeded. Media are to be allowed in foul territory, in an unrestricted manner, in an area that is to be not less than the territory between first and third bases, and which territory includes the area around the batting cage, except the dirt area around the batting cage.

10. Under no circumstances shall any club discriminate in any fashion against an accredited member of the media based upon race, creed, sex or national origin.

11. Physical abuse or threats directed to members of the media (and/or official scorers) by baseball personnel will not be tolerated. Disciplinary action, including fines and suspensions, will be considered in any cases that arise.

12. Visitors in the clubhouse, including accredited media members, should conduct themselves in a professional manner. There shall be no seeking of autographs, no touching or removing of equipment or personal items from lockers, and no sampling of players' food spreads. Clubhouses are work places. Clubhouse business should be conducted as expeditiously as possible with a minimum of disruption of regular game routines. Members of the media should not excessively linger in the clubhouse when not interviewing players. Members of the media who violate the code of conduct set forth in this paragraph shall be subject to sanctions, including the loss of their accreditation as provided for in paragraph 17 below.

While in the clubhouse, members of the media are expected to be doing business. Members of the media are expected to conduct themselves in a professional manner and to respect the privileges and environment of restricted areas and working press areas at all times. Any media member in violation of this conduct policy is subject to revocation of his or her privileges and may be subject to immediate ejection.

13. Live TV and/or radio interviews with uniformed personnel during the course of a game are not authorized or permitted, nor is attaching a microphone to any uniformed personnel permitted without approval from the Commissioner's Office. Microphones may not be placed in or adjacent to dugouts and/or bullpens in a manner that will allow uniformed personnel's remarks or conversations to be overheard during the course of a game without the prior approval of the Commissioner's Office.

14. Live telephone interviews are not allowed from the clubhouse or the field without prior approval of the club. Devices with digital photography capabilities are prohibited.

15. Telephones from both dugouts to the press box are to be maintained in working order for the purpose of providing information regarding special circumstances to the media during the course of a game. Explanations of injuries should be made as soon as possible (to both the media and fans in the stadium).

16. Any club whose personnel violate these regulations will be disciplined. Any member of the media who violates these regulations will lose his or her accreditation.

17. BBWAA members are not required to sign in for clubhouse or other restricted area access but may be logged in by club personnel, subject to individual club policies. Other accredited media may be required to sign in for clubhouse access, subject to individual club policies





### **BUCK MARTINEZ** ANALYST

Buck Martinez returns for a 15th season in the broadcast booth after returning to the Blue Jays for the first time since managing the club in 2002. The 75-year-old brings with him 57 years of baseball experience, including 20 years as a player, 42 years in broadcasting, and two as a manager. Beginning in 1967 when he was signed by the Philadelphia Phillies, Martinez spent 20 years as a catcher in professional baseball with the Kansas City Royals, Milwaukee Brewers and his final six seasons with the Blue Jays. He appeared in the postseason with Kansas City in 1976, batting .333 in the five-game ALCS against the New York Yankees. Has written three books about his experiences with the Blue Jays, "From Worst to First" (1985), "The Last Out" (1986), and "Change-up" (2016). Among his 14 seasons associated with the Blue Jays, he served as manager for Toronto in 2001 and part of the 2002 season, compiling a 100-115 record. In 2006, he managed the United States team in the inaugural World Baseball Classic. He then took part in the next four WBC's as a colour commentator. Martinez' first experience with broadcasting came in 1982 when he covered the American League Championship Series, the World Series and the All-Star Game for the Telemundo Radio Network. His television broadcast career began in 1987 as a colour commentator for the Toronto Blue Jays on TSN. He began his work with ESPN radio and television in 1992, and in 1995, Martinez was awarded a Sports EMMY Award for his work on ESPN's coverage of Cal Ripken's 2,131st consecutive game. He worked as a television analyst for the Baltimore Orioles from 2003-2009, for which he won another EMMY, and has also served as a co-host of XM Radio's Baseball This Morning show on the MLB Home Plate channel. Martinez contributed colour commentary for Sunday afternoon games on TBS, as well as for the network's postseason coverage. Most recently, he has worked the All-Star game and the World Series over the last five seasons for MLB International and did so again this past fall. In 2020, he took over as President of the Baseball Assistance Team (B.A.T.), which is dedicated to confidentially assisting members of the baseball family. In 2022, he was nominated for the Curt Flood Award, given annually to a former player who has demonstrated a selfless, longtime devotion to the Players Association and advancement of players' rights. In 2023, Martinez was named the winner of the Canadian Baseball Hall of Fame and Museum's Jack Graney Award, presented annually to a representative of the media who has made a significant contribution to the game of baseball in Canada. A California native, Martinez attended Sacramento City College, Sacramento State University, and Central Missouri State University. He and his wife, Arlene, have been married for 47 years and now reside in New Port Richey, FL. They have one son, Casey, a 47th round pick by Toronto in the 2000 First-Year Player Draft, who is married to Jennifer and has three daughters, Zoe, Lara, and Genevieve.



### **DAN SHULMAN** PLAY-BY-PLAY ANNOUNCER

Dan Shulman is in his second stint in the Blue Jays broadcast booth, having returned in 2016 after a 15-year absence. The Toronto native began his broadcasting career locally in 1990 at CKBB in Barrie before moving to the FAN 1430 (now Sportsnet 590 The FAN) in 1991, where he hosted a number of shows, including Prime Time Sports, The Major League Report, and Baseball Today. He began serving as the Blue Jays' play-by-play commentator in 1995 alongside current Blue Jays announcer, Buck Martinez. Following his departure from Toronto's broadcast booth in 2001, he joined ESPN full-time after having worked for the network part-time beginning in 1995. The graduate of Western University was the voice of Wednesday Night Baseball (2002-2007), Monday Night Baseball (2008-2010), and served as ESPN's Sunday Night Baseball play-by-play announcer from 2011-2017. In addition, Shulman called ESPN Radio's MLB postseason from 1998 through 2022, including the World Series from 2011-2022. He has been a play-by-play voice for NCAA basketball for ESPN since 1995, including the network's signature Saturday Primetime games since 2007. Shulman has also covered two Olympics, calling hockey in Lillehammer, Norway in 1994, and basketball for the Tokyo games in 2021. Shulman has received many honours and accolades for his work, including being named the 2011 NSMA National Sportscaster of the Year in the US. He was the first two-time winner of the Sports Media Canada Broadcaster of the Year award (2000, 2007). Shulman was named the winner of the Canadian Baseball Hall of Fame's Jack Graney Award in 2020, won the Canadian Screen Award as best play-by-play announcer in 2022, and is a two-time finalist for the National Baseball Hall of Fame's Ford C. Frick Award.



### **JAMIE CAMPBELL** HOST, BLUE JAYS CENTRAL

Jamie Campbell got his start in sports broadcasting at CBC Sports in 1987. He was a sports anchor at CBC Edmonton from 1993 to 1997 before moving on to CJOH Ottawa for a year. In 1998, he became one of Sportsnet's original broadcasters and co-hosted the first edition of Sportscentral (now Sportsnet Central). He's hosted coverage of the Grey Cup, Super Bowl, NHL Draft, MLB All-Star Game, and MLB post-season. He called play-by-play for the Toronto Phantoms of the Arena Football League from 2002 to 2003, the CFL on Sportsnet in 2004, and was the play-by-play voice of the Toronto Blue Jays from 2005 to 2009. In 2010, at the Olympic Winter Games in Vancouver, millions of Canadians were watching when Campbell announced the country's historic first gold medal won in Canada by Alexandre Bilodeau. He also called the play-by-play for cycling at the London Olympics in 2012. Campbell has been part of the Blue Jays' broadcast team since 2005 and is in his 14th season as host of Blue Jays Central.





### **JOE SIDDALL** ANALYST

Entering his 11th season with Sportsnet, Joe Siddall was a member of the Blue Jays radio team for four years before moving to television in 2018 as an analyst on Blue Jays Central alongside Jamie Campbell. For the second straight year, Siddall will split the upcoming season between the broadcast booth and Blue Jays Central. He spent the previous 12 years assisting the Detroit Tigers with batting practice for home games. Signed as a free agent by the Montreal Expos in 1987, Siddall played 13 years professionally as a catcher with Expos, Marlins, Tigers, and Red Sox (1988-2000), spending parts of four seasons in the Major Leagues with Montreal (1993, 1995), Florida, (1996), and Detroit (1998). He hit his lone Major League home run on August 7, 1998 off Seattle LHP Jeff Fassero at Tiger Stadium in Detroit. Born and raised in Windsor, Siddall attended Assumption High School before accepting a football scholarship to Central Michigan University as a quarterback. Joe and his wife (Dr. Tamara Siddall) have four children - Brooke, Brett, Mackenzie, and Kevin (deceased).

Stadium in Detroit. Born and raised in Windsor, Siddall attended Assumption High School before accepting a football scholarship to Central Michigan University as a quarterback. Joe and his wife (Dr. Tamara Siddall) have four children - Brooke, Brett, Mackenzie, and Kevin (deceased).



### **BEN SHULMAN** PLAY-BY-PLAY ANNOUNCER

Ben Shulman enters his first season as a full-time member of the Blue Jays broadcast team. Ben made his Blue Jays debut in 2022, doing play-by-play on a handful of games, then saw that role grow in 2023, when he called 30 games for the Sportsnet Radio Network and was also a part of the pre and postgame shows for 60 others. Ben previously did play-by-play for the Fort Wayne TinCaps (Padres High-A) in 2022, the Chatham Anglers of the Cape Cod Baseball League in 2021, and the Barrie Baycats of the Intercounty Baseball League in both 2018 and 2019. In the offseason, Ben has called Raptors 905 games on both radio and television the last two seasons. In addition, Ben called Little League World Series regionals for ESPN in 2022, has called college football and college basketball for the ACC Network, the SEC Network and ESPN+, and has called Canada Basketball games for both the men's and women's teams for Sportsnet. Ben is a graduate of Syracuse University's Newhouse School. While at Syracuse, Ben called numerous sports, including football, basketball, hockey, field hockey, lacrosse and soccer.

SEC Network and ESPN+, and has called Canada Basketball games for both the men's and women's teams for Sportsnet. Ben is a graduate of Syracuse University's Newhouse School. While at Syracuse, Ben called numerous sports, including football, basketball, hockey, field hockey, lacrosse and soccer.



### **CHRIS LEROUX** ANALYST

Chris Leroux is beginning his first full season as colour analyst and his fourth in broadcasting. Beginning in 2018, he worked on the pre-game and post-game shows along with being a part-time colour analyst. Leroux spent 12 seasons in professional baseball while also playing a season in Japan. He spent parts of six seasons in the Major Leagues with the Marlins, Pirates, and Yankees from 2009-14. He was also a fixture with the Canadian National Team, playing in three World Baseball Classics and numerous tournaments around the world. Leroux attended Winthrop University in South Carolina as a catcher before converting to a pitcher in the summer of 2004 in the Cape Cod League playing for the Falmouth Commodores. He was drafted in the 7th round in 2005 by the Florida Marlins after undergoing Tommy John surgery two months prior. Leroux was born in Montreal but grew up in Mississauga.

John surgery two months prior. Leroux was born in Montreal but grew up in Mississauga.



## LE BASEBALL DES BLUES JAYS



**RODGER BRULOTTE**  
**PLAY-BY-PLAY ANNOUNCER (FRENCH)**

Rodger Brulotte's association with the Expos began in 1969 as a member of the club's scouting department. The following year he was named administrative assistant to the director of scouting and player personnel, Mel Didier. Brulotte had also been in public relations and marketing as well as serving as the team's traveling secretary from 1977-1978. He spent 17 seasons with Jacques Doucet on the Expos' French radio network. For his work on television, more than 20 years at RDS analyzing Expos games, Major League baseball games, All-Star games and postseason games, he and his partner, Denis Casavant, were nominated twice for a Gemeaux Award for sports broadcasting. In 2013, Brulotte was honoured with the Jack Graney Award joining Jacques Doucet, Jerry Howarth and Tom Cheek as members of this elite group. As of August 2012, he joined TVA Sports Network as an analyst on the Blue Jays' French broadcasts. His hobbies are golf, books and movies.



**DENIS CASAVANT**  
**PLAY-BY-PLAY ANNOUNCER (FRENCH)**

Denis Casavant has been describing games for over 40 years, covering baseball, hockey, football, basketball and the Olympic Games. Casavant spent 17 seasons calling games for the Montreal Expos on the club's French radio network, including Dennis Martinez's perfect game on July 28, 1991. He began his broadcasting career in 1982 covering the Olympiques junior hockey team and the Ottawa Rough Riders for a radio station in Hull. Casavant produced and did play-by-play for Expos games from 1986-1989 and then joined RDS for television broadcasts where he covered the Expos and many other sports for nearly 25 years.

## 2024 BLUE JAYS RADIO STATION LIST

### BRITISH COLUMBIA

CISL	Vancouver	650 AM
CHNL	Kamloops	610 AM

### ALBERTA

CFAC/Sportsnet 960		
The FAN	Calgary	960 AM
CKJR	Edmonton	1440 AM

### SASKATCHEWAN

CFSL	Weyburn	1190 AM
------	---------	---------

### ONTARIO

CKGL	Kitchener	570 AM
CFPL	London	980 AM
CKAT	North Bay	600 AM
CFGO/TSN	Ottawa	1200 AM
CHOK	Sarnia	1070 AM
CJCS	Stratford	1240 AM
CJCL/Sportsnet 590		
The FAN	Toronto	590 AM
CKNX	Wingham	920 AM

### NOVA SCOTIA

CJNI	Halifax	95.7 FM
------	---------	---------







As the only sports and entertainment venue of its size and design in Canada, Rogers Centre is one of the most dynamic and versatile entertainment facilities in the world. From music and sport to trade and community events, some of the most iconic athletes, rock stars, entertainers, religious figures, and inspirational leaders have delighted audiences since the stadium's spectacular opening on June 3, 1989.

Formerly known as SkyDome, the venue was renamed Rogers Centre on February 2, 2005. Structurally, the building remains much the same today as it was when it opened in 1989; however, on July 28, 2022, the Toronto Blue Jays announced a multi-year \$300 million privately funded renovation that transformed Rogers Centre from a multi-purpose stadium into a ballpark. This phased project was by far the largest renovation in the building's history, though over the years, Rogers Centre has undergone smaller-scale changes, including widened concourses; updated suites; innovative lighting system; and new video, audio, and broadcast technology.

This impressive technology includes cutting-edge Daktronics video and ribbon boards debuted in 2022, replacing the old system that had been in place since 2005. The 10mm LED videoboard includes an 8,076 square-foot display, with the centre screen measuring 47 feet tall, flanked by two lower wings stretching 258 feet. The 16mm LED ribbon boards are 1,334 feet long, wrapping along the 300 level fascia. With the upgrade, resolution improved 2.5-times to 1080p HD.

The 2022 season also saw the introduction of a state-of-the-art LED Musco lighting system, including brand new backend infrastructure, making Rogers Centre the first Major League ballpark (along with the Miami's LoanDepot Park) to have independent red, green, blue, and amber fixtures, enabling a lighting display of millions of colours and scene options. The previous system was installed in 2011, with original backend infrastructure from the building's opening, and with the new system, hydro consumption was reduced by two-thirds. With more than 2.5 kilometres of fiberoptics and 40,000 feet of copper wire instantaneously controlling 532 LED fixtures (47 colour-changing; four bullpen; and 16 ball trackers), stadium lights can even dance to the beat of music!

Beyond stadium audio and visual technology, the Blue Jays playing surface has evolved substantially throughout its history.

This included a major shift ahead of the 2016 season, with the infield retrofitted from its original state of four separate concrete pits filled with dirt to form each base, to an all-dirt infield. The new dirt infield allows for greater material depth, ensuring the best quality infield surface and more consistency across the league. Now approximately 12,000 square feet, the infield is made up of five distinct layers: the under fill – the existing sand and gravel base below the concrete floor; a two-inch layer of pea gravel for excess water drainage; a four-inch layer of sub-angular sand to manage moisture; six-inches of baseball dirt made up of 60% sand, 20% clay, and 20% silt, processed specifically for baseball fields; and finally, top dressing – a loose layer of calcined and vitrified clay material. The pitcher's mound is constructed on a fibreglass dish that is lowered and raised by a hydraulic system.

The remainder of the field is a permanent AstroTurf® Diamond Series turf system, installed for the 2022 season to improve safety and playability, replacing the previous convertible system introduced in 2015. It was updated again in 2024 as part of the second phase of Rogers Centre renovations and is made up of a Brock shock pad installed over the concrete subgrade, with turf on top made up of three fibres – polyethylene monofilament, slit film, and rootzone fibres – and infilled with subangular sand and granulated rubber.

Rogers Centre's 2022-2023 offseason renovation completely redesigned the Blue Jays outfield to modernize the fan experience and add nuance to how the park plays. The stadium

was one of two remaining MLB venues to have both symmetrical outfield dimensions and wall heights, previously measuring 328 feet down the foul lines, 375 feet to the power alleys, and 400 feet to dead center field, with 10-foot-high walls. The new outfield walls added variations in heights, depths, and angles, creating a distinct and dynamic ballpark character.

While Rogers Centre has evolved into a baseball-first venue, the original engineering was some of the first of its kind. One of the unique original features was the ability to modify the 100 level bowl between two modes – baseball and football – to fit the needs of any event. Prior to the 2023-2024 renovations, the 100 level seats sat on a railway track system that could rotate within hours.

The most remarkable feature, still in use today, is a fully retractable roof converting the ballpark into an open-air venue and rotating back in less than 30 minutes to ensure that no event needs to be cancelled due to inclement weather. The roof system features a series of three moveable and one stationary panel, which takes approximately 25 minutes to open or close fully. The roof weighs 11,000 tons and covers an area of 339,343 square feet, with the highest point standing 282 feet above field level.

Architects Rod Robbie and Michael Allen designed the building and patented its retractable roof system. Preparation of the site began in April 1986, with ground-breaking in October of that same year. The last exterior concrete was poured in November 1988 and the first test of the moveable roof panels was performed in January 1989. More than 10,000 person-years of employment were created with the construction of Rogers Centre.

Legends is the exclusive food and beverage supplier of Rogers Centre.

Conveniently located in the heart of Toronto's vibrant downtown community, at the base of the CN Tower and close to the Entertainment and Financial Districts, the ballpark is easily accessible via the TTC and GO Transit.

### ROGERS CENTRE INTERESTING FACTS

- The entire Rogers Centre complex spans 12.7 acres (5.14 hectares). The building itself takes up 11.5 acres (4.66 hectares).
- The diameter of the building is 700 feet while the volume inside the stadium with the roof closed is 56.5 million cubic feet (1.6 million cubic meters).
- On average, it takes approximately 40 hours to convert the field from baseball to concert mode.
- **Seating bowl capacity: approximately 39,150**
- Suites: 120 suites are located on the 300 and 400 levels of the venue.
- Premium clubs: there are three premium clubs located beneath the 100 level seating bowl – TD Lounge, Rogers Banner Club, and the Blueprint Club – as well as Ticketmaster Lounge on the 300 level and TD Clubhouse on the 200 level
- The Toronto Blue Jays 1993 World Series Title was won on home turf at Rogers Centre (Saturday, October 23 vs. Philadelphia; 8-6)
- On March 17, 2002 Rogers Centre set a venue attendance record when it hosted 68,237 fans for WrestleMania X8.

### ROGERS CENTRE MARQUEE DATES

- Official Groundbreaking: October 3, 1986
- Opening Ceremony: June 3, 1989
- Firsts:
 

Baseball:	June 5, 1989
Concert:	Rod Stewart – June 8, 1989
Football:	June 29, 1989 (pre-season)
	July 12, 1989 (regular season)



**SKYDOME/ROGERS CENTRE FIRSTS**

**GAME** – Monday June 5, 1989  
(Blue Jays-3, Milwaukee Brewers-5)

**WIN** – Wednesday, June 7, 1989  
(Blue Jays-4, Milwaukee-2)

**ATTENDANCE** – 48,378

**TIME/TEMP** – 2:43/18°C (64°F)

**PITCHER** – Jimmy Key, Toronto

**BATTER** – Paul Molitor, Milwaukee (doubled)

**PLATE UMPIRE** – Rocky Roe

**PITCH** – Fastball, called strike

**HIT** – Double by Paul Molitor in 1st inning

**RUN** – Paul Molitor in 1st inning

**SINGLE** – Kelly Gruber, Toronto, 1st inning

**DOUBLE** – Paul Molitor, 1st inning

**HOME RUN** – Fred McGriff, Toronto, 2nd inning

**RBI** – Gary Sheffield, Milwaukee, 1st inning

**WINNING PITCHER** – Don August, Milwaukee

**BLUE JAYS WINNING PITCHER** – John Cerutti

**LOSING PITCHER** – Jimmy Key, Toronto

**SAVE** – Dan Plesac, Milwaukee

**PUTOUT** – Nelson Liriano, Toronto

**ASSIST** – Kelly Gruber, Toronto

**STOLEN BASE** – Fred McGriff, 6th inning

**WALK** – George Bell, Toronto, 2nd inning

**FIRST GAME PLAYED AT EXHIBITION STADIUM**

The Blue Jays slugged their way to a 9-5 triumph over the Chicago White Sox in their April 7, 1977, debut.

Despite snow flurries before the game and near-freezing temperatures, 44,649 fans witnessed the exciting contest, which featured 16 hits by the Blue Jays and 15 by Chicago.

The Blue Jays played 968-games from April 7, 1977-May 28, 1989 at Exhibition Stadium posting a record of 492-476 with 23,213,567 fans passing through the turnstiles.

**EXHIBITION STADIUM FIRSTS**

**GAME** – Thursday April 7, 1977  
(Blue Jays 9, Chicago White Sox 5)

**ATTENDANCE** – 44,649

**TIME/TEMP.** – 3:22/0°C (32°F)

**PITCHER** – Bill Singer, Toronto

**BATTER** – Ralph Garr, Chicago (walked)

**PLATE UMPIRE** – Nestor Chylak

**PITCH** – Called strike

**HIT** – Home run by Richie Zisk, first inning, none on

**RUN** – Ralph Garr (scored on sacrifice fly by Jorge Orta)

**SINGLE** – Jim Spencer, Chicago, April 7, 1977, first inning

**DOUBLE** – Richie Zisk, Chicago, April 7, 1977, second inning

**TRIPLE** – Ron LeFlore, Detroit, April 12, 1977, fifth inning

**HOME RUN** – Richie Zisk, April 7, 1977, first inning

**FIRST RBI** – Jorge Orta, Chicago, April 7, 1977, 1st inning

**INSIDE-THE-PARK HOME RUN** – Cecil Cooper, Milwaukee, May 5, 1977 (fifth inning)

**GRAND SLAM HOME RUN** – Hector Torres vs. New York, June 27, 1977 (fifth inning, off Ron Guidry)

**TWO HOME-RUN GAME** – Doug Ault, Toronto, April 7, 1977

**THREE HOME-RUN GAME** – John Mayberry, K.C., June 1, 1977

**PINCH-HIT HOME RUN** – Al Woods, Toronto, April 7, 1977 (fifth inning)

**WINNING PITCHER** – Jerry Johnson, Toronto (in relief), April 7, 1977

**LOSING PITCHER** – Ken Brett, Chicago (starter), April 7, 1977

**SAVE** – Pete Vuckovich, Toronto, April 7, 1977

**PUTOUT** – Steve Bowling, Toronto (fly ball to right field) April 7, 1977

**ASSIST** – Hector Torres, Toronto (ground ball to shortstop) April 7, 1977

**ERROR** – Rick Cerone, Toronto, April 7, 1977

**SHUTOUT** – Ferguson Jenkins, Boston, Sun. April 24, 1977 (9-0)

**COMPLETE GAME** – Dave Lemanczyk, Toronto vs. Chicago, April 9, 1977

**WALK** – Ralph Garr by Bill Singer, April 7, 1977 (first inning)

**STRIKEOUT** – John Scott by Ken Brett, April 7, 1977 (first inning)

**FORFEIT** – Baltimore, Thurs. September 15, 1977 (Blue Jays 9, Baltimore 0)

**NIGHT GAME** – Mon., May 2, 1977 vs. Milwaukee (Brewers 3, Blue Jays 1)

**STOLEN BASE** – Ralph Garr, Chicago, April 7, 1977 (first inning)

**TRIPLE PLAY** – Clancy to Mayberry to Gomez, April 22, 1978 (sixth inning)

**BALK** – Balor Moore, Toronto vs. Seattle, May 13, 1978

**ONE-HITTER** – Chris Knapp, California, September 3, 1978 (Angels 3, Blue Jays 1)

**NO-HITTER** – Never happened

**EXHIBITION STADIUM LASTS**

**GAME** – May 28, 1989 (Blue Jays 7, Chicago White Sox 5), 10 innings

**ATTENDANCE** – 46,120

**TIME/TEMP.** – 3:19/20°C (68°F)

**PITCHER** – Bobby Thigpen, Chicago

**BATTER** – George Bell, Toronto, home run

**PLATE UMPIRE** – Dan Morrison

**HIT** – Home Run by George Bell, 10th inning

**RUN** – George Bell on home run

**DOUBLE** – Kelly Gruber, Toronto 10th inning

**HOME RUN** – George Bell, 10th inning

**RBI** – George Bell, 10th inning

**WINNING PITCHER** – Tom Henke

**LOSING PITCHER** – Bobby Thigpen

**PUTOUT** – Fred McGriff, Toronto, 10th inning

**ASSIST** – Nelson Liriano, Toronto, 10th inning

**SAHLEN FIELD FIRSTS**

**GAME** – Tuesday, August 11, 2020  
(Blue Jays 5, Miami Marlins 4, 10 innings)

**ATTENDANCE** – 0

**TIME/TEMP.** – 3:20/25°C (77°F)

**PITCHER** – Hyun Jin Ryu, Toronto

**BATTER** – Jonathan Villar, Miami (strikeout)

**PLATE UMPIRE** – James Hoye

**HIT** – Single by Travis Shaw, 1st inning, none on

**HOME RUN** – Brian Anderson, August 11, 2nd inning

**GRAND SLAM HOME RUN** – Danny Jensen vs. New York (AL), September 7, (6th inning, off Adam Ottavino)

**TWO HOME-RUN GAME** – Travis Shaw (TOR) vs. Miami, August 12

**TD BALLPARK FIRSTS**

**GAME** – Thursday, April 8, 2021  
(Angels 7, Blue Jays 5, 11 innings)

**ATTENDANCE** – 1,348

**TIME/TEMP.** – 3:57/27°C (80°F)

**PITCHER** – Ross Stripling, Toronto

**BATTER** – David Fletcher, Angels (L8)

**PLATE UMPIRE** – Eric Bacchus

**HIT** – Double by Mike Trout, 1st inning, none on

**HOME RUN** – Vladimir Guerrero Jr., April 8, 1st inning

**GRAND SLAM HOME RUN** – Vladimir Guerrero Jr. vs. Washington, April 27, 2021 (3rd inn., off Max Scherzer)

**TWO HOME-RUN GAME** – Kyle Higashioka (NYY) vs. Toronto, April 12, 2021





# BLUE JAYS AT ROGERS CENTRE AND EXHIBITION STADIUM

	AT EXHIBITION W-L	AT ROGERS CENTRE W-L	OPEN W-L	CLOSED W-L	OPENED/CLOSED DURING GAME W-L
1977	25-55				
1978	37-44				
1979	32-49				
1980	35-46				
1981	17-36				
1982	44-37				
1983	48-33				
1984	49-32				
1985	54-26				
1985 ALCS	2-2				
1986	42-39				
1987	52-29				
1988	45-36				
1989	12-14				
1989 ALCS		34-21	23-21	9-0	2-0
1990		1-2	-	1-2	-
1990		44-37	12-18	29-17	3-2
1991		46-35	26-22	19-10	1-3
1991 ALCS		0-3	-	0-3	-
1992		53-28	19-11	31-16	3-1
1992 ALCS		2-1	-	2-1	-
1992 WS		2-1	-	2-1	-
1993		48-33	15-14	30-17	3-2
1993 ALCS		1-2	-	1-2	-
1993 WS		2-1	-	2-1	-
1994		33-26	11-12	16-11	6-3
1995		29-43	17-26	12-16	0-1
1996		35-46	18-25	14-16	3-5
1997		42-39	20-20	18-16	4-3
1998		51-30	33-12	16-13	2-5
1999		40-41	18-34	18-5	4-2
2000		45-36	26-12	16-21	3-3
2001		39-42	20-19	18-22	1-1
2002		42-39	30-22	11-17	1-0
2003		41-40	21-17	19-20	1-4
2004		40-41	28-26	12-14	0-1
2005		43-38	27-24	13-13	3-1
2006		50-31	24-19	24-12	2-0
2007		49-32	32-19	15-13	2-0
2008		47-34	26-20	19-10	2-4
2009		44-37	17-20	22-15	5-2
2010		45-33	29-19	10-14	6-0
2011		42-39	29-30	12-9	1-0
2012		41-40	22-24	15-14	4-2
2013		40-41	23-20	15-20	2-1
2014		46-35	25-19	19-15	1-1
2015		53-28	38-14	11-14	4-0
2015 ALDS		1-2	-	1-2	-
2015 ALCS		2-1	-	2-1	-
2016		46-35	34-16	11-18	1-1
2016 ALWC		1-0	1-0	-	-
2016 ALDS		1-0	-	1-0	-
2016 ALCS		1-2	-	1-2	-
2017		42-39	22-18	20-14	0-7
2018		40-41	21-19	19-21	0-1
2019		35-46	12-20	21-25	2-1
2021		25-11	20-9	2-0	3-2
2022		47-34	30-22	16-12	1-0
2022 ALWC		0-2	-	0-2	-
2023		43-38	26-25	15-10	2-3
<b>OVERALL</b>	<b>492-476</b>	<b>1440-1209</b>	<b>794-668</b>	<b>568-479</b>	<b>78-62</b>
<b>POSTSEASON</b>	<b>2-2</b>	<b>14-17</b>	<b>1-0</b>	<b>13-17</b>	<b>-</b>

All-time regular-season home wins 1928 + All time postseason home wins 16 = 1944  
 All-time regular-season home losses 1678 + All time postseason home losses 19 = 1697

\* Games played against Philadelphia in June 2010 are considered away games in W-L records but home games in attendance records.

\*\* All 26 home games in 2020 were played at Sahlen Field in Buffalo, NY (17-9).

\*\*\* The first 44 home games of 2021 were split between TD Ballpark in Dunedin, FL (10-11) and Sahlen Field (12-11).

BIOGRAPHIES

LAST SEASON

HISTORY

RECORDS

OPPONENTS

PLAYER DEV.

MEDIA & MISC.



## GAME DELAYS AT ROGERS CENTRE

DATE	TEAM	REASON	DURATION
June 7, 1989	Milwaukee	Rain	6 minutes
August 27, 1990	Milwaukee	Bugs	35 minutes
August 10, 1991	Boston	Rain	14 minutes
July 21, 1994	Texas	Rain	7 minutes
June 18, 1997	Atlanta	Fog	14 minutes
July 26, 2003	Chicago (A)	Rain	26 minutes

## GROUND RULES – ROGERS CENTRE

1. Ball hitting any portion of fence or screen in back of home plate—in play.
2. Ball going into camera booth behind home plate: thrown by pitcher from rubber—one base; any other thrown ball—two bases.
3. Ball hitting padding and bouncing over fence—two bases.
4. A fairly batted or thrown ball lodged in the padding—two bases.
5. A fairly batted or thrown ball that goes into the dugout or strikes equipment on the dugout steps is considered in the dugout.
6. Ball hitting padding on outfield fence to foul or seating side of foul line—dead ball.

## HOME POSTPONEMENTS

1. April 22, 1977 vs. Boston (Friday-Day)
2. April 23, 1977 vs. Boston (Saturday-Day)
3. September 24, 1977 vs. New York (Saturday-Day)
4. September 30, 1977 vs. Cleveland (Friday-Night)
5. October 1, 1977 vs. Cleveland (Saturday-Day)
6. April 20, 1978 vs. New York (Thursday-Day)
7. May 8, 1978 vs. Oakland (Monday-Night)
8. May 14, 1978 vs. Seattle (Sunday-Day)
9. June 12, 1978 vs. Minnesota (Monday-Night)
10. May 25, 1979 vs. Boston (Friday-Night)
11. April 14, 1980 vs. Milwaukee (Monday-Opening Day)
12. April 28, 1980 vs. Kansas City (Monday-Night)
13. May 13, 1980 vs. Seattle (Tuesday-Night)
14. June 19, 1980 vs. Chicago (Thursday-Night)
15. May 5, 1981 vs. Cleveland (Tuesday-Night) - fog
16. August 30, 1981 vs. Kansas City (Sunday-Day)
17. September 21, 1981 vs. Oakland (Monday-Night)
18. June 5, 1982 vs. Cleveland (Saturday-Day)
19. June 25, 1982 vs. Minnesota (Friday-Night)
20. September 14, 1982 vs. Oakland (Tuesday-Night)
21. April 30, 1983 vs. Chicago (Saturday-Day)
22. May 29, 1983 vs. Boston (Sunday-2nd Game-DH)
23. July 4, 1983 vs. Seattle (Monday-Night)
24. April 30, 1984 vs. Texas (Monday-Night) - winds
25. April 16, 1986 vs. Baltimore (Wednesday-Day)
26. September 10, 1986 vs. New York (Wednesday-Night)
27. October 4, 1986 vs. Milwaukee (Saturday-Day)
28. April 15, 1988 vs. Minnesota (Friday-Night) - cold
29. May 17, 1989 vs. California (Sunday-Day)
30. April 12, 2001 vs. Kansas City (Thursday-Night) - unsafe roof
31. April 16, 2018 vs. Kansas City (Monday-Night) - unsafe roof
32. August 15, 2020 vs. Tampa Bay (Saturday-Night) - rain
33. April 11, 2021 vs. Los Angeles (AL) (Sunday-Day) - rain
34. July 17, 2021 vs. Texas (Saturday-Day) - rain
35. July 20, 2021 vs. Boston (Tuesday-Night) - rain

## ROGERS CENTRE FIELD MEASUREMENTS

Left Foul Line: 328 feet (14 feet, 4 inches)  
Left-center Field Alley: 368 feet (11 feet, 2 inches)  
Center Field: 400 feet (8 feet)  
Right-center Field Alley: 359 feet (14 feet, 4 inches)  
Right Foul Line: 328 feet (12 feet, 7 inches)

## ROGERS CENTRE ADDRESS

1 Blue Jays Way  
Toronto, Ontario  
M5V 1J1



# ROGERS CENTRE ROOF OPENINGS

## FIRST OPENING DATE OF EACH SEASON

YEAR	DATE OPENED	OPPONENT	FINAL SCORE	W-L	TEMPERATURE & WIND
1989	Monday, June 5	Milwaukee Brewers	Blue Jays 3 – Brewers 5	0-1	18°C/64°F, 6KM
1990	Thursday, April 26	Cleveland Indians	Blue Jays 3 – Indians 4	0-2	29°C/84°F, 20KM
1991	Saturday, April 27	Detroit Tigers	Blue Jays 2 – Tigers 4	0-3	20°C/68°F, 9KM
1992	Saturday, May 16	Seattle Mariners	Blue Jays 6 – Mariners 7	0-4	21°C/70°F, 17KM
1993	Thursday, May 6	Baltimore Orioles	Blue Jays 10 – Orioles 8	1-4	19°C/66°F, 30KM
1994	Saturday, May 7**	Milwaukee Brewers	Blue Jays 3 – Brewers 2	2-4	11°C/52°F, 15KM
1995	Friday, May 26	Cleveland Indians	Blue Jays 4 – Indians 7	2-5	20°C/68°F, 20KM
1996	Saturday, May 25	Minnesota Twins	Blue Jays 4 – Twins 6	2-6	15°C/59°F, 18KM
1997	Saturday, April 26	Seattle Mariners	Blue Jays 4 – Mariners 3	3-6	15°C/59°F, 17KM
1998	Wednesday, May 13	Oakland Athletics	Blue Jays 2 – Athletics 4	3-7	20°C/68°F, 10KM
1999	Tuesday, May 4	Oakland Athletics	Blue Jays 4 – Athletics 13	3-8	21°C/70°F, 15KM
2000	Friday, May 5	Cleveland Indians	Blue Jays 11 – Indians 10	4-8	26°C/79°F, 30KM
2001	Wednesday, June 6	Tampa Bay Rays	Blue Jays 2 – Rays 6	4-9	22°C/72°F, 20KM
2002	Wednesday, April 16	Boston Red Sox	Blue Jays 3 – Red Sox 14	4-10	27°C/81°F, 29KM
2003	Monday, May 26	Chicago White Sox	Blue Jays 11 – White Sox 5	5-10	17°C/63°F, 15KM
2004	Thursday, May 13	Boston Red Sox	Blue Jays 12 – Red Sox 6	6-10	17°C/63°F, 10KM
2005	Friday, May 6	Chicago White Sox	Blue Jays 3 – White Sox 5	6-11	17°C/63°F, 17KM
2006	Wednesday, April 19	New York Yankees	Blue Jays 1 – Yankees 3	6-12	17°C/63°F, 11KM
2007	Sunday, April 29	Texas Rangers	Blue Jays 7 – Rangers 3	7-12	17°C/63°F, 10KM
2008	Thursday, April 17	Texas Rangers	Blue Jays 1 – Rangers 4	7-13	21°C/70°F, 19KM
2009	Thursday, May 14	New York Yankees	Blue Jays 2 – Yankees 3	7-14	21°C/70°F, 35KM
2010	Wednesday, April 21	Kansas City Royals	Blue Jays 3 – Royals 4	7-15	14°C/57°F, 15KM
2011	Saturday, May 7	Detroit Tigers	Blue Jays 0 – Tigers 9	7-16	13°C/55°F, 13KM
2012	Thursday, April 19	Tampa Bay Rays	Blue Jays 4 – Rays 9	7-17	16°C/61°F, 11KM
2013	Thursday, May 2	Boston Red Sox	Blue Jays 1 – Red Sox 3	7-18	16°C/61°F, 22KM
2014	Saturday, May 24	Oakland Athletics	Blue Jays 5 – Athletics 2	8-18	16°C/61°F, 8KM
2015	Wednesday, May 6	New York Yankees	Blue Jays 5 – Yankees 1	9-18	16°C/61°F, 8KM
2016	Friday, May 27	Boston Red Sox	Blue Jays 7 – Red Sox 5	10-18	20°C/68°F, 8KM
2017	Sunday, May 28	Texas Rangers	Blue Jays 1 – Rangers 3	10-19	16°C/60°F, 23KM
2018	Wednesday, May 9	Seattle Mariners	Blue Jays 5 – Mariners 2	11-19	17°C/62°F, 19KM
2019	Thursday, June 6	New York Yankees	Blue Jays 2 – Yankees 6	11-20	19°C/66°F, 8KM
2021	Friday, July 30	Kansas City Royals	Blue Jays 6 – Royals 4	12-20	19°C/66°F, 19KM
2022	Monday, May 16	Seattle Mariners	Blue Jays 6 – Mariners 2	13-20	17°C/63°F, 21KM
2023	Wednesday, April 12	Detroit Tigers	Blue Jays 4 – Tigers 3	14-20	16°C/61°F, 26KM

\*\* – indicates roof was closed during game

+ All home games in 2020 were played at Sahlen Field in Buffalo, NY

## LONGEST SCORELESS INNINGS STREAKS BY A TORONTO RELIEVER WITHIN A SEASON

1989	26.2	Tom Henke	Aug. 6-Sept. 14, 1989
2015	26.0	Brett Cecil	June 24-Sept. 19, 2015
2008	26.0	Scott Downs	May 2-July 1, 2008
1986	24.0	Mark Eichhorn	Aug. 10-29, 1986
2001	23.0	Paul Quantrill	April 3-May 10, 2001
2007	21.2	Jeremy Accardo	April 4-May 26, 2007
1987	21.1	Tom Henke	April 6-May 20, 1987
1978	21.1	Victor Cruz	June 24-July 31, 1978



# BLUE JAYS SPRING TRAINING DIRECTORY

## SITE

### MINOR LEAGUE COMPLEX

Toronto Blue Jays Player Development Complex  
3031 Garrison Road  
Dunedin, Florida 34698

### TD BALLPARK

373 Douglas Avenue  
Dunedin, Florida 34698

All home games will be played at TD Ballpark

### MAILING ADDRESS:

TORONTO BLUE JAYS  
373 Douglas Avenue  
Dunedin, Florida 34698

### TELEPHONES:

TD BALLPARK OFFICE.....	(727) 733-9302
TD BALLPARK TICKETS.....	(727) 733-0429
MEDIA RELATIONS OFFICE.....	(727) 733-9302
FAX – TD BALLPARK.....	(727) 734-7661
PRESS BOX.....	(727) 738-7040

### TICKET DATA:

Ticket Office at: TD Ballpark, 373 Douglas Avenue, Dunedin, FL  
Monday to Friday 8:00am – 6:00pm, Saturday and Sunday 10:00am – 2:00pm for phone orders.....1-888-525-JAYS  
In Person: Open for ticketing support on game days

**Media Parking:** Limited available.

**Trainer's Room:** Trainer's room is not accessible to media at any time.



## TD BALLPARK

The Blue Jays are the only Major League Baseball team to have remained in the same Spring Training location throughout franchise history. Located at the corner of Douglas Avenue and Beltrees Street in Dunedin, FL, TD Ballpark has been the Spring Training home for the Toronto Blue Jays since the club's first season in 1977. It is also home to the Dunedin Blue Jays of the Florida State League (Class-A affiliate).

From 1977 to 1989, the Blue Jays played at Grant Field. The first ever Blue Jays game played there was on March 11, 1977 with the Blue Jays defeating the New York Mets by a score of 3-1. In 1990, the City of Dunedin built Dunedin Stadium at Grant Field for the Blue Jays, increasing the seating capacity from 3,417 to 6,106. The project cost of approximately \$2.4 million, designed by the architect firm Johnston Dana Associates and built by Case Contracting Company.

On September 8, 2000, the City of Dunedin and the Blue Jays reached an agreement to keep the team in Dunedin for a minimum of 15 years. Under the new agreement, major renovations were made to Dunedin Stadium and a new Minor League facility was constructed. The \$12.5 million renovation was shared between the State of Florida, Pinellas County, the City of Dunedin, and the Blue Jays. The renovations to Dunedin Stadium began in February 2002 and were designed by the architectural firm HOK Sports + Venue + Event and built by J.A. Jones Construction. The changes to Dunedin Stadium included a new two-story building beyond the right field wall, which holds the Blue Jays clubhouse, training room, and weight room on the ground floor, with office space for the Major League club on the second floor. The visiting clubhouse was located on the third-base line and the bleacher seats along the right-field foul line were removed in favour of permanent seating. The dimensions of the stadium increased from 315 to 327 feet with a capacity of 5,509.

Construction on the Minor League facility was completed for the 2003 season. The Bobby Mattick Training Center was located on the same grounds of the Englebert Complex. Until 2018, the facility featured clubhouses, offices, a weight room, five full fields, and one half field.

In December of 2018, the Blue Jays announced a partnership between the City of Dunedin, Pinellas County, and the State of Florida for a \$102 million overhaul of the ballpark and Minor League facilities, keeping Dunedin as the Spring Training home of the Blue Jays for another 25 years. The renovation to the ballpark expanded capacity to 8,500 (including standing room only) and featured a brand-new Jays Shop, renovated suites, an air-conditioned bar, a family area, a 360° boardwalk linking each side of the ballpark, an enhanced videoboard and speaker system, and refreshed concession stands and restrooms. On November 4, 2019, the Blue Jays officially renamed the newly renovated stadium TD Ballpark, building on a five-year sponsor relationship announced in early 2019. The grand opening of TD Ballpark took place on February 24, 2020 versus the Atlanta Braves.

The second major piece of the investment included a revolutionary Player Development Complex, featuring three new diamonds, a 10,000 square foot weight room, dedicated Major and Minor League clubhouses, pitching and hitting labs, a 3,000 square foot kitchen, variable depth pools, a sprint hill, and covered agility field. The new facility opened in the fall of 2020, at which point the Bobby Mattick Complex will be turned over to the City of Dunedin.

The largest spring exhibition game crowd in Dunedin prior to the 2020 renovation was 6,218, on Tuesday, March 27, 1990 between the Blue Jays and the Kansas City Royals, and on Wednesday, March 13, 1985 between the Blue Jays and the New York Mets. However, that mark was eclipsed during the 2020 Spring Training Home Opener at TD Ballpark, as 6,335 fans entered on February 24 to see the Blue Jays take on the Atlanta Braves in their newly renovated park. Three years later, as pandemic travel restrictions for Canadian baseball fans dissipated, a new record of 7,011 fans was established when the Blue Jays took on the Yankees for their 2023 Home Opener on February 26.

### DIMENSIONS

Left-field line	328 ft/100.0 m
Left-centre	373 ft/113.7 m
Centre field	400 ft/121.9 m
Right-centre	353 ft/107.6 m
Right-field line	328 ft/100.0 m

Fence – 10' high from LF-CF; 16' high from CF-RF  
Warning track – 20 ft/6.1 m  
Capacity – 8,500



# SPRING TRAINING RECORD

YEAR	HOME W-L-T	ROAD W-L-T	OTHER W-L-T	OVERALL W-L-T	PCT
1977	5-8-0	3-8-0	0-0-0	8-16-0	.333
1978	3-8-0	5-9-0	0-0-0	8-17-0	.320
1979	6-6-0	6-6-0	0-0-0	12-12-0	.500
1980	5-4-0	5-3-0	0-0-0	10-7-0	.588
1981	7-6-0	6-7-1	0-0-0	13-13-1	.481
1982	7-7-0	8-5-1	0-0-0	15-12-1	.536
1983	9-4-0	7-6-0	1-1-0	17-11-0	.607
1984	8-6-0	5-10-0	2-2-0	15-18-0	.456
1985	11-4-0	8-5-1	1-2-0	20-11-1	.625
1986	10-3-0	5-9-0	0-0-0	15-12-0	.556
1987	5-5-1	4-6-1	0-0-1	9-11-3	.391
1988	9-5-0	9-5-2	1-1-0	19-11-2	.594
1989	12-4-0	9-6-0	0-0-0	21-10-0	.677
1990	1-5-0	3-5-0	0-0-0	4-10-0	.286
1991	6-10-0	3-9-2	1-2-0	10-21-2	.303
1992	12-4-0	1-14-0	1-3-0	14-21-0	.400
1993	8-8-0	3-11-0	2-2-0	13-21-0	.382
1994	7-10-0	5-8-1	0-4-0	12-22-1	.342
1995	4-2-1	1-3-1	0-1-0	5-6-2	.385
1996	6-8-1	3-14-0	0-3-0	9-25-1	.257
1997	12-4-0	5-10-1	0-0-0	17-14-1	.531
1998	7-10-0	9-6-0	2-0-0	18-16-0	.529
1999	8-9-0	4-11-0	0-0-0	12-20-0	.375
2000	12-5-1	6-7-0	2-2-1	20-14-2	.556
2001	8-5-0	4-11-0	0-1-0	12-17-0	.414
2002	7-5-2	6-8-1	0-0-0	13-13-3	.448
2003	8-4-2	5-6-2	0-0-0	13-10-4	.481
2004	7-8-1	6-7-1	0-0-0	13-15-2	.433
2005	9-6-0	7-4-2	0-2-0	16-12-2	.533
2006	5-10-0	7-8-0	0-0-0	12-18-0	.400
2007	6-7-2	6-7-2	0-0-0	12-14-4	.400
2008	7-7-0	6-9-0	2-0-0	15-16-0	.484
2009	7-8-1	6-9-2	1-0-1	14-17-4	.400
2010	4-6-1	8-8-0	1-1-0	13-15-1	.448
2011	8-7-0	8-7-1	0-0-0	16-14-1	.516
2012	13-3-1	11-4-0	0-0-0	24-7-1	.750
2013	8-7-1	8-10-0	2-0-0	18-17-1	.500
2014	9-7-0	7-6-0	2-0-0	18-13-0	.581
2015	9-7-0	10-6-0	1-1-0	20-14-0	.588
2016	11-1-2	5-6-1	0-2-0	16-9-3	.571
2017	4-11-1	7-7-1	1-0-1	12-18-3	.364
2018	7-7-1	6-10-0	1-1-0	14-18-1	.424
2019	6-6-1	7-8-0	1-1-0	13-14-2	.448
2020	6-2-1	7-4-1	0-0-0	13-6-2	.619
2021	8-3-3	8-6-0	0-0-0	16-9-3	.571
2022	5-2-1	4-4-1	0-0-0	9-6-2	.529
2023	10-5-1	7-10-0	0-0-0	17-15-1	.531
<b>Total</b>	<b>352-279-27</b>	<b>279-348-26</b>	<b>25-32-4</b>	<b>655-658-57</b>	<b>.499</b>



BIOGRAPHIES

LAST SEASON

HISTORY

RECORDS

OPPONENTS

PLAYER DEV.

MEDIA & MISC.



# SPRING TRAINING ATTENDANCE

YEAR	HOME	ROAD	OTHER	TOTAL
1977	21,728	22,093	—	43,821
1978	20,009	36,334	—	56,343
1979	21,420	26,496	—	47,916
1980	15,377	18,499	—	33,876
1981	24,180	33,391	—	57,571
1982	26,442	37,237	—	63,679
1983	27,662	31,590	28,871	88,123
1984	32,869	53,900	110,990	197,759
1985	39,022	45,268	67,007	151,297
1986	43,263	62,936	—	106,199
1987	35,101	38,383	16,620	90,104
1988	42,673	73,234	39,570	155,477
1989	54,270	77,284	—	131,554
1990	21,410	27,695	—	49,105
1991	80,461	96,300	70,471	247,232
1992	84,356	102,651	103,952	290,959
1993	73,195	89,701	172,919	335,815
1994	80,310	83,782	141,465	305,557
1995	17,059	17,775	22,533	57,367
1996	54,158	83,311	18,232	155,701
1997	61,827	89,998	—	151,825
1998	48,313	78,940	31,523	158,776
1999	54,485	79,371	—	133,856
2000	48,450	77,416	35,198	161,064
2001	52,080	75,978	15,870	143,928
2002	46,530	80,262	—	126,792
2003	48,291	68,132	—	116,423
2004	58,840	82,037	—	140,877
2005	53,620	72,979	20,007	146,606
2006	53,930	82,153	—	136,083
2007	62,591	94,742	—	157,333
2008	64,444	84,835	56,257	205,536
2009	68,674	100,606	—	169,280
2010	52,550	93,019	45,257	190,826
2011	68,195	115,359	—	183,554
2012	77,108	111,493	—	188,601
2013	78,529	124,458	72,975	275,962
2014	67,830	92,035	96,350	256,215
2015	69,101	109,966	96,545	275,612
2016	72,661	87,495	106,102	266,258
2017	78,739	120,350	98,604	297,693
2018	68,927	111,098	51,151	231,176
2019	63,814	110,740	46,984	221,538
2020	46,865	73,152	—	120,017
2021	13,249	30,909	—	44,158
2022	30,490	48,467	—	78,957
2023	89,696	113,379	—	203,075
<b>TOTALS</b>	<b>2,414,794</b>	<b>3,467,229</b>	<b>1,565,453</b>	<b>7,447,476</b>

\* Other venues are not included in home and road.



BIographies

LAST SEASON

HISTORY

RECORDS

OPPONENTS

PLAYER DEV.

MEDIA & MISC.





# GLOSSARY OF MEDICAL TERMS

BIographies

LAST SEASON

HISTORY

RECORDS

OPPONENTS

PLAYER DEV.

MEDIA & MISC.

**ABDUCT** – Movement of any extremity away from the midline of the body. This action is achieved by an abductor muscle.

**AC JOINT** – Acromioclavicular joint; joint of the shoulder where acromion process of the scapula and the distal end of the clavicle meet; most shoulder separations occur at this point.

**ADDUCT** – Movement of any extremity towards the midline of the body. This action is achieved by an adductor muscle.

**ANTERIOR** – In front of; the front surface of.

**ANTERIOR CRUCIATE LIGAMENT (ACL)** – A primary stabilizing ligament within the center of the knee joint that prevents hyperextension and excessive rotation of the joint. A complete tear of the ACL necessitating reconstruction could require up to 12 months of rehabilitation.

**ANTI-INFLAMMATORY** – Any agent which prevents inflammation, such as aspirin or ibuprofen.

**ARTHROGRAM** – X-ray technique for joints using air and/or dye injected into the affected area; useful in diagnosing meniscus tears of the knee and rotator cuff tears of the shoulder.

**ARTHROSCOPY** – A surgical examination of the internal structures of a joint by means of viewing through an arthroscope. An arthroscopic procedure can be used to remove or repair damaged tissue or as a diagnostic procedure in order to inspect the extent of any damage or confirm a diagnosis.

**BONE SCAN** – An imaging procedure in which a radioactive-labeled substance is injected into the body to determine the status of a bone injury. If the radioactive substance is taken up by the bone at the injury site, the injury will show as a “hot spot” on the scan image. The bone scan is particularly useful in the diagnosis of stress fractures.

**CARTILAGE** – Smooth, slippery substance preventing two ends of bones from rubbing together.

**CAT SCAN** – Use of a computer to produce a cross-sectional view of the anatomical part being investigated from x-ray data.

**CHARLEY HORSE** – A contusion or bruise to any muscle resulting in intramuscular bleeding.

**CONCUSSION** – Jarring injury of the brain resulting in dysfunction. It can be graded as mild, moderate or severe depending on loss of consciousness, amnesia and loss of equilibrium.

**CONTUSION** – An injury to muscle and tissues cause by a blow from a blunt object.

**DEBRIDEMENT** – Removal of non-healthy tissues and foreign material from a wound or burn to prevent infection and permit healing.

**DELTOID MUSCLE** – Muscles at the top of the arm, just below the shoulder, responsible for shoulder motions to the front, side and back.

**DISC** – A flat, rounded plate between each vertebrae of the spine. The disc consists of a thick fibering which surrounds a soft gel-like interior. It functions as a cushion for the spinal column.

**FEMUR** – Thigh bone; largest bone in the body.

**FIBULA** – Smaller of the two bones in the lower leg; runs from the knee to the ankle along the outside of the lower leg.

**FRACTURE** – Breach in continuity of a bone. Types of fractures include simple, compound, comminuted, greenstick, incomplete, impacted, longitudinal, oblique, stress or transverse.

**GADOLINIUM MRI** – The chemical gadolinium is injected into the joint being studied so as to enhance the diagnosis of the structure under investigation.

**GLENOID** – Cavity of the scapula into which the head of the humerus fits to form the shoulder girdle.

**GRADE ONE INJURY** – A mild injury in which ligament, tendon, or other musculoskeletal tissue may have been stretched or confused, but not torn or otherwise disrupted.

**GRADE TWO INJURY** – A moderate injury when musculoskeletal tissue has been partially, but not totally torn which causes appreciable limitation in function of the injured tissue.

**GRADE THREE INJURY** – A severe injury in which tissue has been significant, and in some cases totally, torn or otherwise disrupted causing a virtual total loss of function.

**GROIN** – Junction of the thigh and abdomen; location of muscles that rotate, flex and adduct the hip.

**HEMATOMA** – Tumor-like mass produced by an accumulation of coagulated blood in a cavity.

**HYPEREXTENSION** – Extreme extension of a limb or body part.

**IMPINGEMENT SYNDROME** – Pinching together of the supraspinatus muscle and other soft tissue in the shoulder. The most common (throwing) arm injury, which represents many pathologies and general involves supraspinatus overuse.

**INFLAMMATION** – The body’s natural response to injury in which the injury site might display various degrees of pain, swelling, heat, redness and/or loss of function.

**LABRUM (Labrum Glenoidale)** – The cartilage of the glenoid cavity in the shoulder. A lip-edge or lip-like structure.

**LATERAL** – To the outside of the body.

**LIGAMENT** – Band of fibrous tissue that connects bone to bone, or bone to cartilage and supports and strengthens joints.

**MAGNETIC RESONANCE IMAGING (MRI)** – Imaging procedure in which a radio frequency pulse causes certain electrical elements of the injured tissue to react to this pulse and through this process a computer display and permanent film establish a visual image. MRI does not require radiation and is very useful in the diagnosis of soft tissue, disc, and meniscus injuries.

**MEDIAL** – To the inside of the body.

**MEDIAL COLLATERAL LIGAMENT (MCL)** – Ligament of knee along the medial aspect that connects the femur to the joint.

**MENISCUS** – Crescent shaped cartilage, usually pertaining to the knee joint, also known as “cartilage.” There are two menisci in the knee, medial and lateral. These work to absorb weight within the knee and provide stability.

**METACARPALS** – Five long bones of the hand running from the wrist to the fingers.

**METATARSALS** – Five long bones of the foot, running from the ankle to the toes.

**POSTERIOR** – At the back part, or rear of the body.

**POSTERIOR CRUCIATE LIGAMENT (PCL)** – A primary stabilizing ligament of the knee that provides significant stability and prevents displacement of the tibia backward within the knee joint. A complete tear of this ligament necessitating reconstruction could require up to 12 months of rehabilitation.

**QUADRICEP MUSCLES “QUADS”** – A group of four muscles of the front thigh that run from the hip and form a common tendon at the patella; they are responsible for knee extension.

**ROTATOR CUFF** – Comprised of four muscles in the shoulder area that can be irritated by overuse. The muscles are the supraspinatus (most commonly injured), infraspinatus, teres minor and subscapularis.

**ROTATOR CUFF IMPINGEMENT SYNDROME** – A microtrauma or overuse injury caused by stress. The four stages are: 1) tendonitis with temporary thickening of the bursa and rotator cuff 2) fiber dissociation in the tendon with permanent thickening of the bursa and scar formation 3) a partial rotator cuff tear of less than 1 cm and 4) a complete tear of 1 cm or more.

**SHIN SPLINT** – A catch-all syndrome describing pain in the shin that is not a fracture or tumor, and cannot be defined otherwise.

**SPRAIN** – Injury resulting from the stretch or twist of the joint and causes various degrees of stretch or tear of a ligament or other soft tissue at the joint.

**STRAIN** – Injury resulting from a pull or torsion to the muscle or tendon that causes various degrees of stretch or tear to the muscle or tendon tissue.

**STRESS FRACTURE** – A hair-line type of break in a bone caused by overuse.

**SYNOVITIS** – Inflammation of the synovial lining of a joint.

**TENDINITIS** – Inflammation of the tendon and/or tendon sheath, caused by chronic overuse or sudden injury.

**TENDON** – Tissue that connects muscle to bone.

**TIBIA** – Larger of the two bones of the lower leg and is the weight-bearing bone of the shin.

**ULNAR NERVE** – Nerve in the elbow commonly irritated from excessive throwing.

**ULTRASOUND** – An electrical modality that transmits a sound wave through an applicator into the skin to the soft tissue in order to heat the local area for relaxing the injured tissue and/or disperse edema.

**NOTE: This list is not meant to be all inclusive, nor should it be used as a substitute for a physician’s diagnosis and/or description of an injury or illness.**





Consecutive Games With at Least 1 RBI .....	330
Blue Jays Rookies .....	331
Highs & Lows .....	331
An Early Start .....	331
Rookies Year by Year .....	332
Top Five Rookies .....	333
Home Runs .....	334
Club Records .....	334
Hitters .....	334
Home Run Summary .....	334
Pitchers .....	335
Home Runs At Rogers Centre .....	336
Rogers Centre 500 Level Home Runs .....	336
Blue Jays Five or More .....	337
Home Run Games .....	337
Four Home Runs in One Inning .....	337
Back-to-Back Home Runs .....	337
Three Home Runs in One Inning .....	338
Consecutive Games With at Least One Home Run .....	338
Individual Records .....	339
Yearly Home Run Leaders .....	339
Most Home Runs, One Month .....	339
Home Run Trios, One Season .....	339
Home Run Duos, One Season .....	339
Most Players 10 or More Home Runs .....	340
Four Home Run Games .....	340
Three Home Run Games .....	340
Multiple 20-Plus Home Run Seasons .....	341
Consecutive Game Home Runs .....	341
Most Home Runs in a Season Series .....	341
All-Time Longest Homerless Stretches .....	341
Leadoff Home Runs .....	342
Leading Off .....	342
Blue Jays, Home Run on First Pitch of Game .....	342
Homering From Both Sides .....	342
Blue Jays (Same Game) .....	342
Pinch-Hit Home Runs .....	343
PH Home Run Leaders .....	343
Inside-the-Park Home Runs .....	344
Extra-Inning Home Runs .....	345
First Major League Hit as a Home Run .....	345
Home Runs, First Major League At-Bat .....	345
Walk-Off Home Runs .....	346
Grand Slam Home Runs .....	347
Leaders .....	347
First Home Run as a Blue Jay to be a Grand Slam .....	348
Youngest Blue Jays to Hit a Grand Slam, All-Time .....	348
Grand Slam Record .....	348
Postseason and All-Star Homers .....	349
Blue Jays .....	349
World Series .....	349
League Championship Series .....	349
League Division Series .....	349
Wild Card .....	349
All-Star Game .....	349
Opponents .....	350
World Series .....	350
League Championship Series .....	350
League Division Series .....	350
Wild Card .....	350
All-Star Game .....	350

<b>OPPONENTS</b> .....	<b>351</b>
Opponents .....	352
Leading Opponents vs. Blue Jays .....	352
Low Hit Games vs. Blue Jays .....	353
Opponents All-Time Leaders vs. Toronto .....	354
American League Opponents .....	355
National League Opponents .....	362
Consecutive Wins and Losses Against American League Opponents .....	370
Pitchers at the Plate .....	371

<b>PLAYER DEVELOPMENT</b> .....	<b>373</b>
Player Development .....	374
Joe Scialfani .....	374
Charlie Wilson .....	374
Reed Klenle .....	374
Edwin Encarnacion .....	374
Jason Bere .....	375
Pat Hentgen .....	375
Paul Quantrill .....	375
Tim Lincecum .....	375
Devon White .....	375
Scouting .....	376
Ryan Mittelman .....	376
Shane Farrell .....	376
Jose "Sandy" Rosario .....	376
Lorenzo Perez .....	376
Luis Natera .....	376
Jose Contreras .....	377
Aaron Acosta .....	377
Harry Embinder .....	377
Francisco Plascencia .....	377
Kory Lefreriere .....	378
Professional Scouts .....	378
Amateur Scouts .....	379
Area Scouts .....	380
Amateur Scouting Support Staff .....	381
International Scouts .....	382
2024 Minor League Instructors .....	383
Duncan, Eric .....	383
Tamargo Jr., John .....	383
Parry, Craig .....	383
Solano, Danny .....	383
Popham, Cory .....	384
Herrmann, Frank .....	384
Ricky Meinhold .....	384
Paul, Josh .....	384
Minor League Affiliates .....	386
Buffalo Bisons .....	388
Candaele, Casey .....	388
Murphy, Donnie .....	388
Hayes, Drew .....	388
Long, Ryan .....	388
Echevarria, Justin .....	388
Gomez, Anthony .....	388
New Hampshire Fisher Cats .....	390
Martin, Cesar .....	390
McGuigan, Jake .....	390
Bonnett, Joel .....	390
Huckaby, Mitch .....	390
Carroll, George .....	390
Cleary Jr., Delta .....	390
Yardley, Eric .....	390
Vancouver Canadians .....	392
Lavallee, Brent .....	392

Barreto, Deiferson .....	392
Bibens-Dirix, Austin .....	392
Wright, Ryan .....	392
Stephenson, Ashley .....	392
Phillips, Carson .....	392
Dunedin Blue Jays .....	393
Mayorga, Jose .....	393
von Roemer, Matt .....	393
Riordan, Cory .....	393
Knight, Nash .....	393
Stribricky, Petr .....	393
Hernandez, Yoel .....	393
FCL Blue Jays .....	394
Fermin, Andy .....	394
Schaeffer, Chris .....	394
Caceres, Antonio Gonzalez .....	394
Kelly, Brendan .....	394
Elliott, Paul .....	394
Landers, Fred .....	395
Lever, Jaime .....	395
Azuaje, Jesus .....	395
Kachler, Alex .....	395
DSL Blue Jays .....	396
Cannella, Danny .....	396
Ponce, Ashley .....	396
Bautista, Robelin .....	396
Nanita, Ricardo .....	396
Mateo, Jose .....	396
Silva, Luis .....	397
Fortunado, Pepo .....	397
Monson, Rafael .....	397
Marte, Ramon .....	397
2024 Minor League Players .....	398
2023 First-Year Player Draft .....	400
2023 International Signings .....	400

<b>MEDIA &amp; MISCELLANEOUS</b> .....	<b>401</b>
Media Services .....	402
2024 Regular Season .....	402
Club/Media Regulations .....	403
Broadcasting .....	404
Buck Martinez .....	404
Dan Shulman .....	404
Jamie Campbell .....	404
Joe Siddall .....	405
Ben Shulman .....	405
Chris Leroux .....	405
TVA Sports .....	406
Denis Casavant .....	406
Rodger Brulotte .....	406
2024 Blue Jays Radio Station List .....	406
Rogers Centre .....	407
Blue Jays at Rogers Centre and Exhibition Stadium .....	409
Game Delays at Rogers Centre .....	410
Ground Rules - Rogers Centre .....	410
Home Postponements .....	410
Rogers Centre Field Measurements .....	410
Rogers Centre Address .....	411
Rogers Centre Roof Openings .....	411
Blue Jays Spring Training Directory .....	412
TD Ballpark .....	413
Spring Training Record .....	414
Spring Training Attendance .....	415
Glossary of Medical Terms .....	416

2-0 in World Series Play .....	228
10 Consecutive Hits .....	320
10 Home Run Game .....	379
1991 All-Star Game .....	71
200 Home Runs .....	335
2021 Home Run Facts .....	347
Age When Managers Took Over .....	25
Their First Game .....	314
Arbitration Cases .....	77
At the All-Star Break .....	148
Blue Jays, Most Consecutive Games With 1+ Double - All-Time .....	391
Blue Jays, Pitchers 40+ Years Old to Win Game - All-Time .....	101
Blue Jays With Two Extra-Base Hits in a Single Inning - All-Time .....	108
Boston Tee Off Party .....	128
Call it a Draw .....	275
Canadian Baseball Hall of Fame and Museum .....	243
Canadian Blue Jays .....	307
Dome Doubleheaders .....	28
First to 100 Home Runs .....	28

First Trip Lucky .....	352
First-Year Player Draft .....	80
1st Round Selections .....	369
Grand Slams Hit by a Toronto Rookie, All-Time .....	247
Hitting for the Cycle .....	315
Home Run Trivia .....	208
How Long Did it Take .....	204
Longest Rain Delays .....	411
Longest Scoreless Innings Streaks by a Toronto Reliever Within A Season .....	24
Managers .....	66
Most Consecutive Outings Without Allowing a Run to Start Career With Blue Jays .....	321
Most Home Runs Hit in a Series .....	22
Most Strikeouts in First Start For Blue Jays .....	299
Name the Team Contest .....	354
No Sweeps .....	259
Ol' Canada .....	246
Oldest & Youngest Blue Jays .....	298
Opening Up .....	298
Over-Under .....	298
Seasons in Which Toronto Was the	

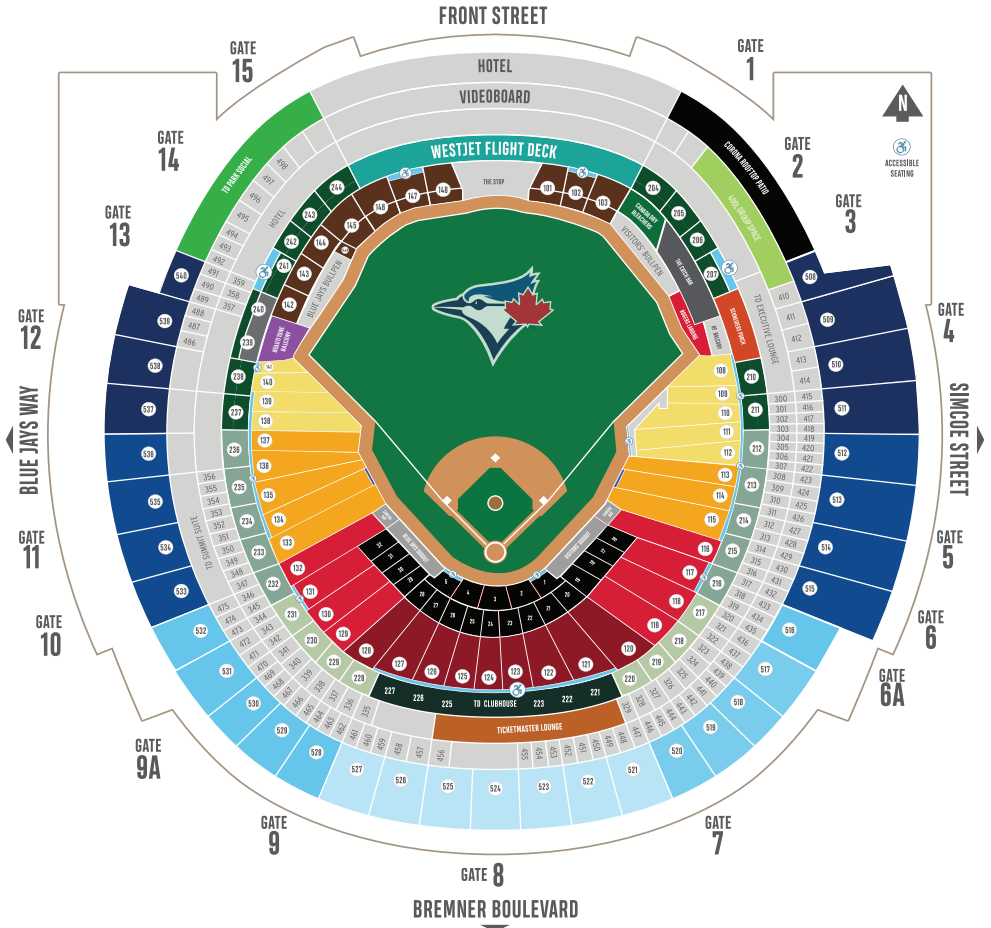
1st Team To Score 500 Runs .....	50
Stieb's No-Hitter .....	30
Suspended Games .....	205
Toronto, Back-to-Back Home Runs More Than Once in the Same Game .....	136
Toronto, 20 Wins in a 25-Game Span .....	10
Toronto Blue Jays Ownership .....	60
Toronto, Longest Consecutive Batters Retired Streaks .....	81
Toronto, Most Consecutive Games With Starting Pitcher Allowing 3ER or Less, All-Time .....	59
Toronto, Youngest Opening Day Starters, All-Time .....	264
Toronto, Youngest Pitchers MLB Debut .....	290
Winning the Game After Getting Out-Hit by 9 or More .....	353
World Series Rings .....	157
Youngest Blue Jays to Record First Multi-Homer Game .....	157
Youngest Position Players to Appear On Opening Day for Toronto .....	58

Copyright © 2024 by the Toronto Blue Jays Baseball Club. All rights reserved. The use of any part of this publication reproduced, transmitted in any form or by any means, electronic, mechanical, photocopying, recording, or otherwise or stored in a retrieval system, without the prior written consent of the publisher - or in the case of photocopying or other reprographic copying, a license from the Canadian Reprography Collective - is an infringement of copyright law. All information is current to March 1, 2024. Entire contents are the property of the Toronto Blue Jays Baseball Club and cannot be reprinted in whole or in part without the permission of the Blue Jays Communications Department.

Printed and bound in Canada by: **Astley Gilbert Limited, Toronto, ON**



# ROGERS CENTRE BALLPARK MAP



## LEGEND

### 100 LEVEL

- PREMIUM CLUBS
- HOME PLATE RESERVED
- DUGOUT RESERVED
- BASELINE RESERVED
- CORNER RESERVED
- 100 LEVEL OUTFIELD
- ACCESSIBLE SEATING
- THESCORE BET BASELINE BOX

### 200 LEVEL

- TO CLUBHOUSE
- 200 LEVEL INFIELD
- 200 LEVEL BASES
- 200 LEVEL OUTFIELD
- WESTJET FLIGHT DECK

### 300 LEVEL

- TICKETMASTER LOUNGE

### 500 LEVEL

- 500 LEVEL HOME PLATE
- 500 LEVEL INFIELD
- 500 LEVEL BASES
- 500 LEVEL OUTFIELD

# 2024

# SCHEDULE



## MARCH / APRIL

SUN	MON	TUE	WED	THU	FRI	SAT
24	25	26	27	28 TB 4:10PM	29 TB 6:50PM	30 TB 4:10PM
31 TB 1:40PM	1 HOU 8:10PM	2 HOU 8:10PM	3 HOU 8:10PM	4	5 NYY 1:05PM	6 NYY 7:05PM
7 NYY 1:35PM	8 SEA 7:07PM	9 SEA 7:07PM	10 SEA 3:07PM	11	12 COL 7:07PM	13 COL 3:07PM
14 COL 1:37PM	15 NYY 7:07PM	16 NYY 7:07PM	17 NYY 3:07PM	18	19 SD 9:40PM	20 SD 8:40PM
21 SD 4:10PM	22 KC 7:40PM	23 KC 7:40PM	24 KC 7:40PM	25 KC 2:10PM	26 LAD 7:07PM	27 LAD 3:07PM
28 LAD 1:37PM	29 KC 7:07PM	30 KC 7:07PM				

## MAY

SUN	MON	TUE	WED	THU	FRI	SAT
			1 KC 3:07PM	2	3 WAS 6:45PM	4 WAS 4:05PM
5 WAS 1:35PM	6	7 PHI 6:40PM	8 PHI 1:05PM	9	10 MIN 7:07PM	11 MIN 3:07PM
12 MIN 1:37PM	13 BAL 6:35PM	14 BAL 6:35PM	15 BAL 12:35PM	16	17 TB 7:07PM	18 TB 3:07PM
19 TB 1:37PM	20 CWS 3:07PM	21 CWS 7:07PM	22 CWS 7:07PM	23 DET 6:40PM	24 DET 6:40PM	25 DET 1:10PM
26 DET 1:40PM	27 CWS 2:10PM	28 CWS 7:40PM	29 CWS 7:40PM	30	31 PIT 7:07PM	

## JUNE

SUN	MON	TUE	WED	THU	FRI	SAT
						1 PIT 3:07PM
2 PIT 1:37PM	3 BAL 7:07PM	4 BAL 7:07PM	5 BAL 7:07PM	6 BAL 9:40PM	7 OAK 9:40PM	8 OAK 4:07PM
9 OAK 4:07PM	10 MIL 7:07PM	11 MIL 8:10PM	12 MIL 2:10PM	13	14 CLE 7:07PM	15 CLE 3:07PM
16 CLE 1:37PM	17 BOS 7:07PM	18 BOS 7:07PM	19 BOS 7:07PM	20	21 CLE 7:10PM	22 CLE 4:10PM
23 CLE 1:40PM	24 BOS 7:10PM	25 BOS 7:10PM	26 BOS 7:10PM	27 NYY 7:07PM	28 NYY 7:07PM	29 NYY 3:07PM
30 NYY 1:37PM						

## JULY

SUN	MON	TUE	WED	THU	FRI	SAT
	1 HOU 3:07PM	2 HOU 7:07PM	3 HOU 7:07PM	4 HOU 1:07PM	5 SEA 9:40PM	6 SEA 4:10PM
7 SEA 4:10PM	8	9 SF 9:45PM	10 SF 9:45PM	11 SF	12 ARI 9:40PM	13 ARI 10:10PM
14 ARI 4:10PM	15 ASG	16	17	18	19 DET 7:07PM	20 DET 3:07PM
21 DET 1:37PM	22	23 TB 7:07PM	24 TB 7:07PM	25 TB 3:07PM	26 TEX 7:07PM	27 TEX 3:07PM
28 TEX 1:37PM	29 BAL 6:35PM	30 BAL 6:35PM	31 BAL 12:35PM			

## AUGUST

SUN	MON	TUE	WED	THU	FRI	SAT
				1	2 NYY 7:05PM	3 NYY 1:05PM
4 NYY 1:35PM	5	6 BAL 7:07PM	7 BAL 7:07PM	8 BAL 7:07PM	9 OAK 7:07PM	10 OAK 3:07PM
11 OAK 1:37PM	12 LAA 9:38PM	13 LAA 9:38PM	14 LAA 9:38PM	15	16 CHC 2:20PM	17 CHC 2:20PM
18 CHC 2:20PM	19 CIN 7:07PM	20 CIN 7:07PM	21 CIN 7:07PM	22 LAA 7:07PM	23 LAA 7:07PM	24 LAA 3:07PM
25 LAA 1:37PM	26 BOS 7:10PM	27 BOS 7:10PM	28 BOS 7:10PM	29 BOS 7:10PM	30 MIN 8:10PM	31 MIN 7:10PM

## SEPTEMBER

SUN	MON	TUE	WED	THU	FRI	SAT
1 MIN 2:10PM	2	3 PHI 7:07PM	4 PHI 3:07PM	5	6 ATL 7:20PM	7 ATL 7:20PM
8 ATL 1:35PM	9 NYM 7:07PM	10 NYM 7:07PM	11 NYM 3:07PM	12	13 STL 7:07PM	14 STL 3:07PM
15 STL 1:37PM	16	17 TEX 8:05PM	18 TEX 8:05PM	19 TEX 2:35PM	20 TB 6:50PM	21 TB 4:10PM
22 TB 1:40PM	23 BOS 7:07PM	24 BOS 7:07PM	25 BOS 7:07PM	26	27 MIA 7:07PM	28 MIA 3:07PM
29 MIA 3:07PM	30					

HOME

AWAY